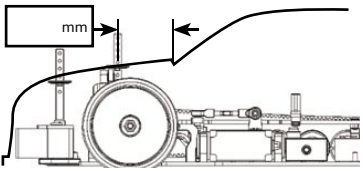





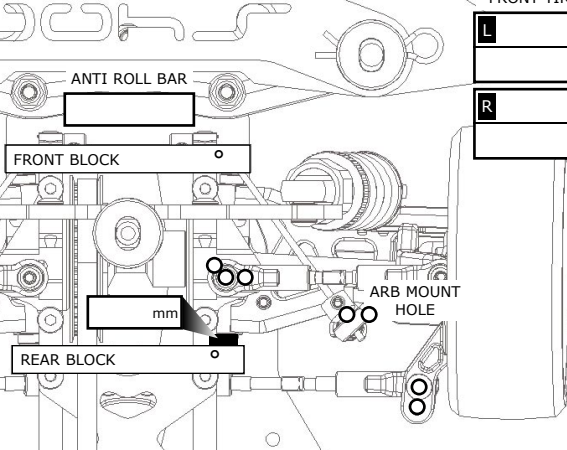
NAME		MOTOR		BODY POSITION  BODY
RACE		ESC		
TRACK		CELLS		
SURFACE <input type="checkbox"/> ASPHALT <input type="checkbox"/> CARPET		COMMENTS		
COMMENTS				

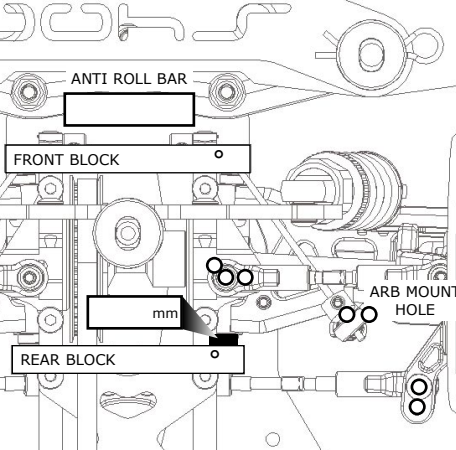
FRONT

SERVO SAVER


SHOCK ABSORBERS
Holes 
Oil
Spring

FRONT AXLE
☐ Ball Diff
LOOSE  TIGHT
☐ Solid Axle
☐ One Way

CAMBER
L
R




FRONT TIRES
L
R

SPACER mm
FRONT C-HUB

SPACER mm
DOWNSTOPS mm

HEX WHEEL ADAPTOR mm


RIDE HEIGHT mm


REAR

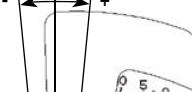
PINION / SPUR or ROLLOUT
SIDE PULLEY ☐ ONEWAY

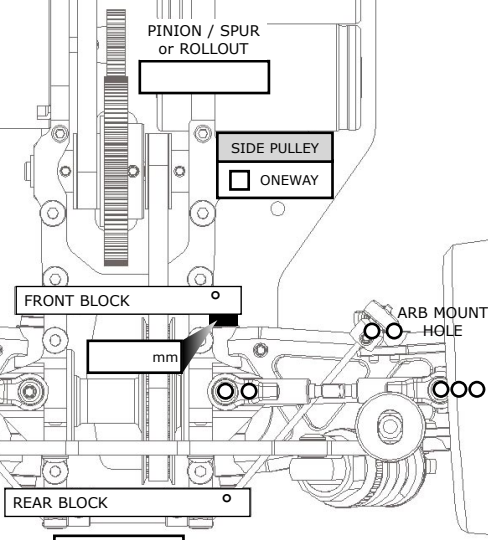
FRONT BLOCK mm
REAR BLOCK

ANTI ROLL BAR

SHOCK ABSORBERS
Holes 
Oil
Spring

REAR AXLE
☐ Ball Diff
LOOSE  TIGHT
☐ Solid Axle
☐ Gear Diff cst

CAMBER
L
R




REAR TIRES
L
R

SPACER mm
REAR UPRIGHT

SPACER mm
DOWNSTOPS mm

HEX WHEEL ADAPTOR mm

RIDE HEIGHT mm