



INSTRUCTION MANUAL
& REFERENCE GUIDE



The Serpent 966 is the next evolution of Serpent's hugely-successful 960 lineage, combining ultimate performance into a single package. The Serpent 966 was designed to be a world champion, while still being easy to use, assemble, and set up. You are now part of the worldwide network of Serpent drivers, which gives you superior technical support and access to many benefits that only Serpent drivers can enjoy.

The Serpent 966 offers many of the same specifications and features that made the Serpent 950/950R into top-competition racecars. Continuously pushing the performance envelope, Serpent's engineers have added many new and innovative features that can help take your Serpent 966 into the winner's circle: stronger reinforced components, easier roll-centre adjustment, redesigned braking system, improved rear suspension design, adjustable rear anti-roll bar, optional throttle servo positioning (laydown or upright), new improved shock absorbers, and new receiver pack configuration.

INSTRUCTIONS

Serpent's long tradition of excellence extends to their instruction manuals, and this instruction manual is no exception. The easy-to-follow layout is richly illustrated with 3D-rendered full-color images to make your building experience quick and easy. Following the instructions will result in a well-built, high-performance racecar that will soon be able to unleash its full potential at the racetrack.

This instruction manual has been divided into sections that will logically lead you through the assembly process of your Serpent 966. Follow the assembly steps in the order presented to ensure that no problems occur during assembly. Each step indicates all the fasteners and small parts used. Bag numbers identify the kit bag(s) that contains the appropriate parts.

EXPLODED VIEWS AND PARTS LIST

The exploded views and parts lists for the Serpent 966 are included in the back of this manual. The exploded views show all the parts of a particular assembly step along with the Serpent part number. The parts lists indicate the part number and name of each part for easy reference when ordering.

SAFETY










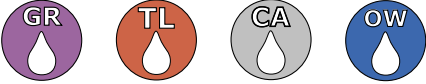
Included with your Serpent 966 kit is a document entitled "Read This First" that covers safety precautions for the assembly and use of this product. We strongly recommend that you thoroughly read and understand that document, and follow all the precautions.

CONTENTS

FRONT ASSEMBLY	4
REAR ASSEMBLY	9
RADIO PLATE ASSEMBLY	15
GEARBOX ASSEMBLY	22
CENTAX ASSEMBLY	24
FINAL ASSEMBLY	27
REFERENCE GUIDE	32

USING THE MANUAL

Each step contains a variety of numbers, lines, and symbols. The numbers represent the order in which the parts should be assembled. The lines and symbols are described below.

	Step number; the order in which you should assemble the indicated parts
	Length after assembly
	Assembly path of one item into another
	Group of items (within lines) should be assembled first
	Direction the item should be moved
	Glue one item to another
	Press/Insert one item into another
	Connect one item to another
	Gap between two items
	Apply graphite grease (GR), threadlock (TL), CA glue (CA) or One-way Lube (OW). (Items not included.)

SERPENT.COM

The printed instruction manual included with your Serpent 966 kit is very complete, though due to continuous product development, more up-to-date information may be provided at our Serpent.com website.

All information about the Serpent 966 is accessible from the Serpent 966 product page which can be found on Serpent.com and can be accessed by simply typing **serpent.com/903009** into your web browsers address bar.

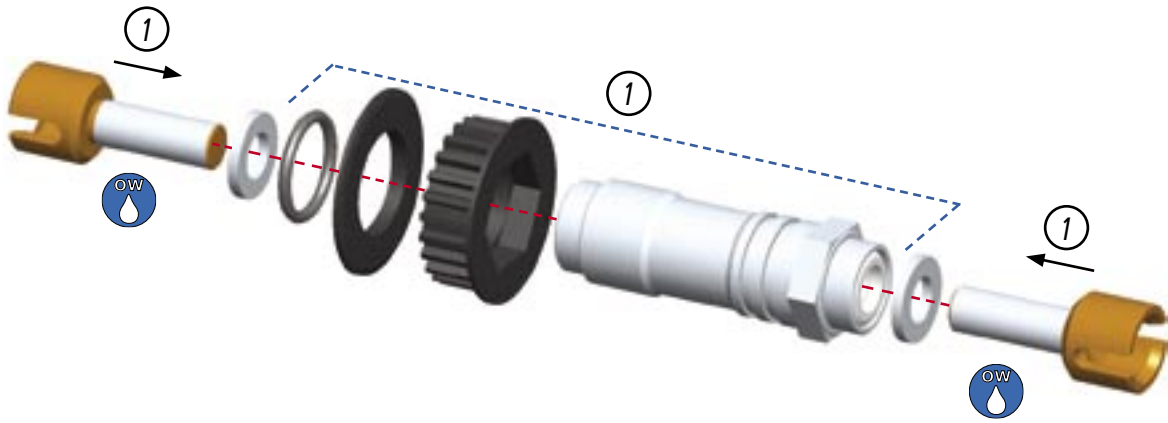
From the Serpent 966 product page you will find the very latest information about your Serpent 966: reports by team drivers and other experts, tips and tricks, setups, image gallery and downloadable files including the latest version of the instruction manual will be made available as downloadable PDF-files.

FRONT ASSEMBLY

A

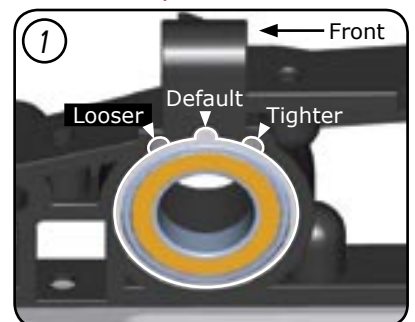
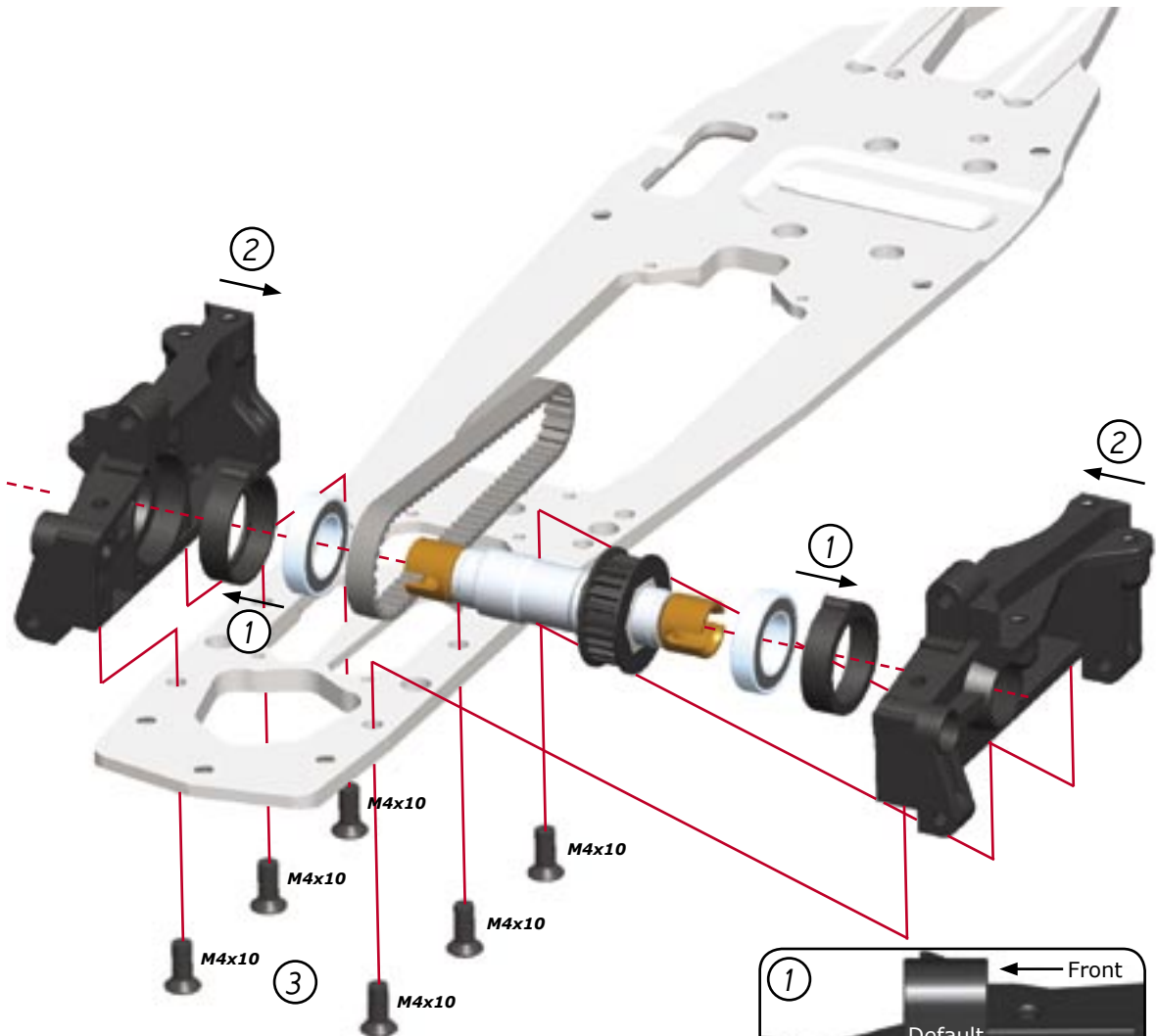
1

Bag
1

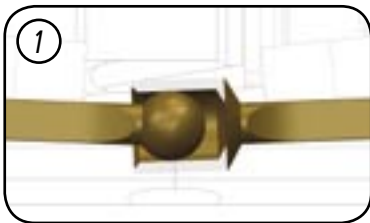
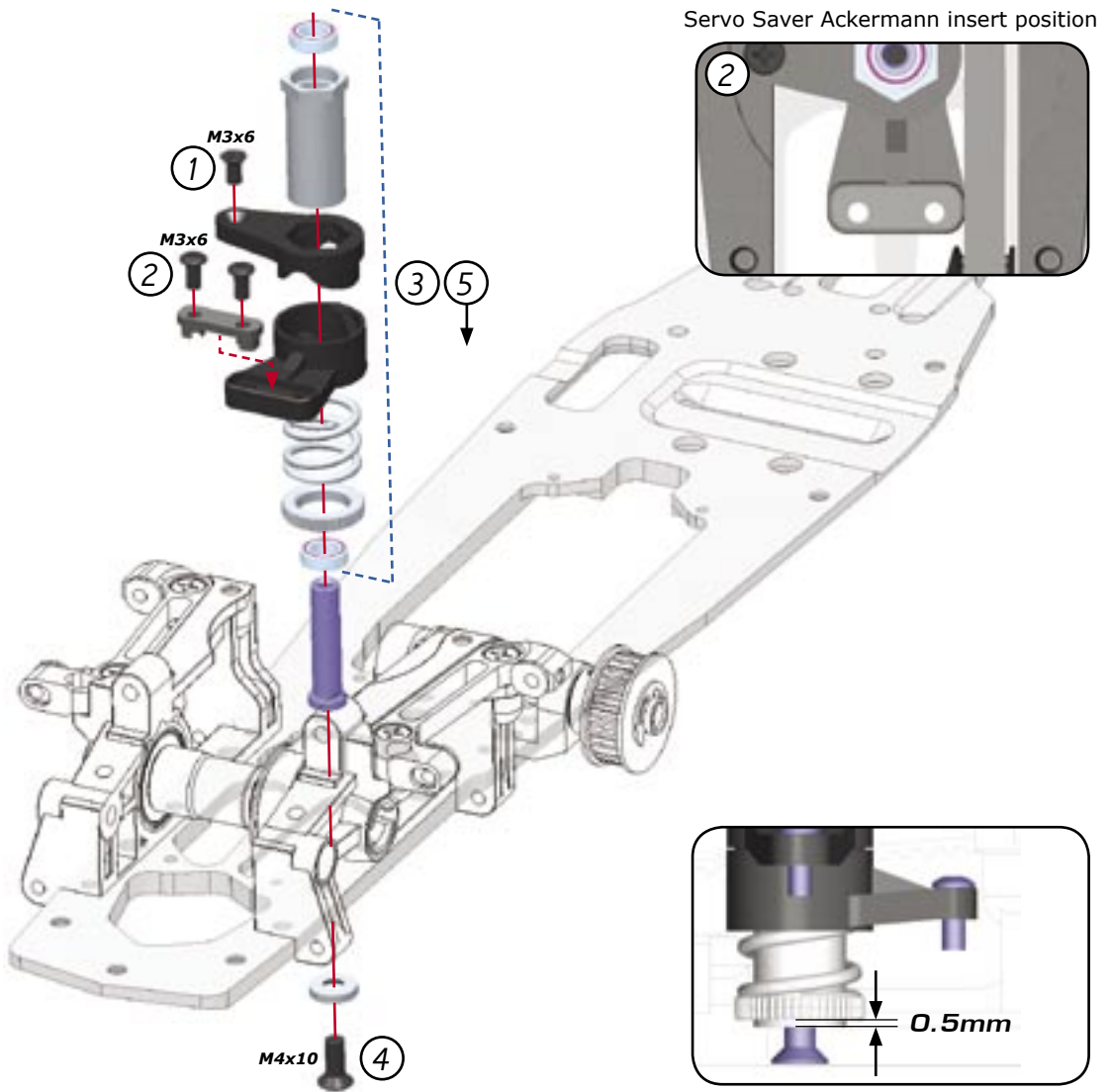


A

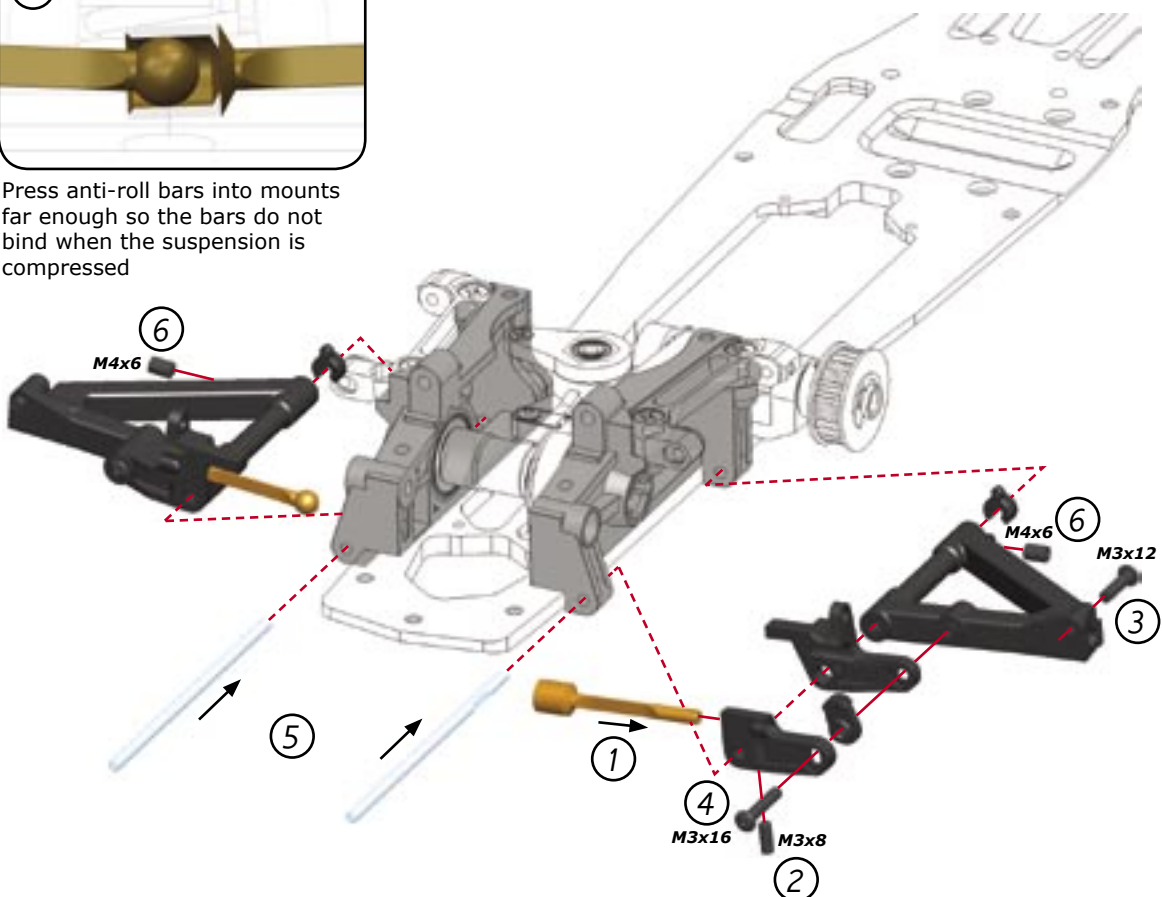
2

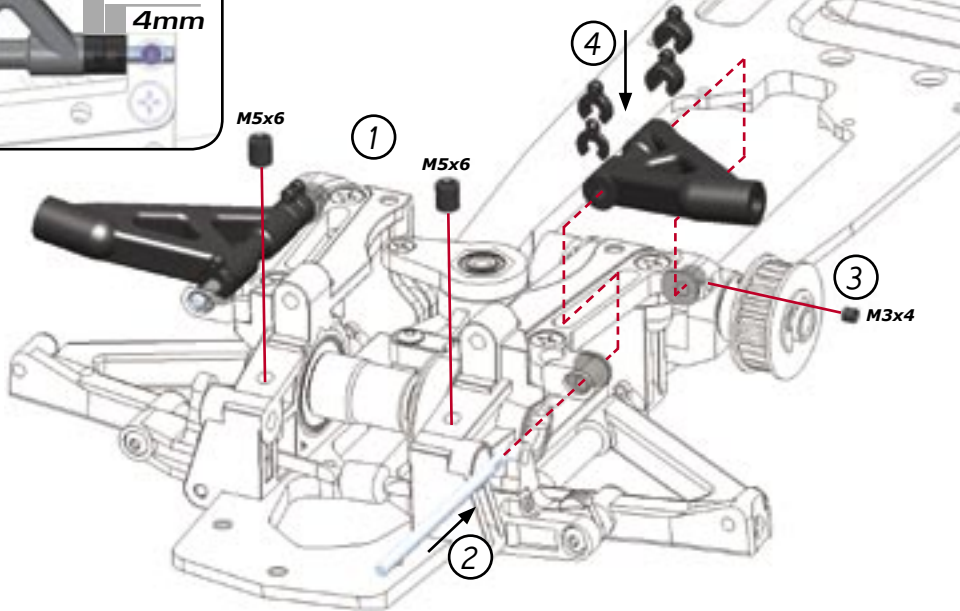
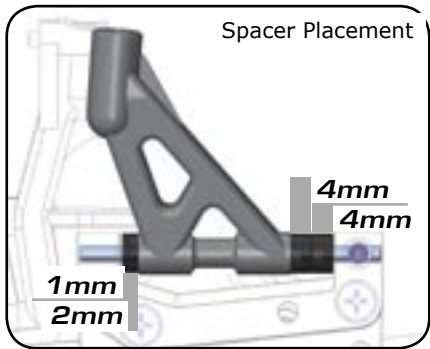


Change the position of **BOTH** eccentric hubs to adjust front belt tension. Both hubs should have the same position.

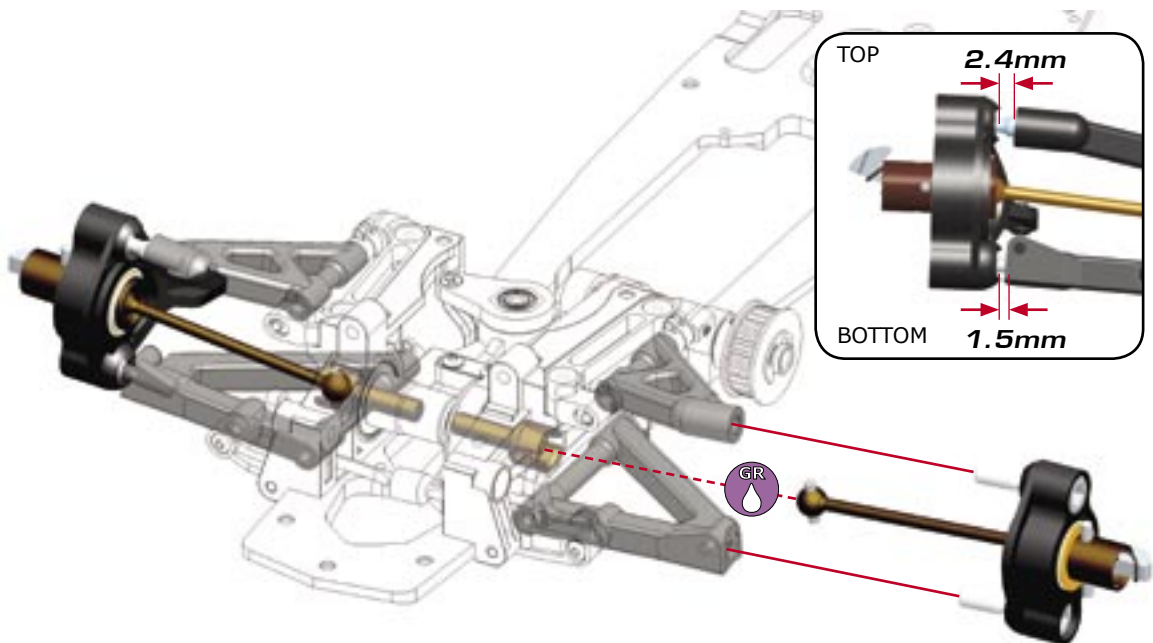
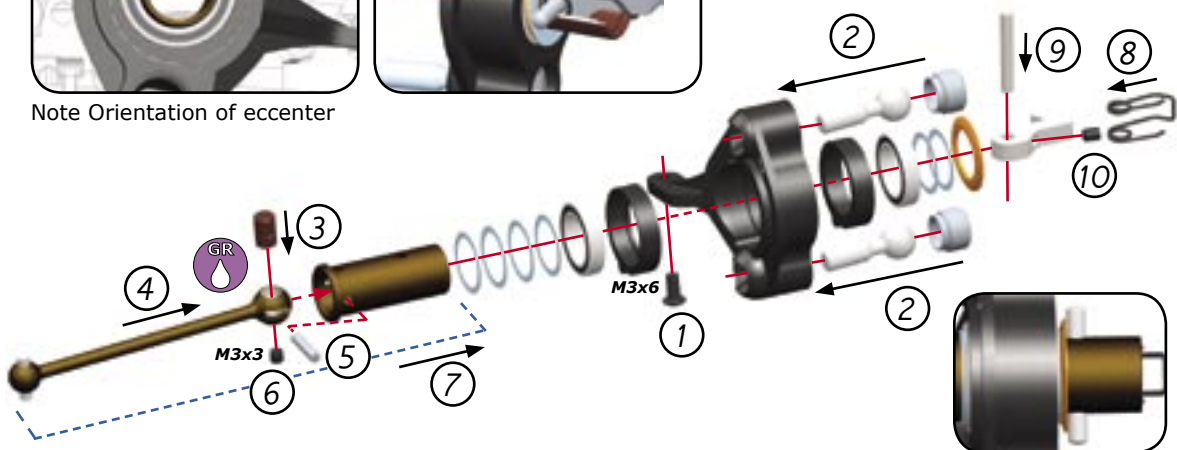


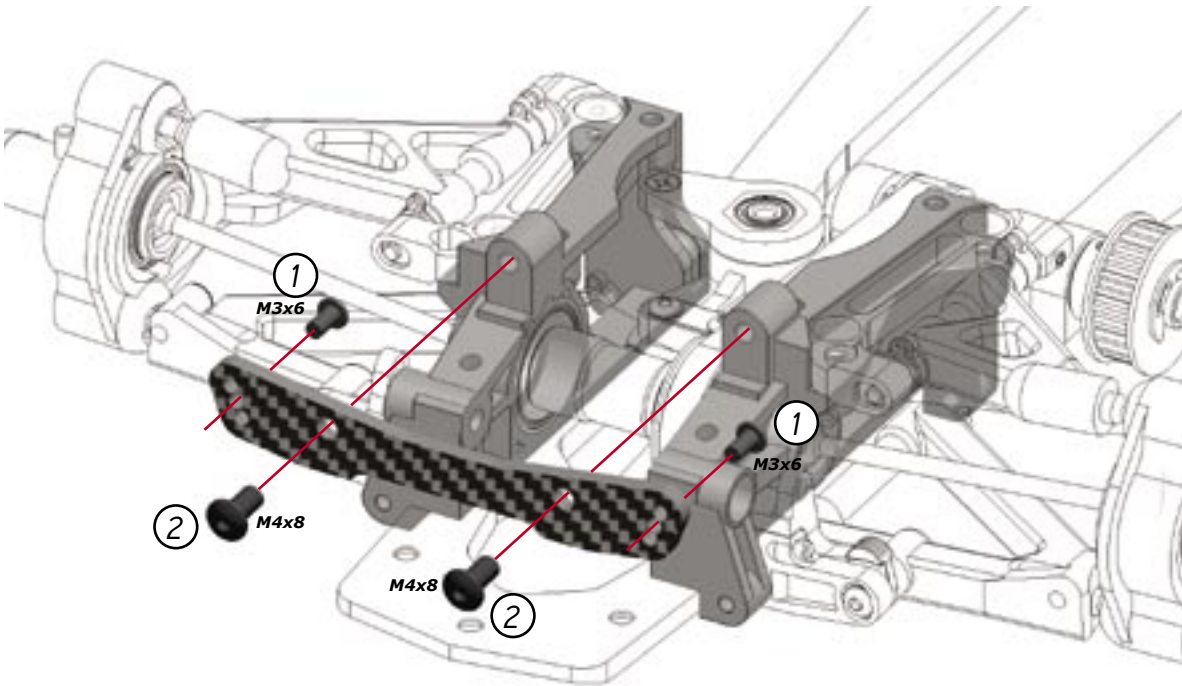
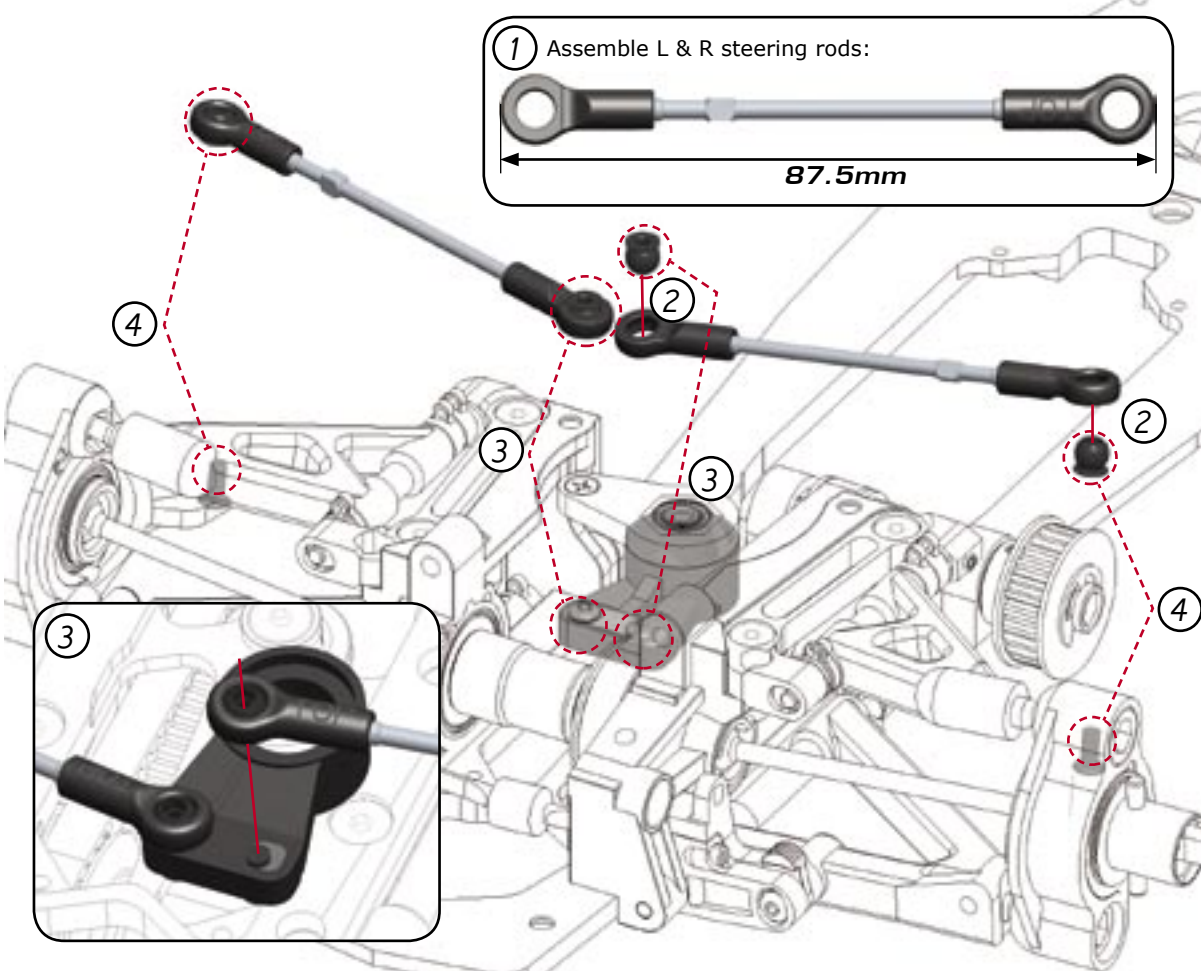
Press anti-roll bars into mounts far enough so the bars do not bind when the suspension is compressed





Note Orientation of eccentric



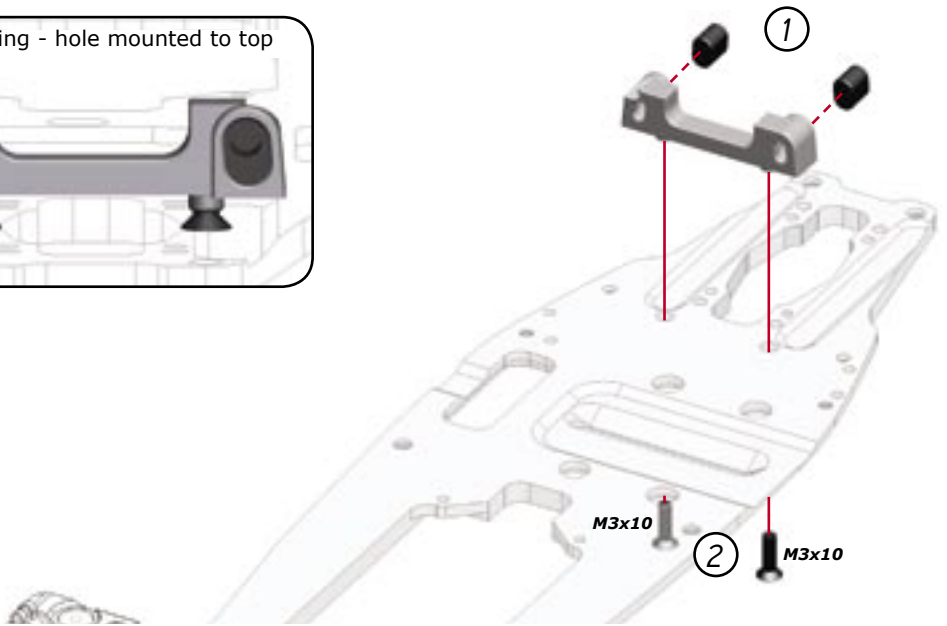
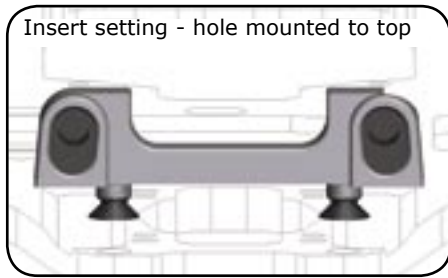


REAR ASSEMBLY

B

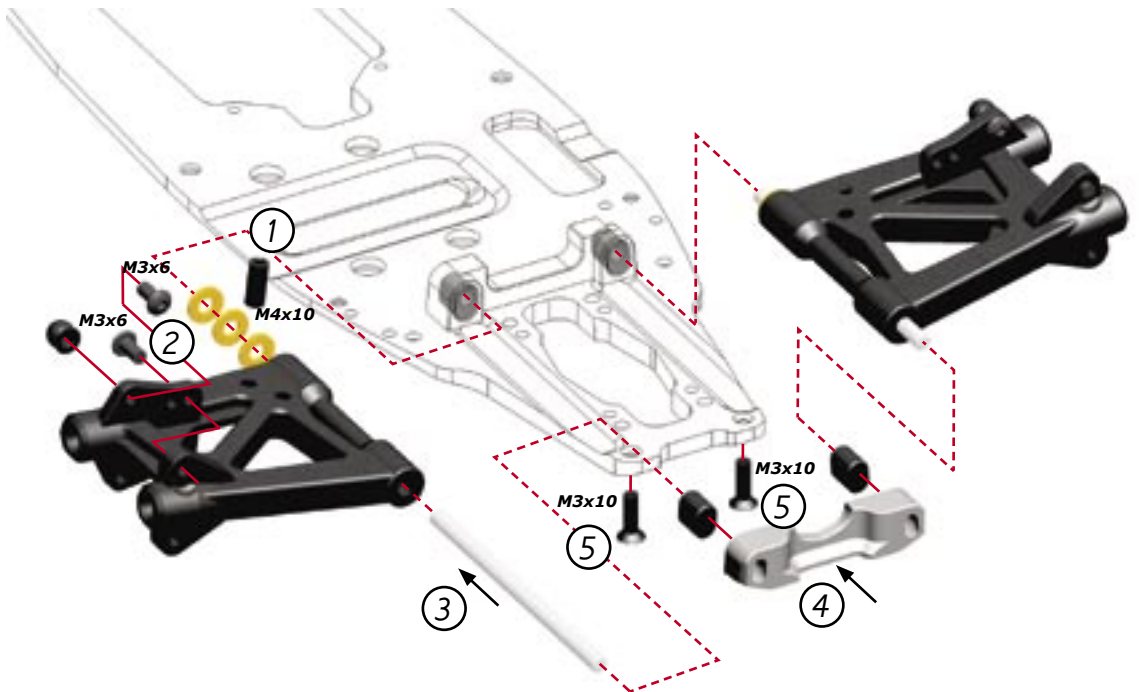
1

Bag
6



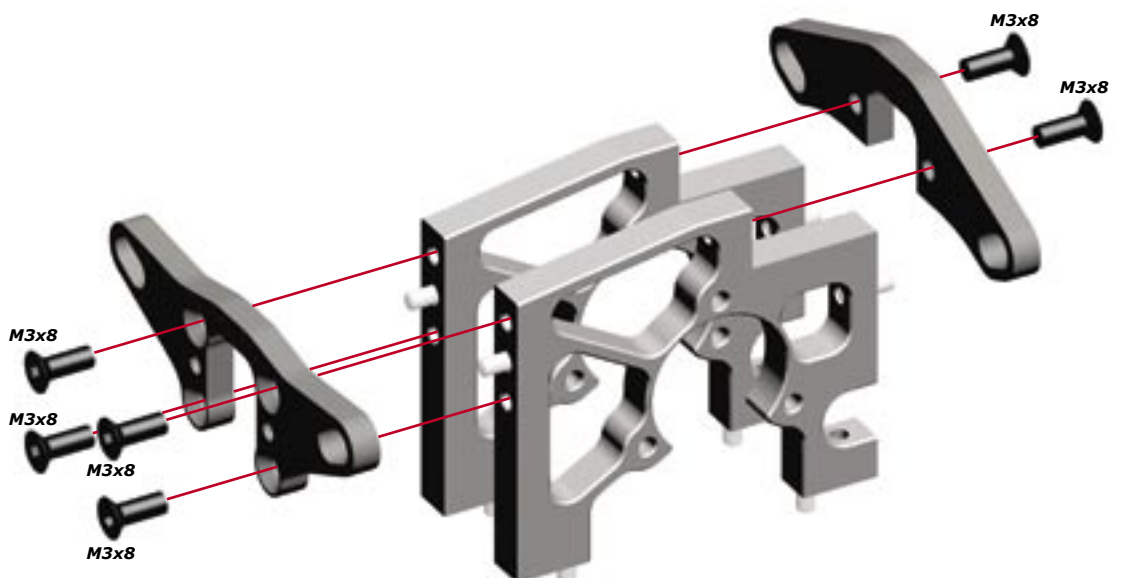
B

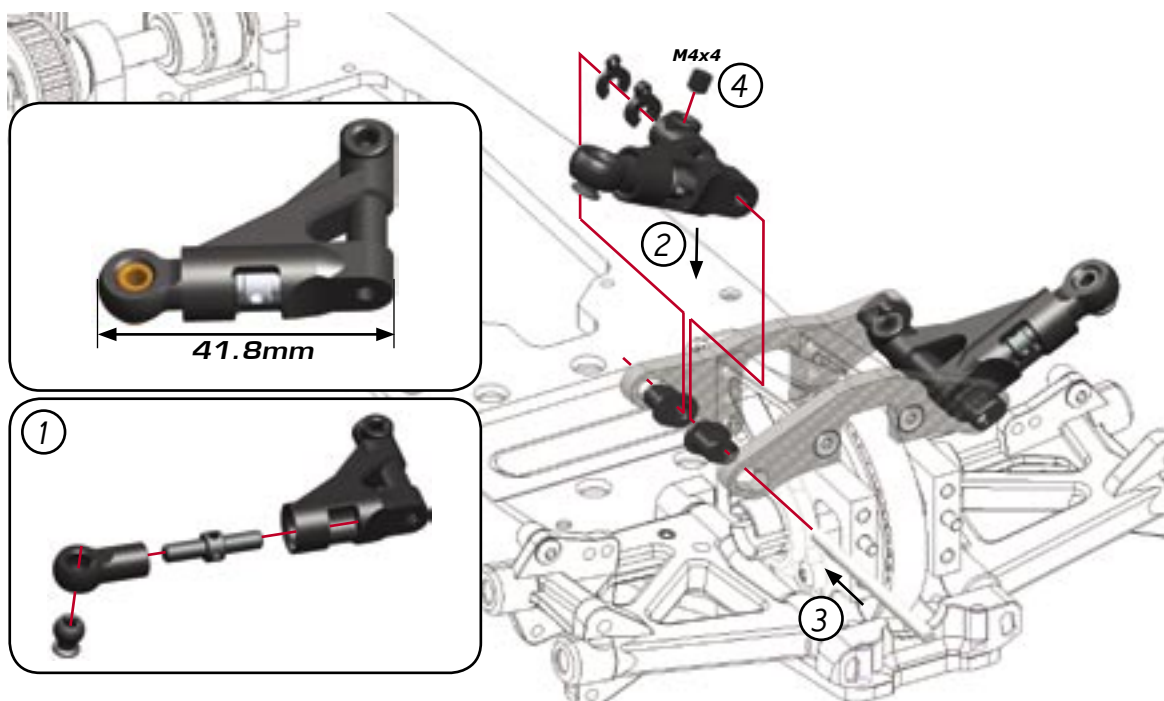
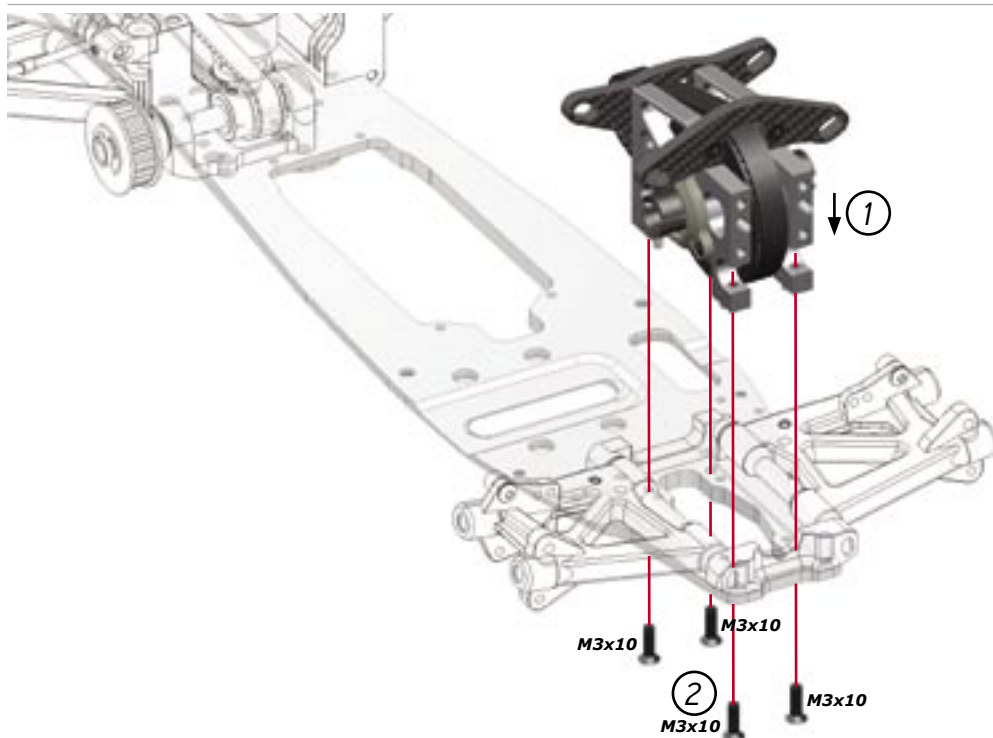
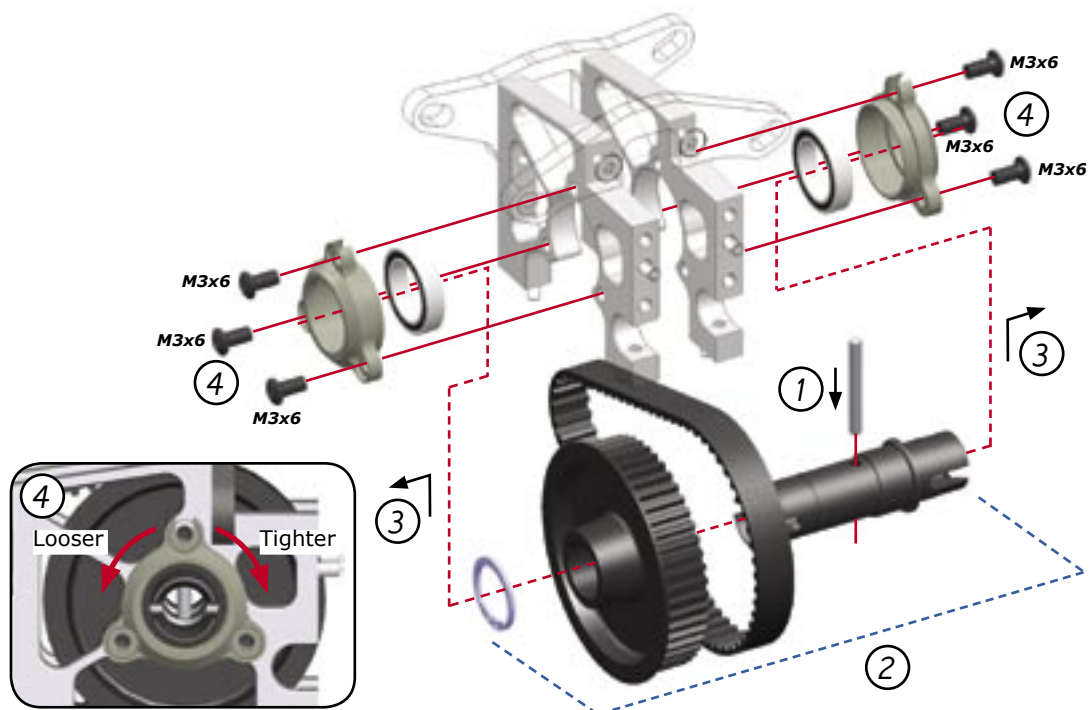
2

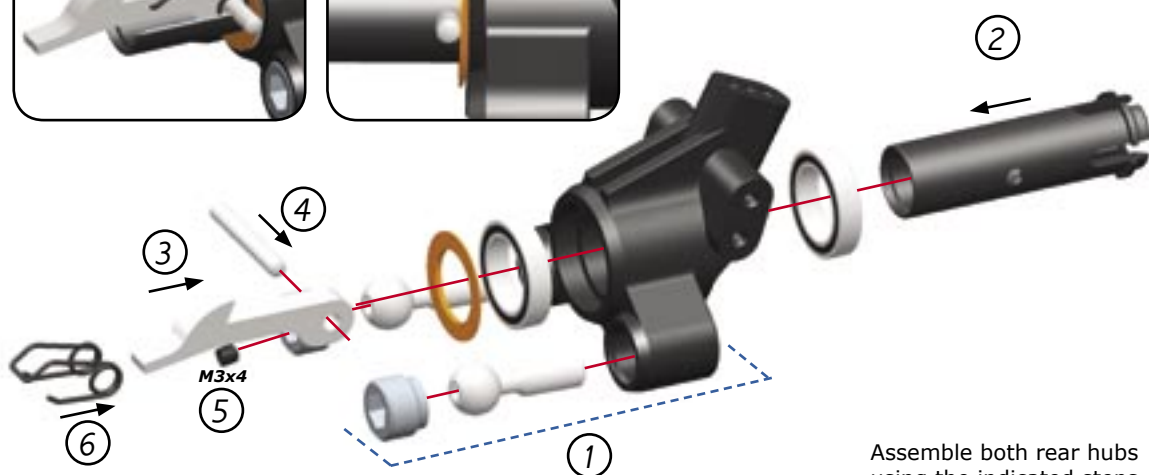



B

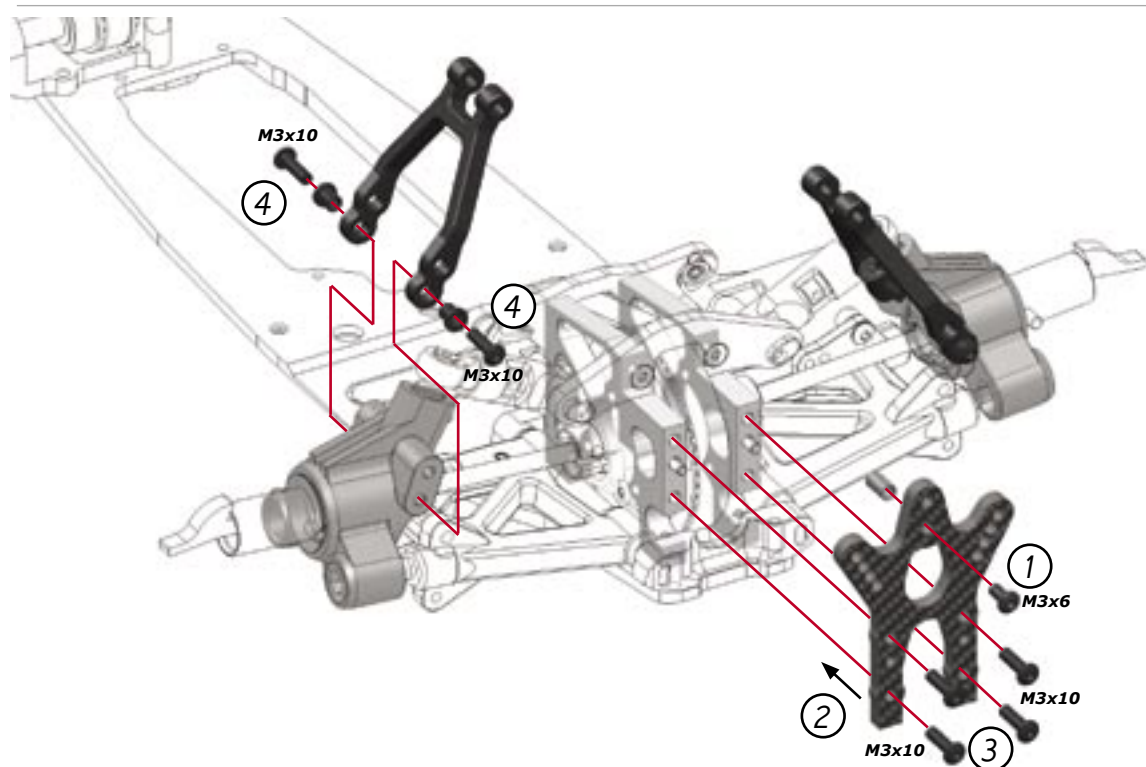
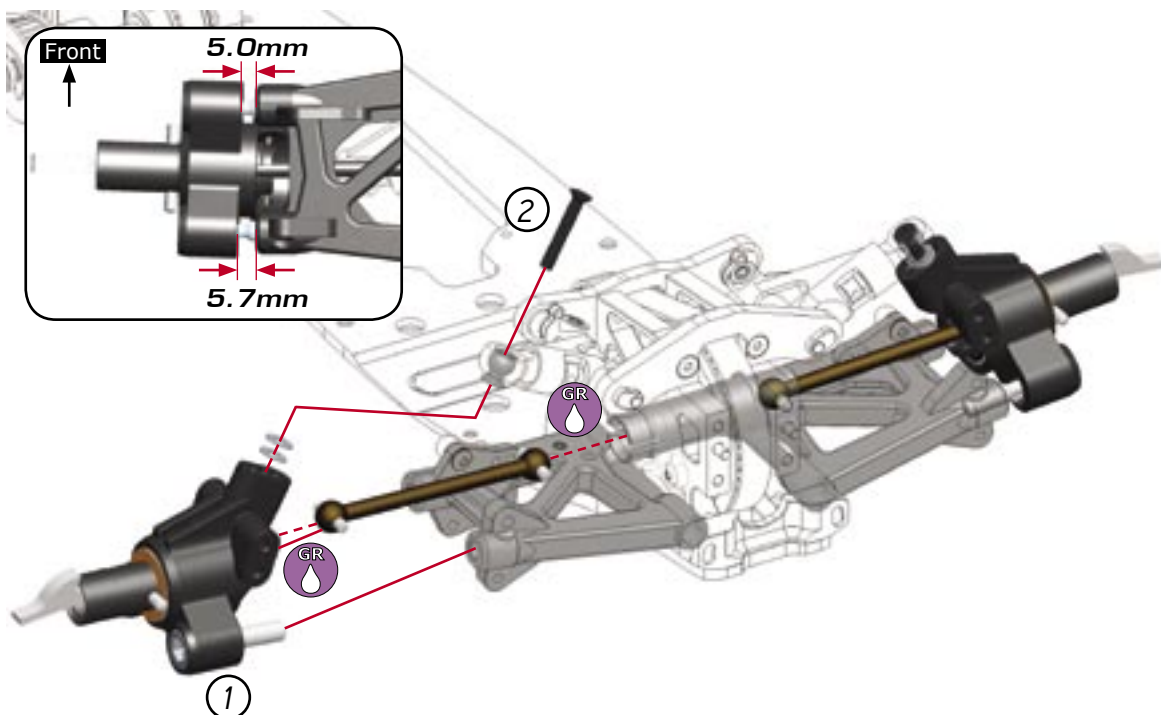
3

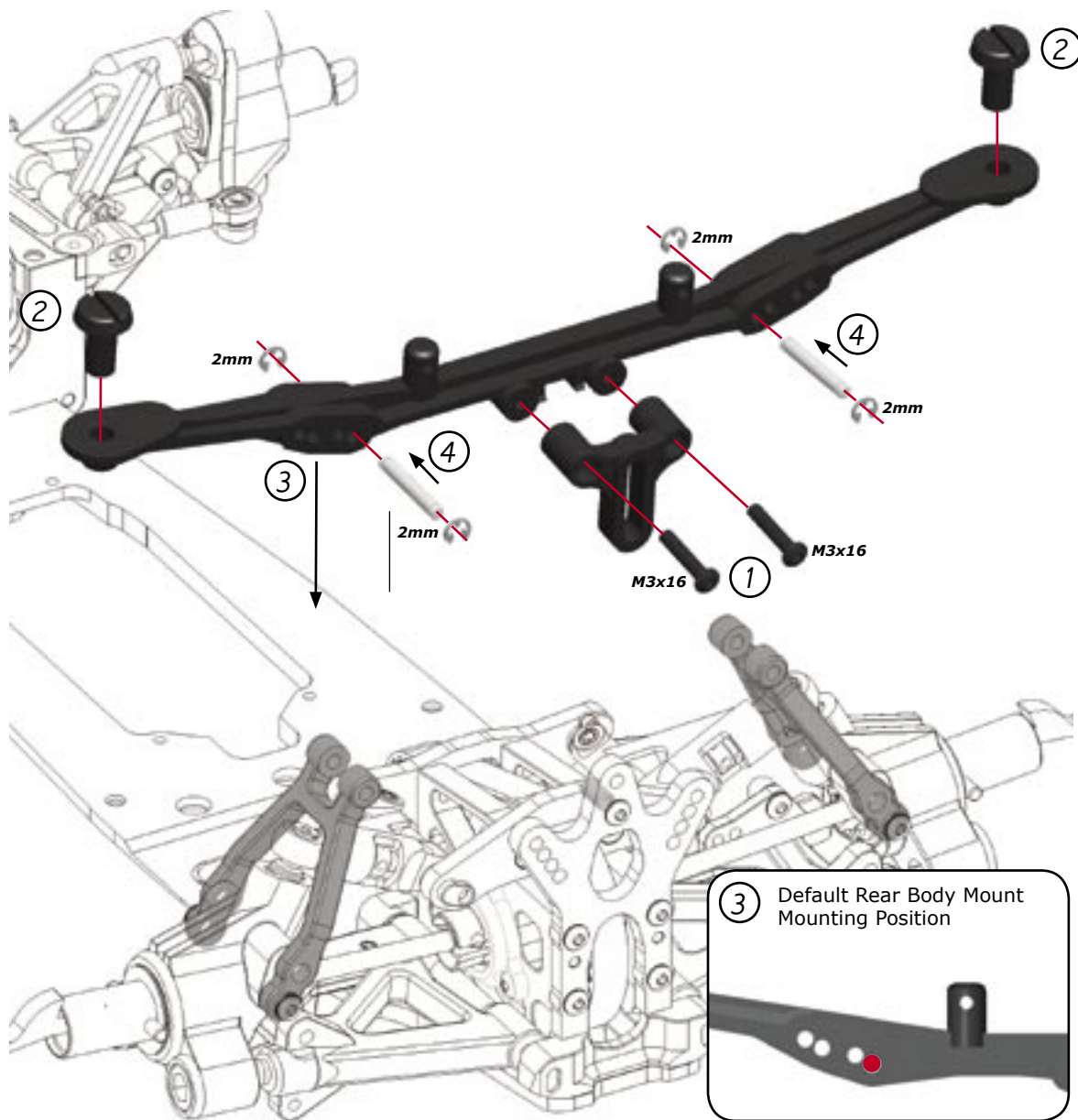


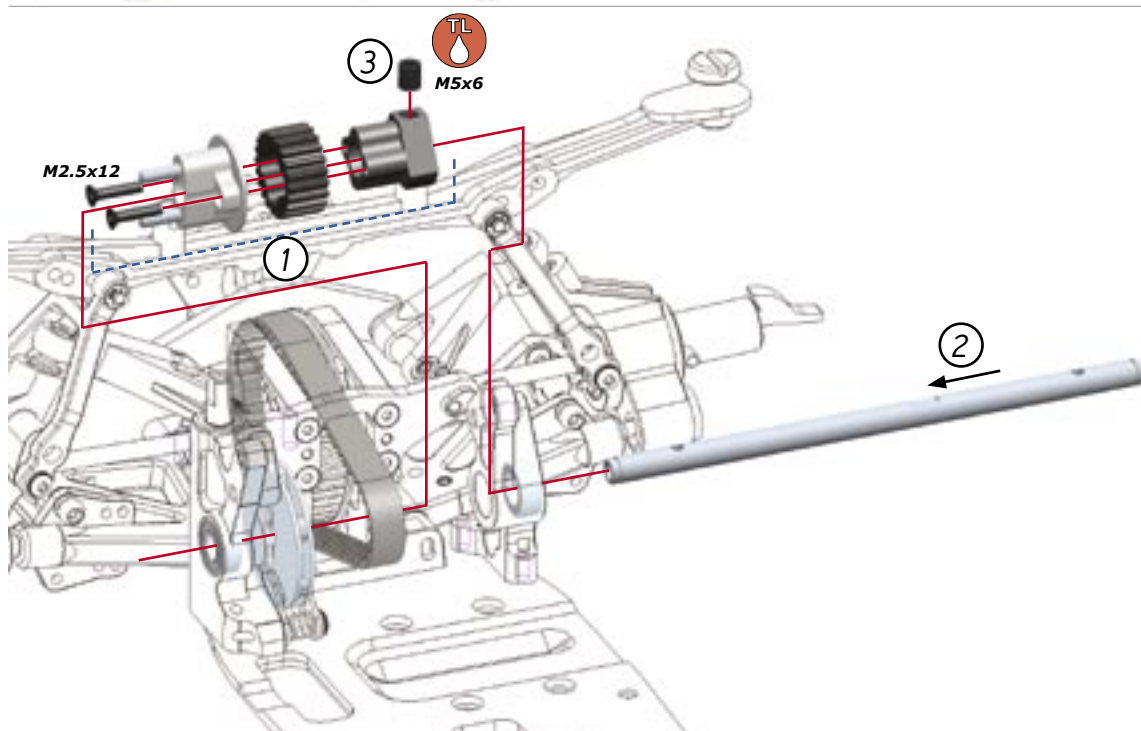
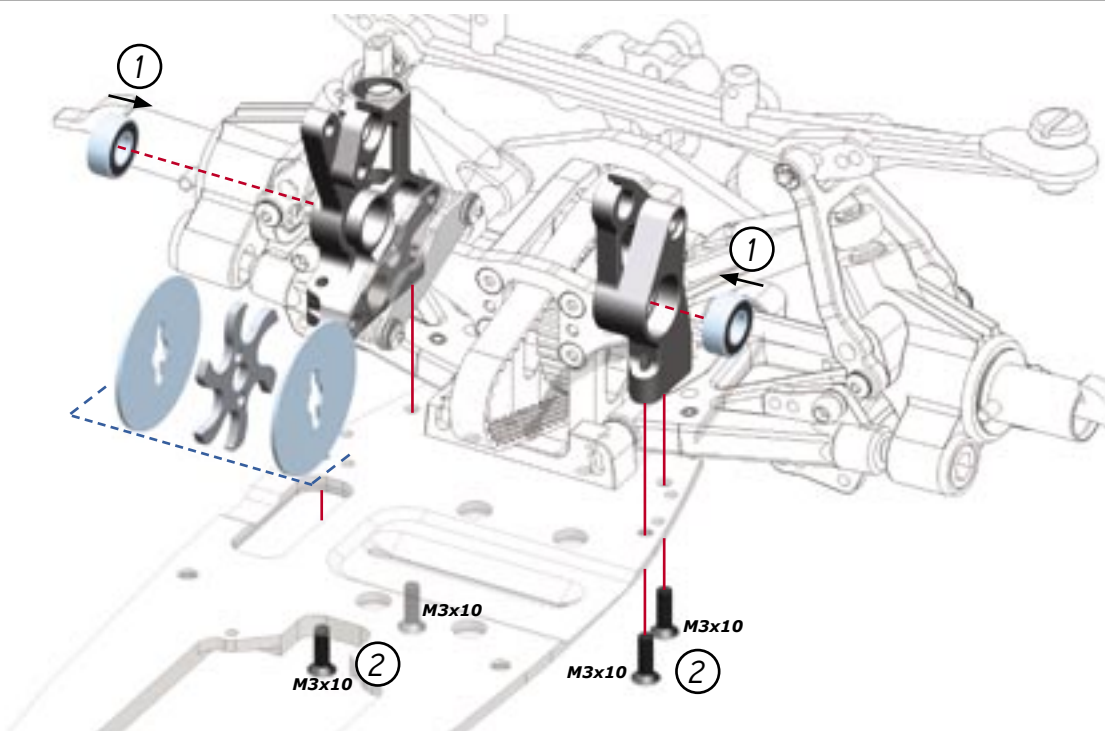
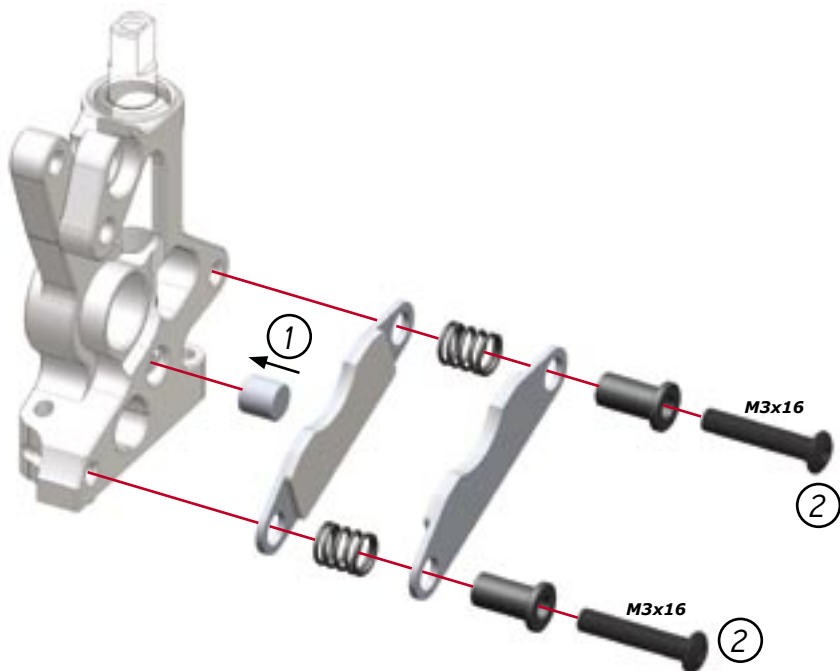


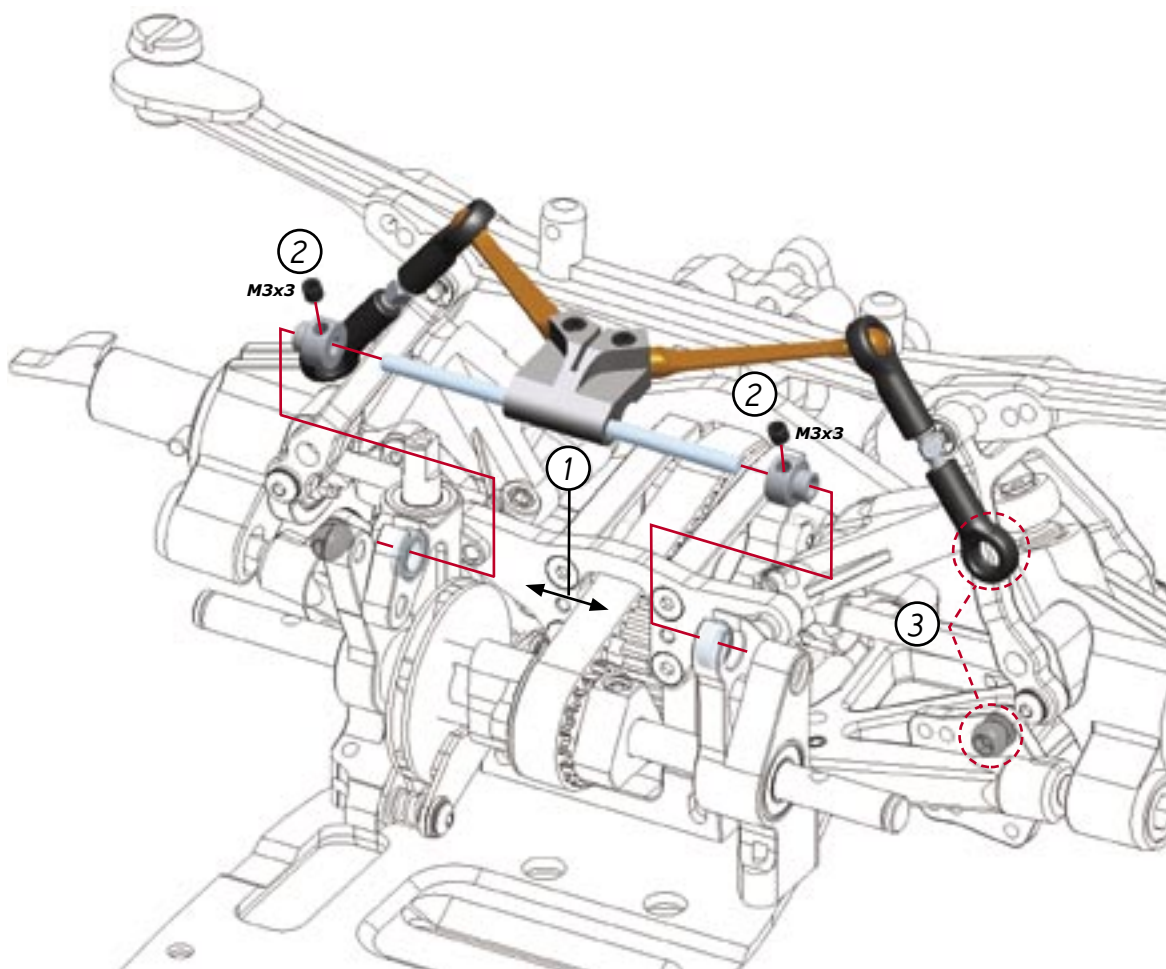
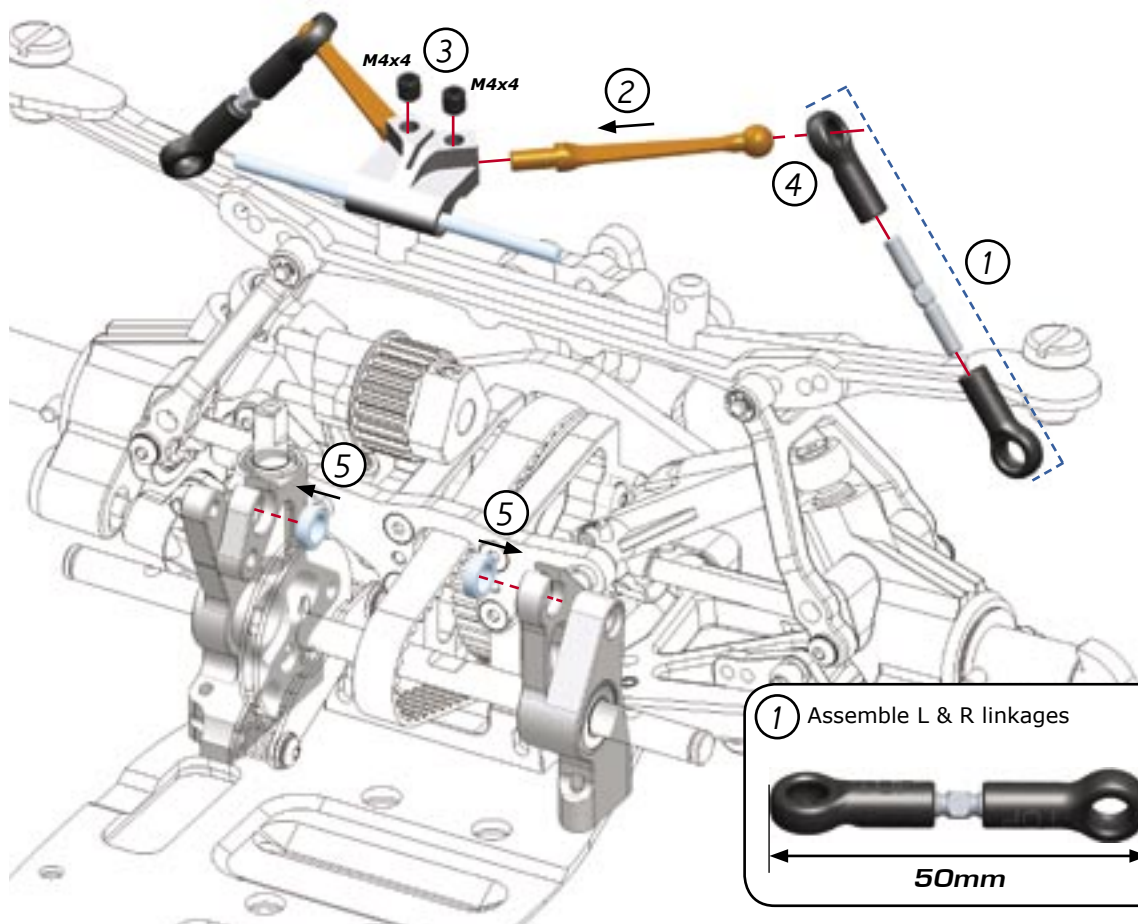


Assemble both rear hubs using the indicated steps.







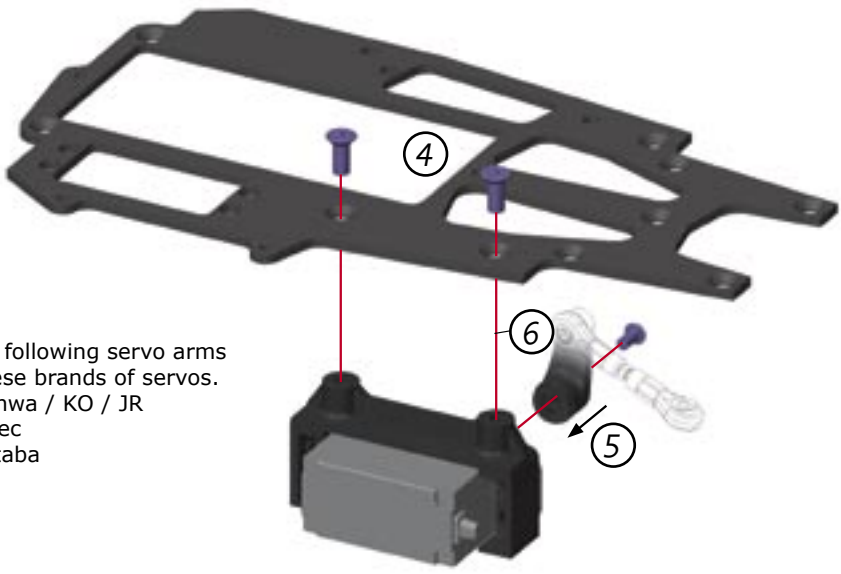


RADIO PLATE ASSEMBLY

C

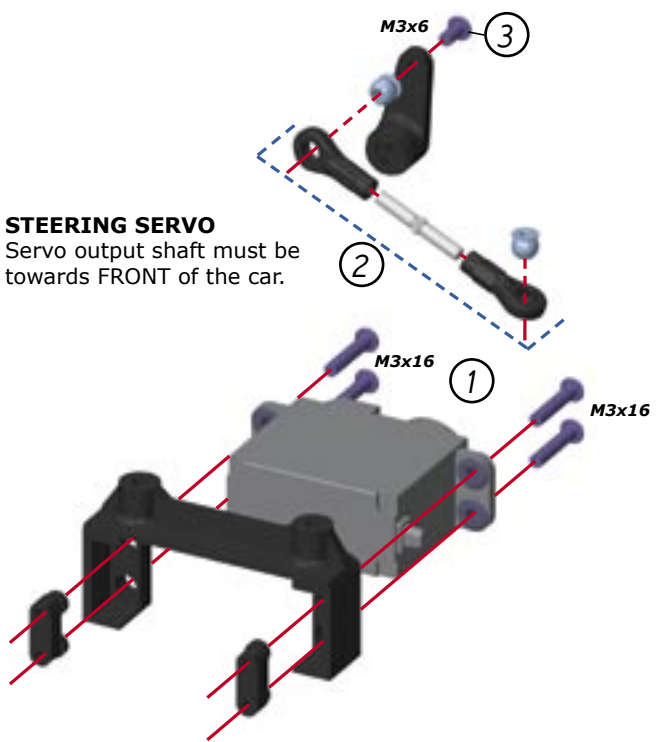
1

Bag
10

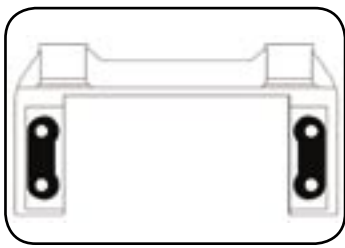


Use the following servo arms with these brands of servos.
23 - Sanwa / KO / JR
24 - Hitec
25 - Futaba

STEERING SERVO
Servo output shaft must be towards FRONT of the car.



Note the orientation of the servo mounting screw blocks. Reverse the default orientation to mount a smaller servo.

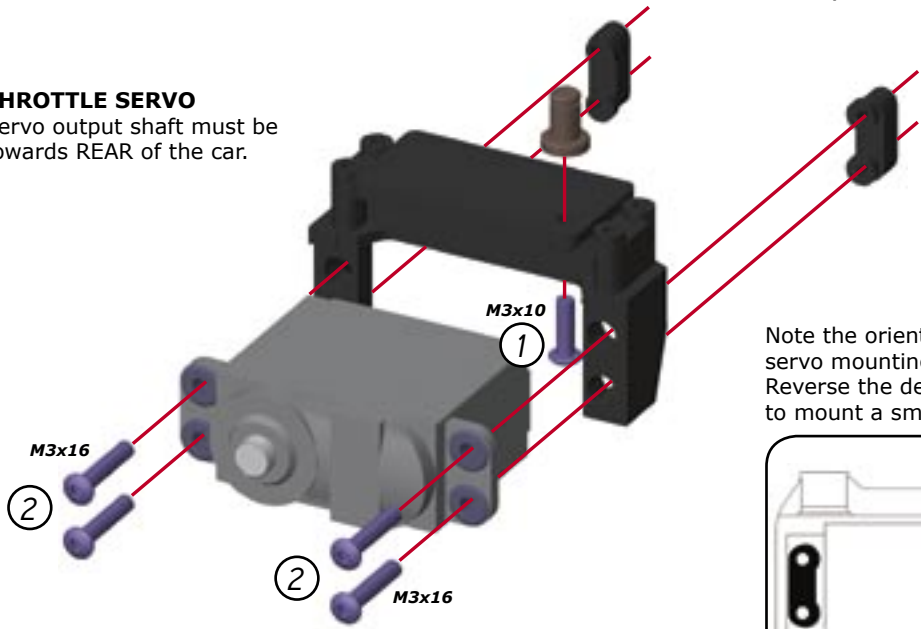


C

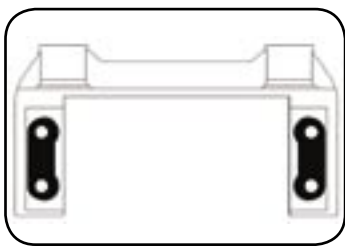
2

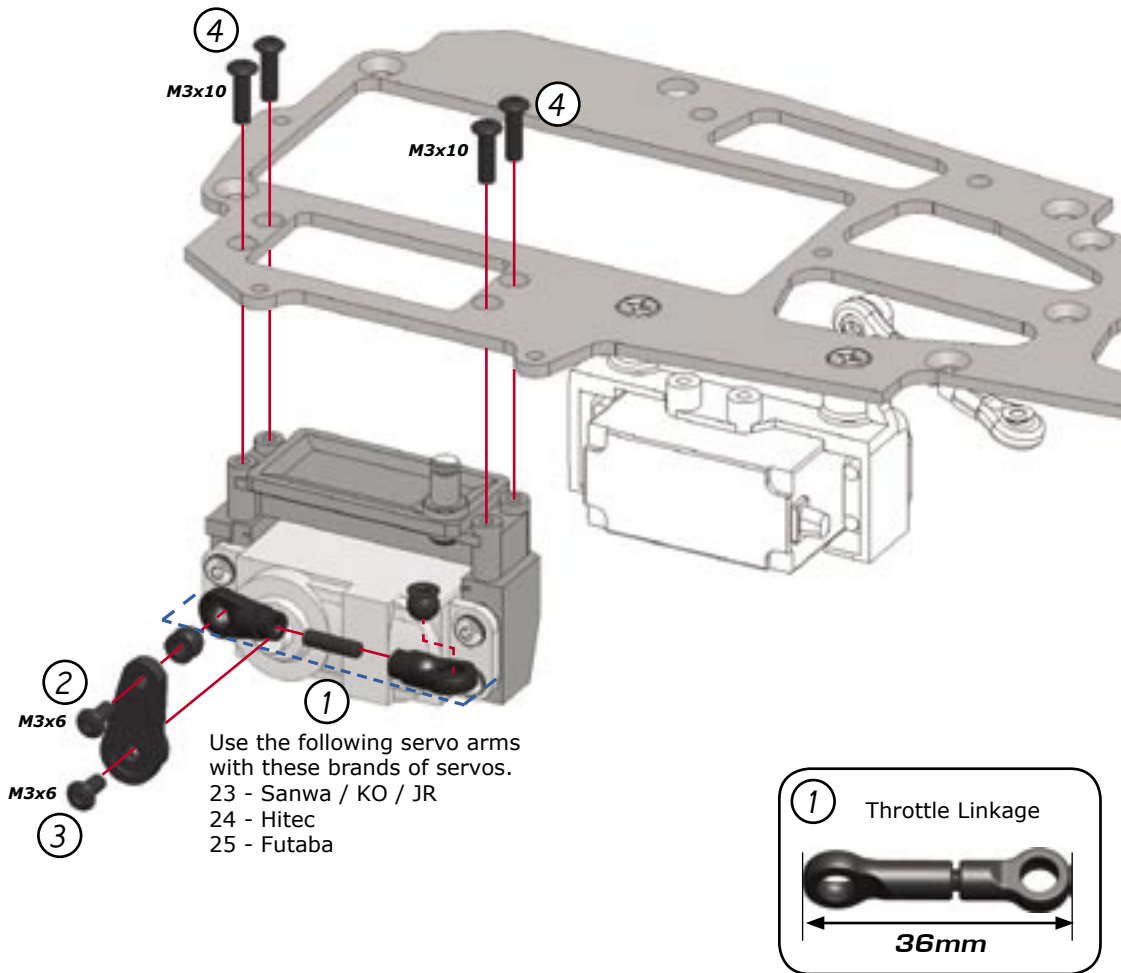
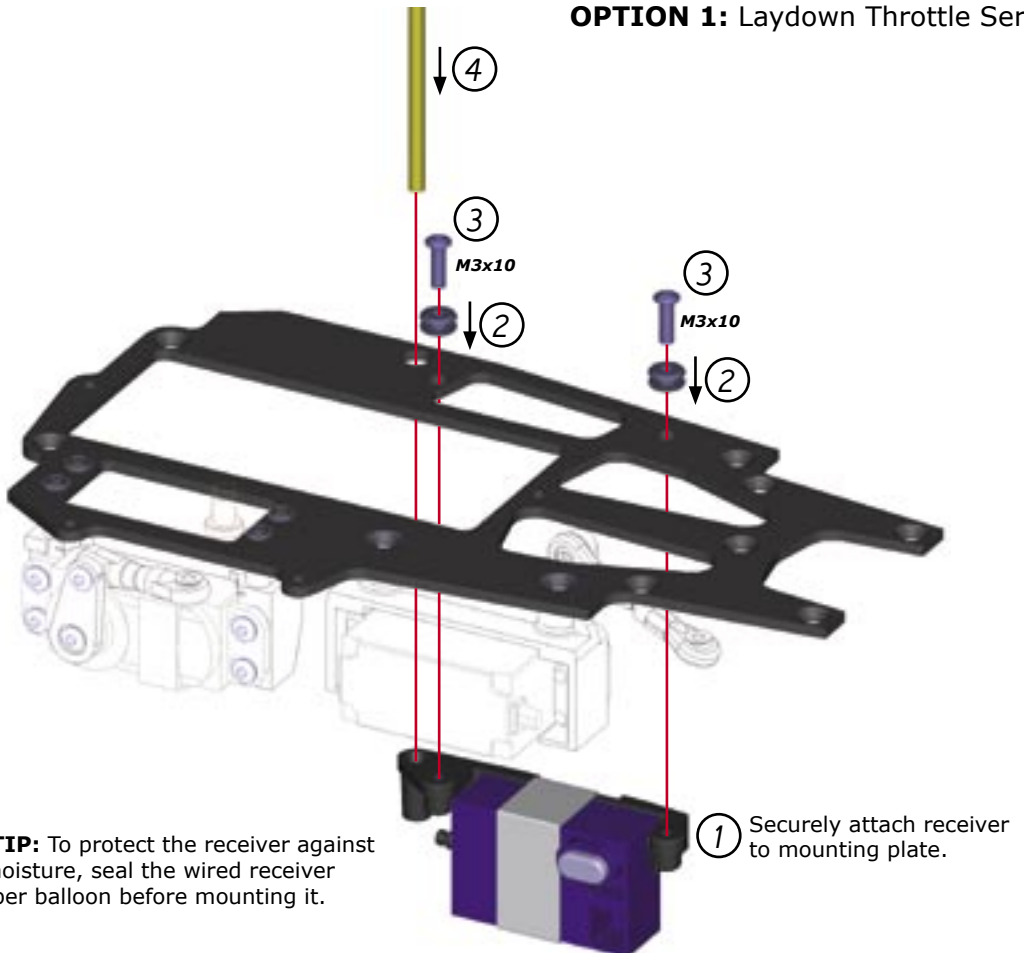
OPTION 1: Laydown Throttle Servo

THROTTLE SERVO
Servo output shaft must be towards REAR of the car.



Note the orientation of the servo mounting screw blocks. Reverse the default orientation to mount a smaller servo.

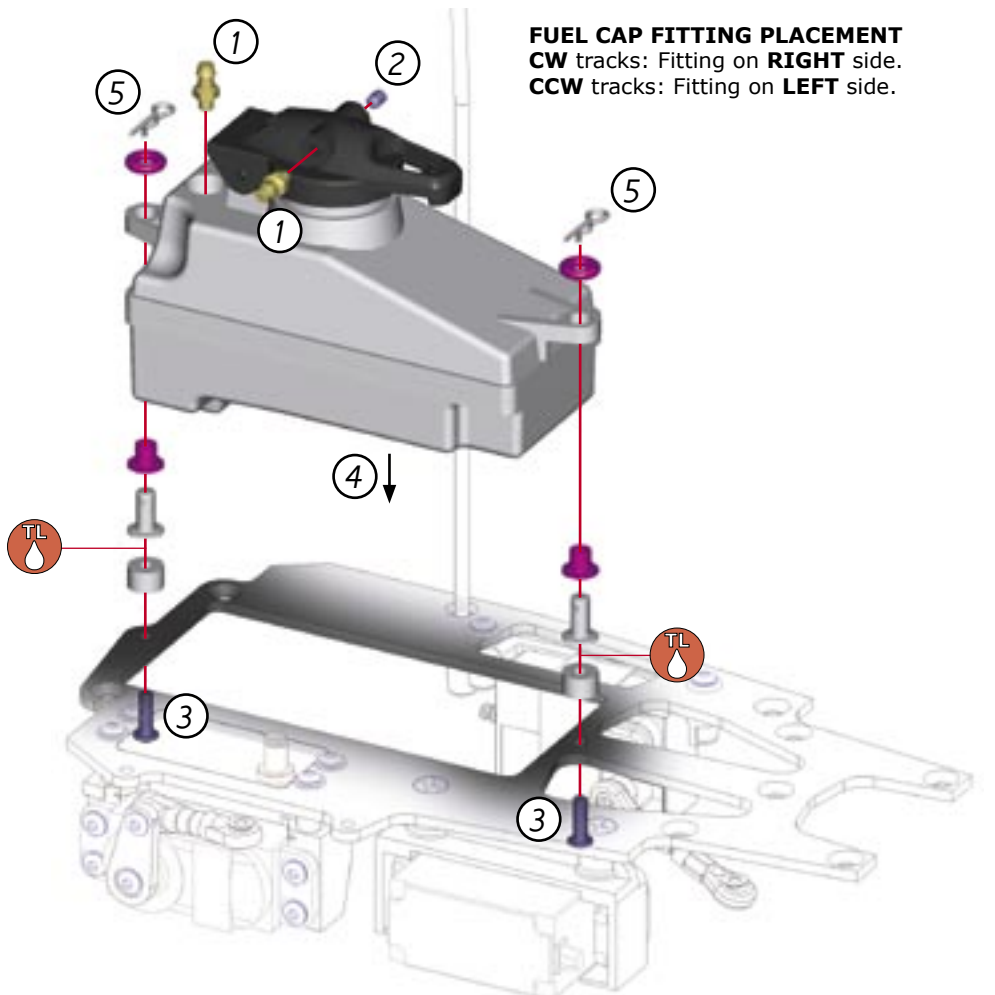
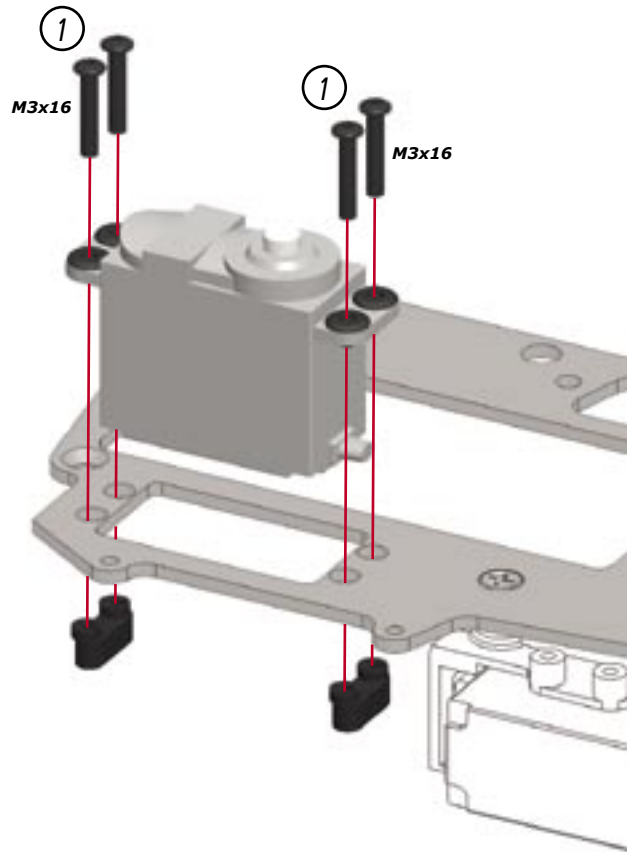
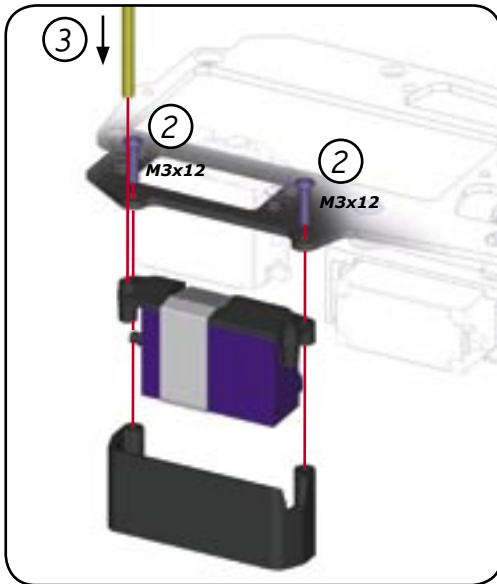


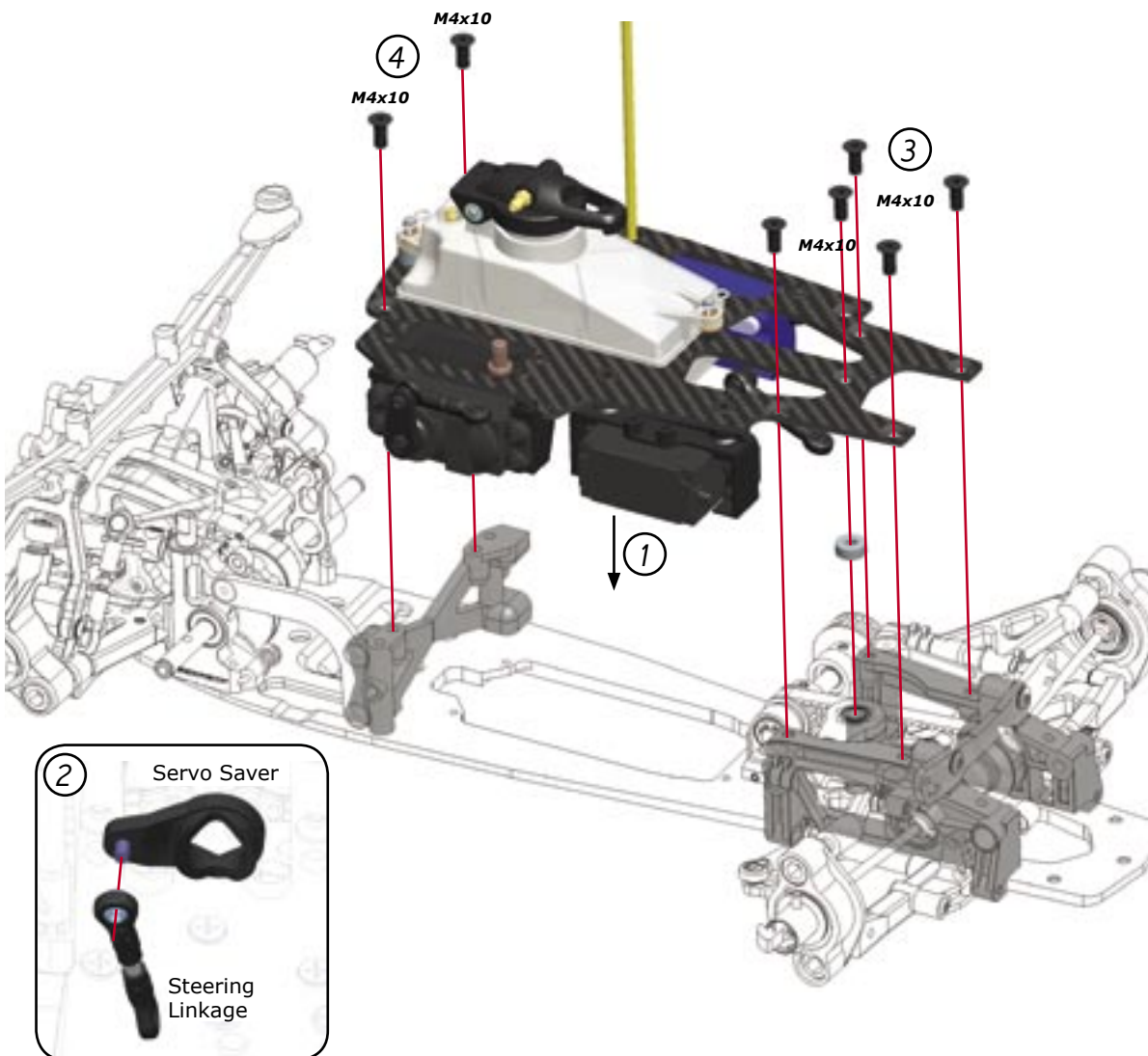
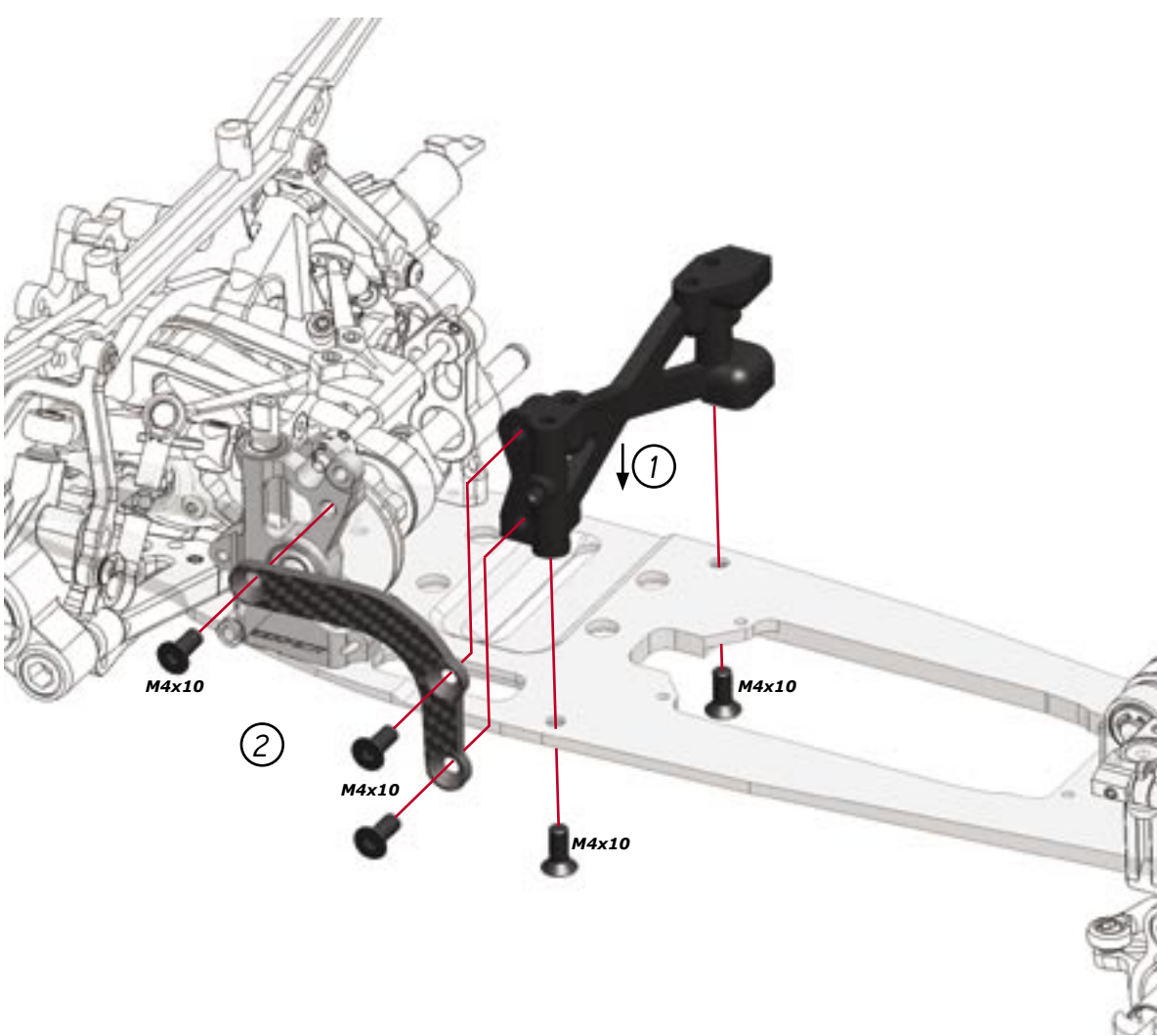
OPTION 1: Laydown Throttle Servo**OPTION 1: Laydown Throttle Servo**

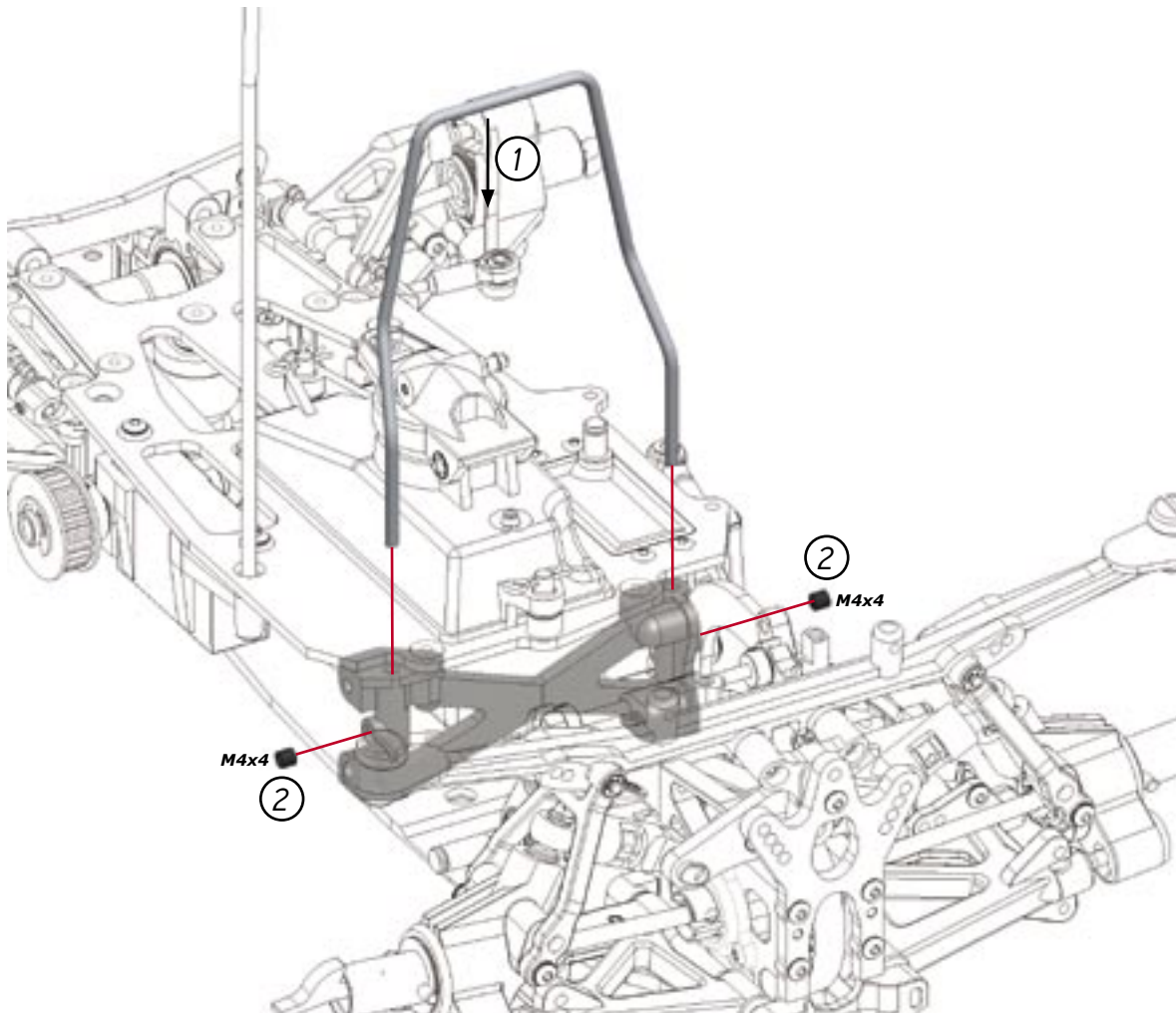
RACING TIP: To protect the receiver against fuel and moisture, seal the wired receiver into a rubber balloon before mounting it.

Securely attach receiver to mounting plate.

RACING TIP: To protect the receiver against fuel and moisture, seal the wired receiver into a rubber balloon before mounting it.







①
Unscrew the bottom half of
the pre-assembled shock
absorbers.



②

FILLING

Fill the shock body with the supplied
shock absorber oil.

BLEEDING

Let the oil settle and allow the air to
escape. Slowly move the piston up
and down to release any trapped air
bubbles. Repeat as necessary until no
bubbles appear.





With the shock body filled with oil, slowly screw the bottom half of the pre-assembled shock back onto the shock body.

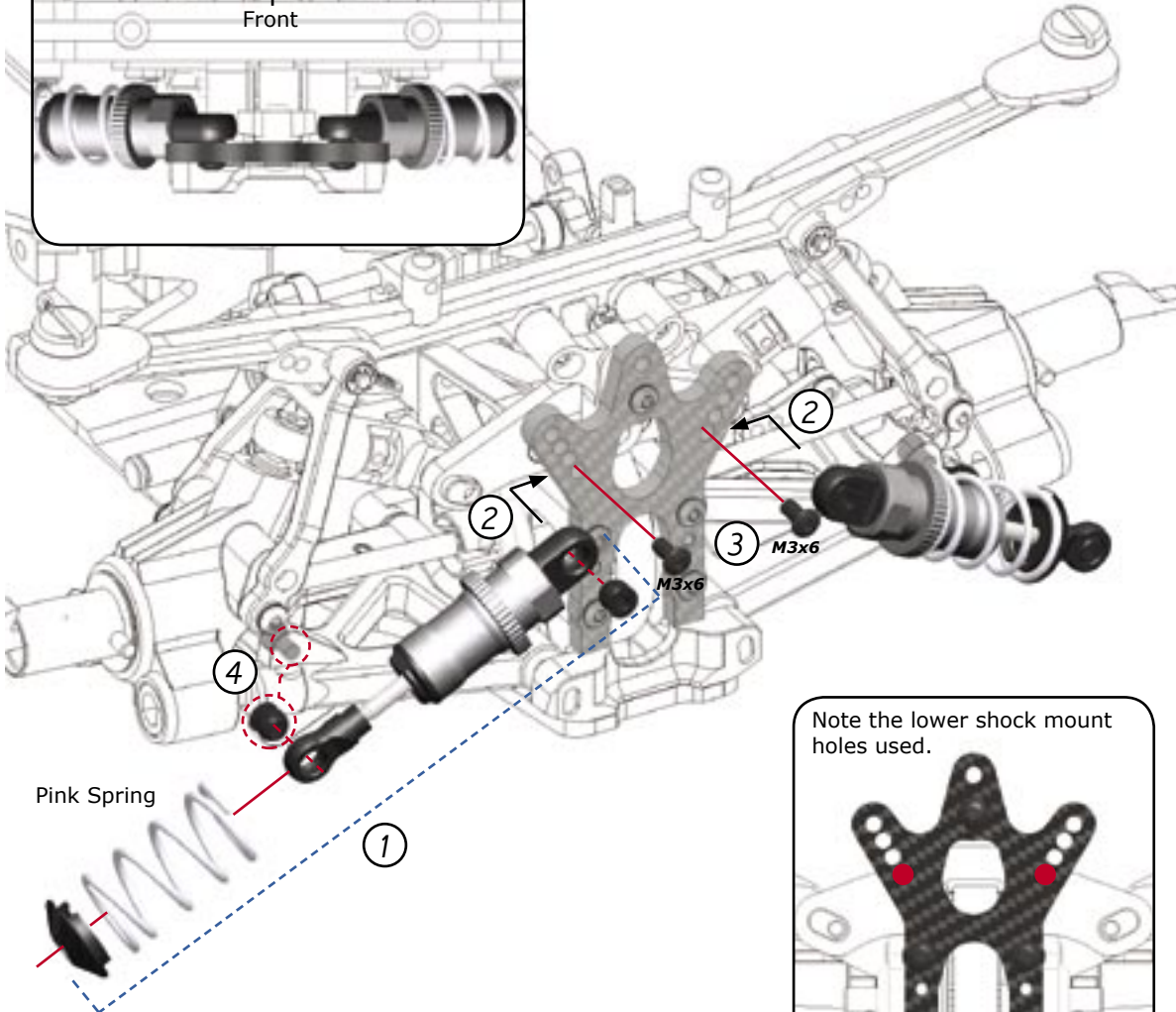
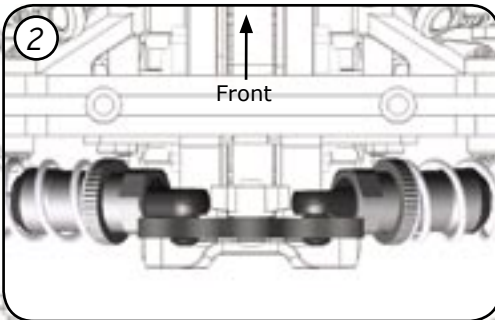

IMPORTANT! Do not cross thread!

Oil will overflow through the built-in bleed channel in the threads.

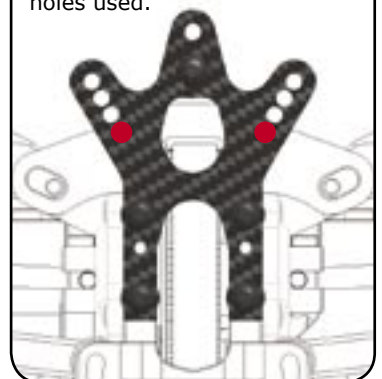


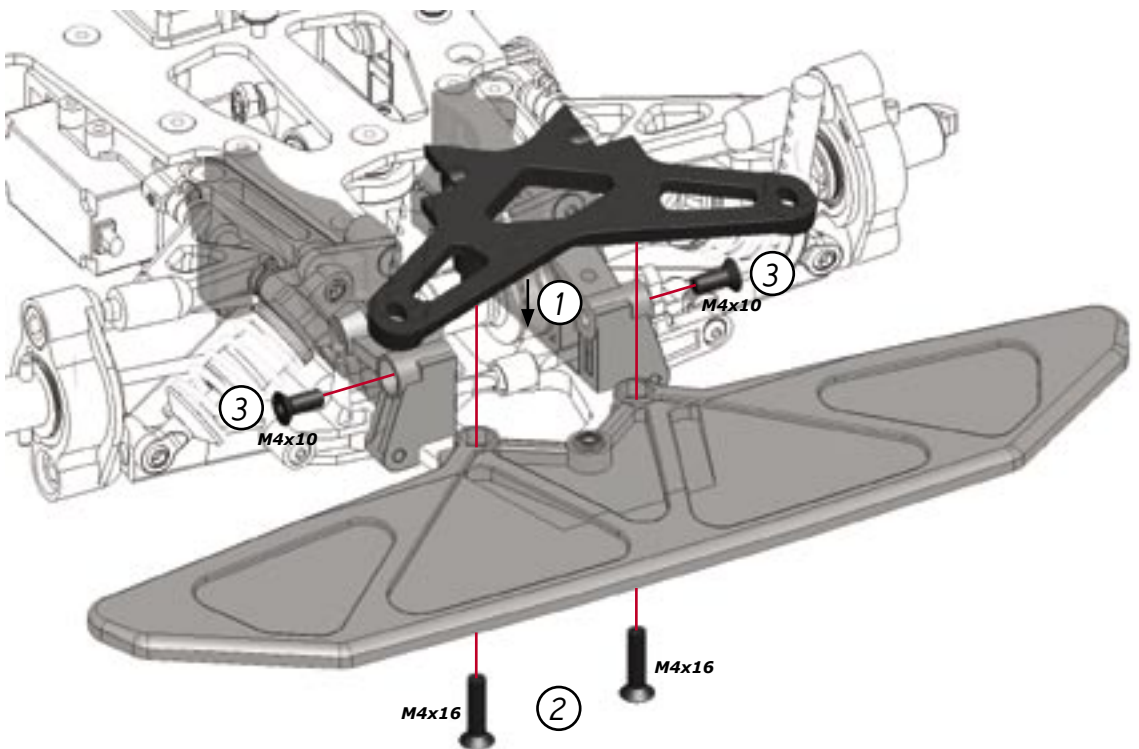
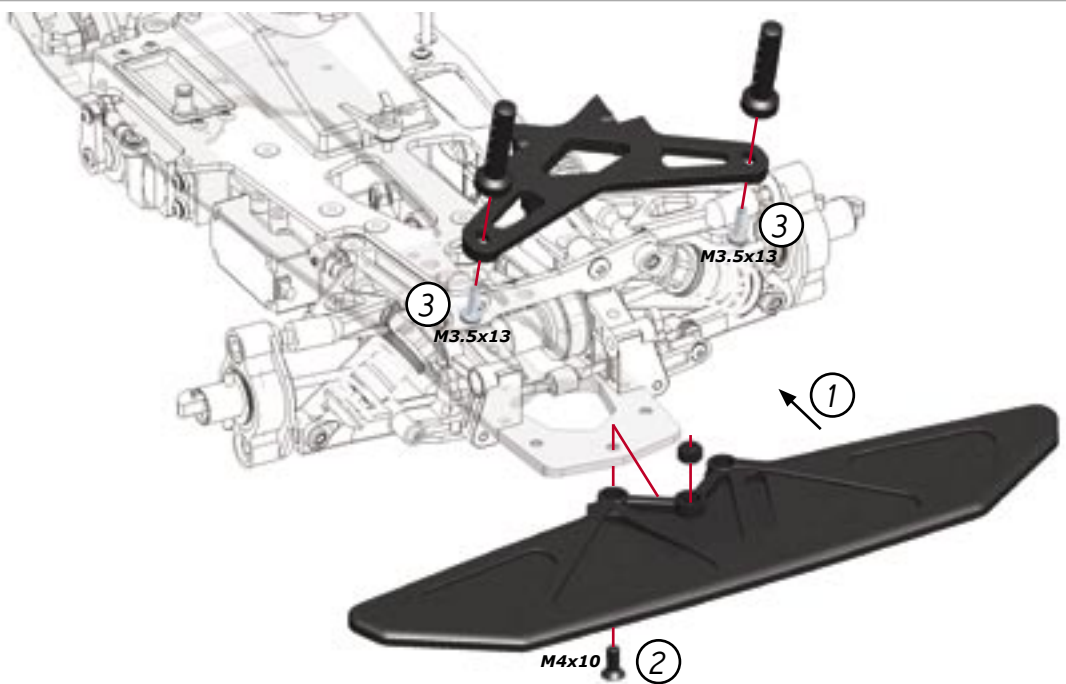
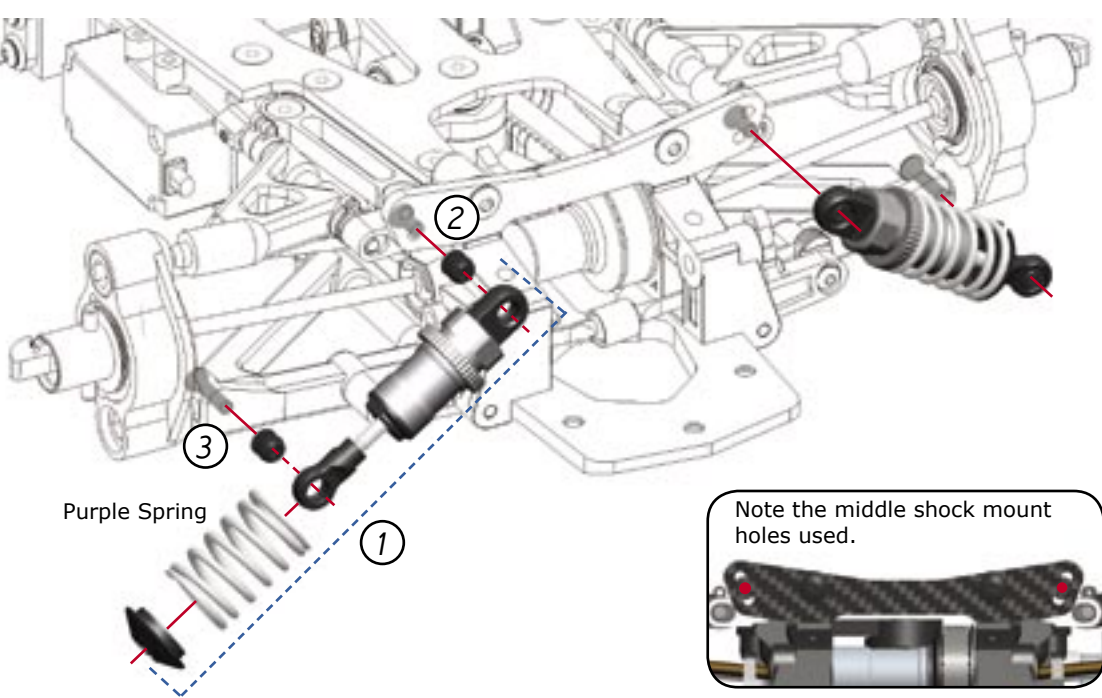
Front shock
68mm

Rear shock
73mm



Note the lower shock mount holes used.



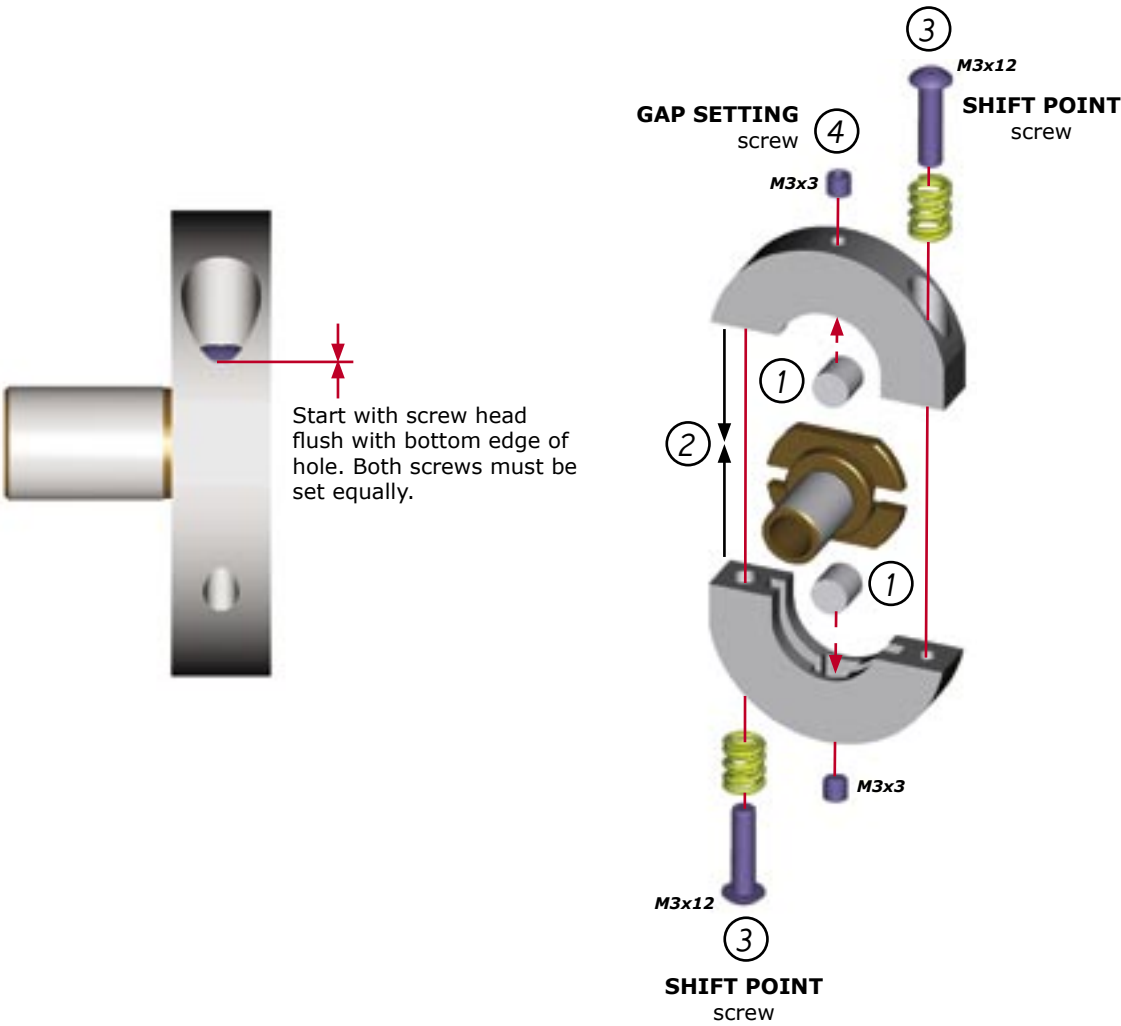


GEARBOX ASSEMBLY

D

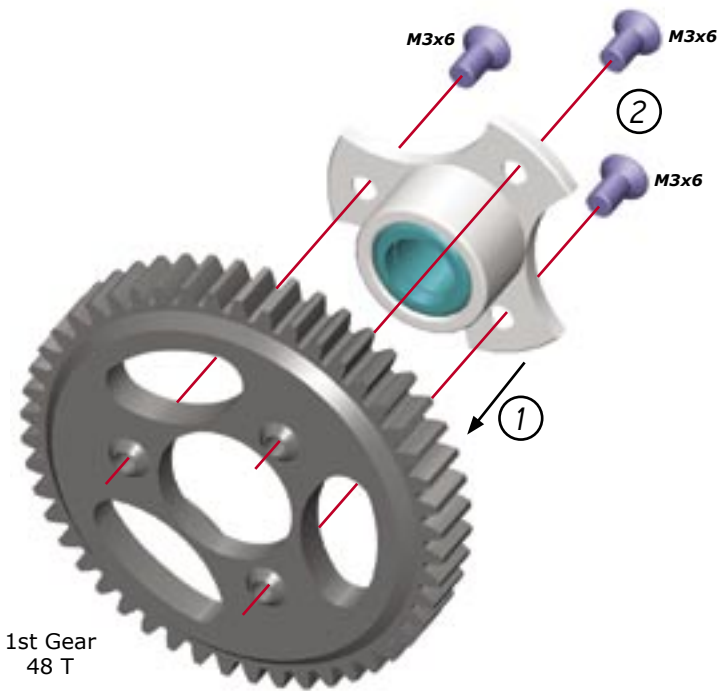
1

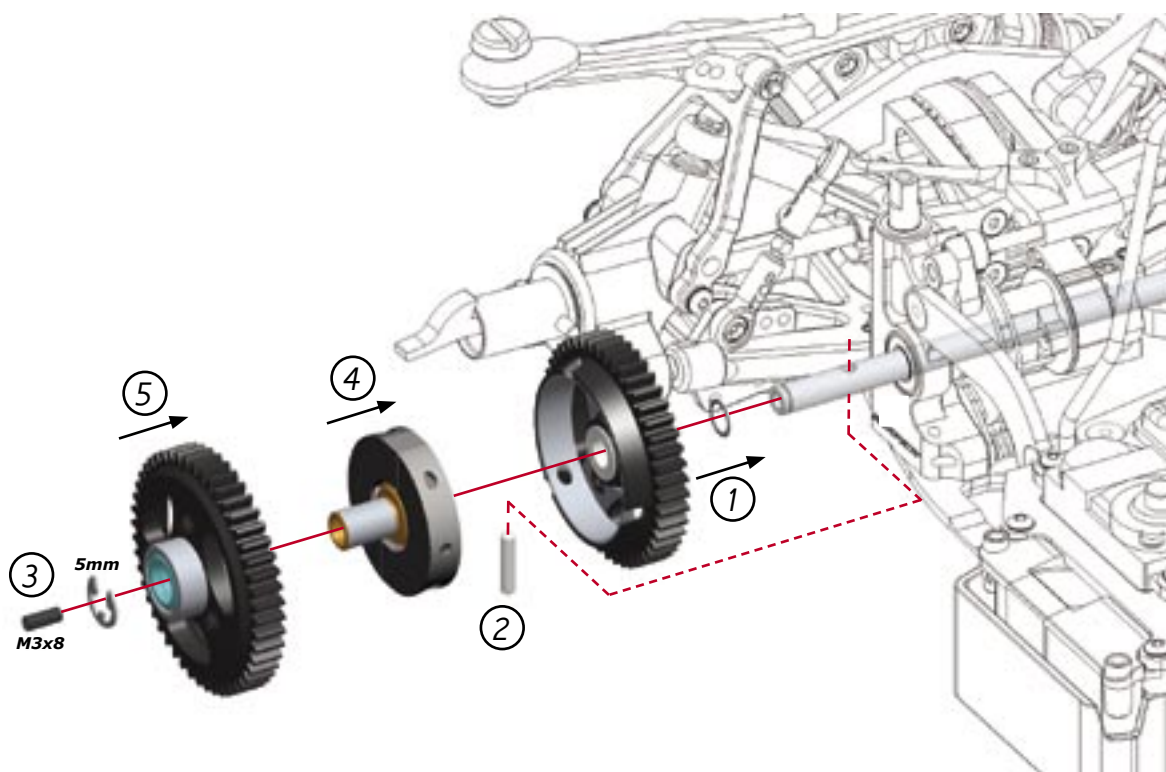
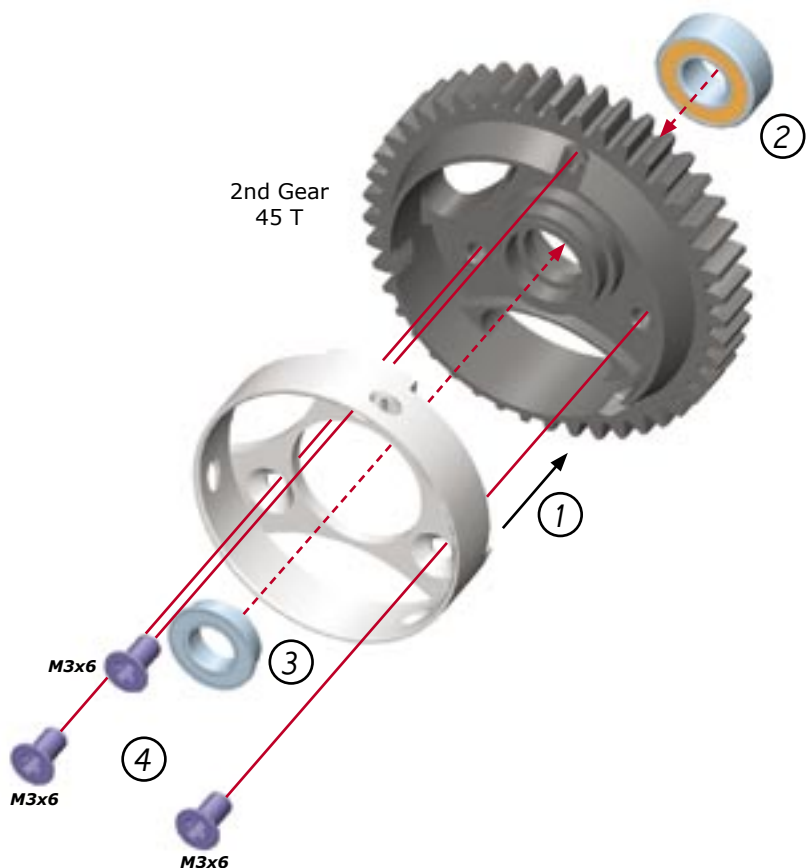
Bag
13



D

2





ADJUSTING THE 2-SPEED SHOE GAP

Loosed the two gap-setting set screws to allow the shoes to rest on the drive adaptor.

Install the 2-speed shoes in the 2nd gear drum, but do NOT install the 1st gear.

There should be equal but minimal spacing between the 2-speed shoes and the 2nd gear drum. Tighten BOTH gap setting set screws until the shoes touch the inside surface of the aluminum 2nd gear drum, then loosen BOTH set screws by 1/2 turn each. The 2nd gear should spin freely.

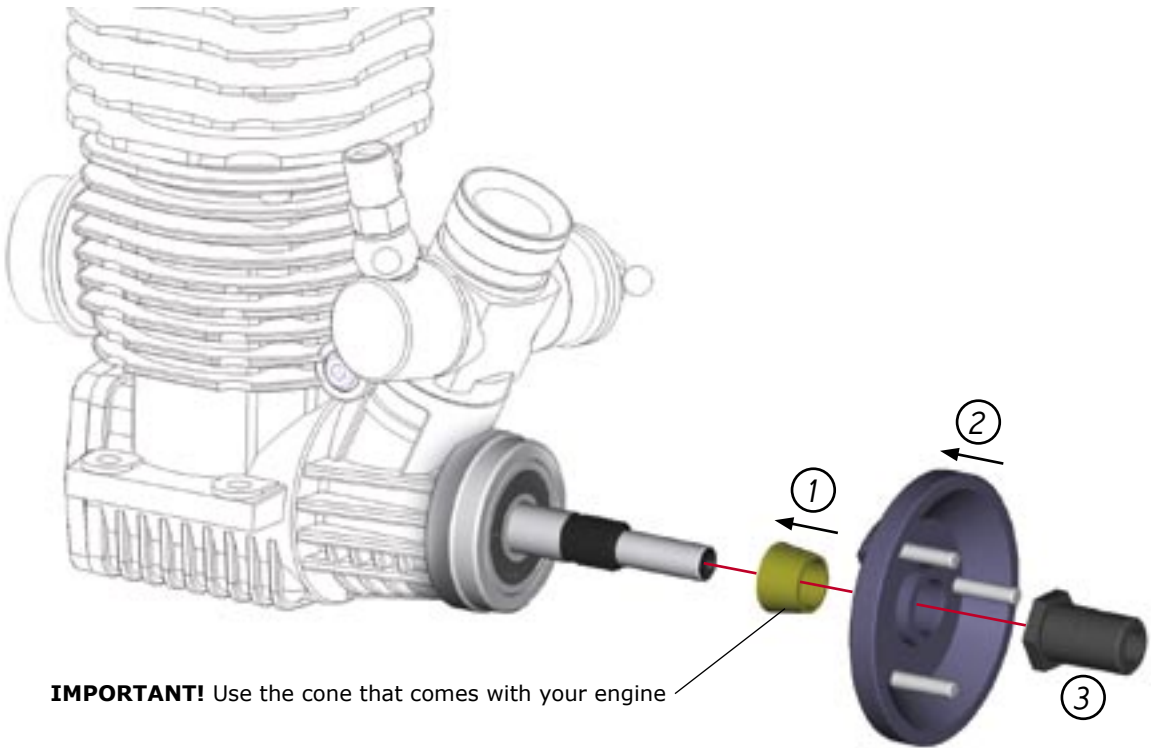
Install the first gear.

CENTAX ASSEMBLY

E

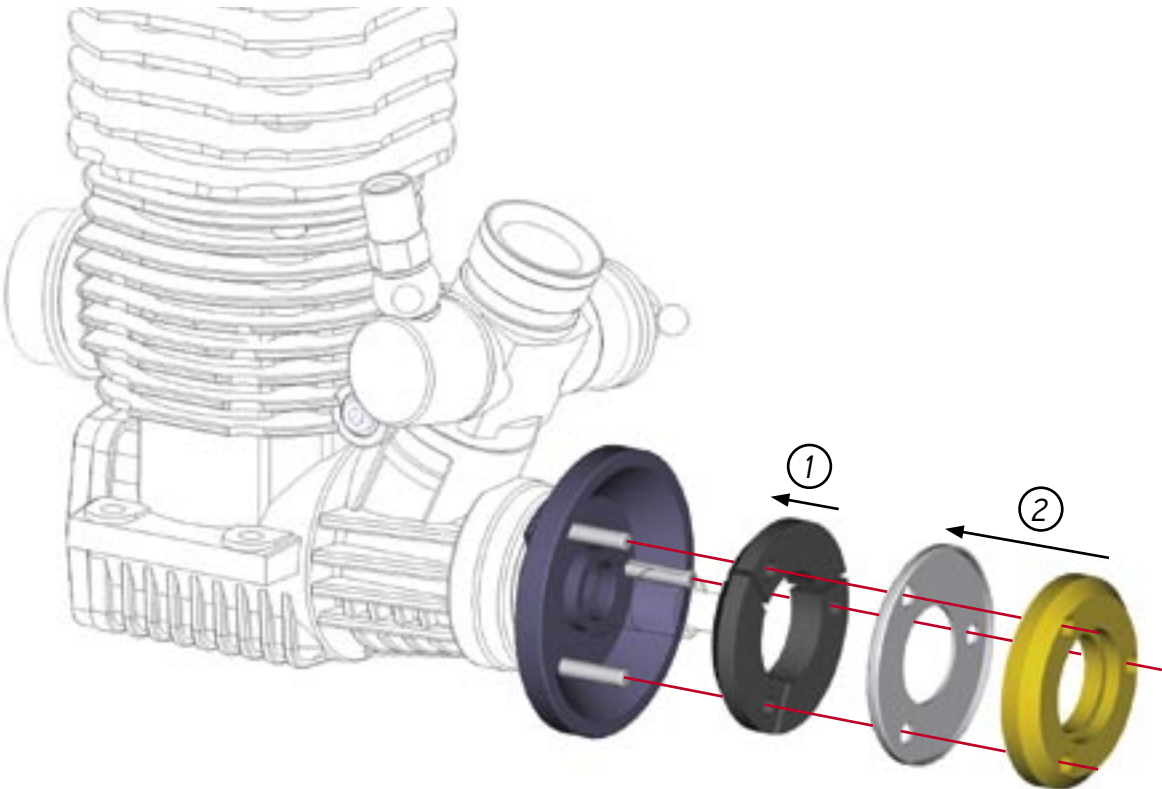
1

Bag
14



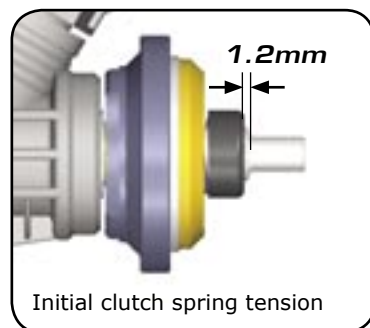
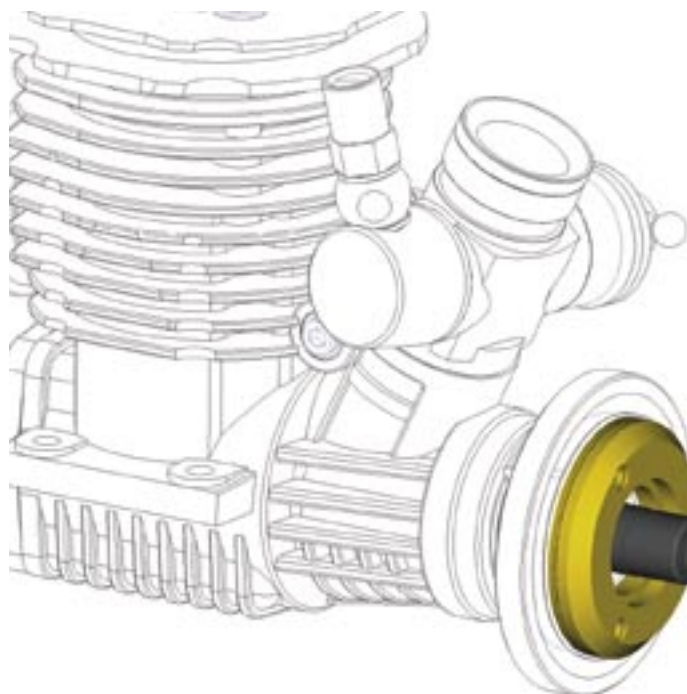
E

2



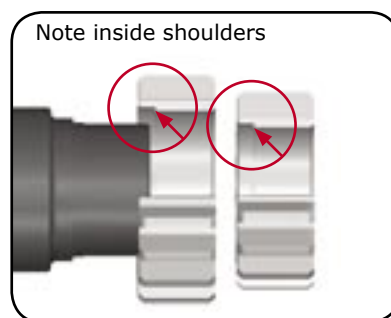
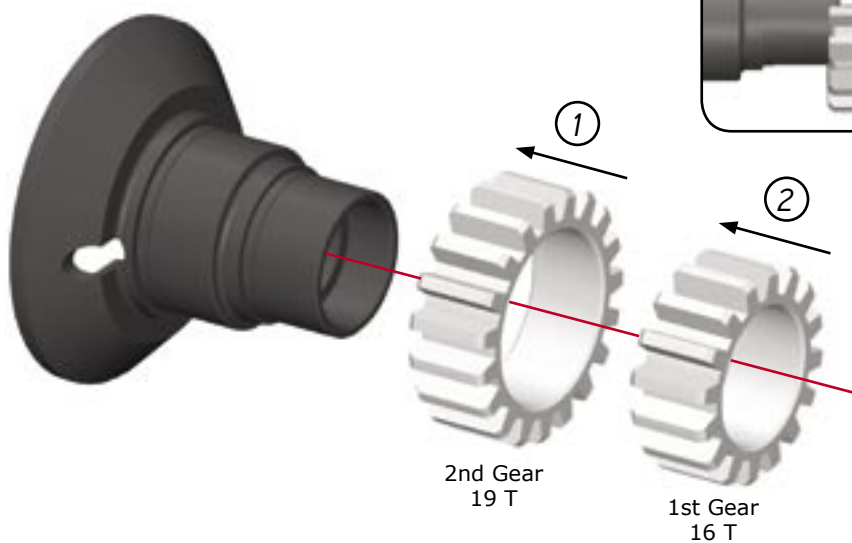
E

3



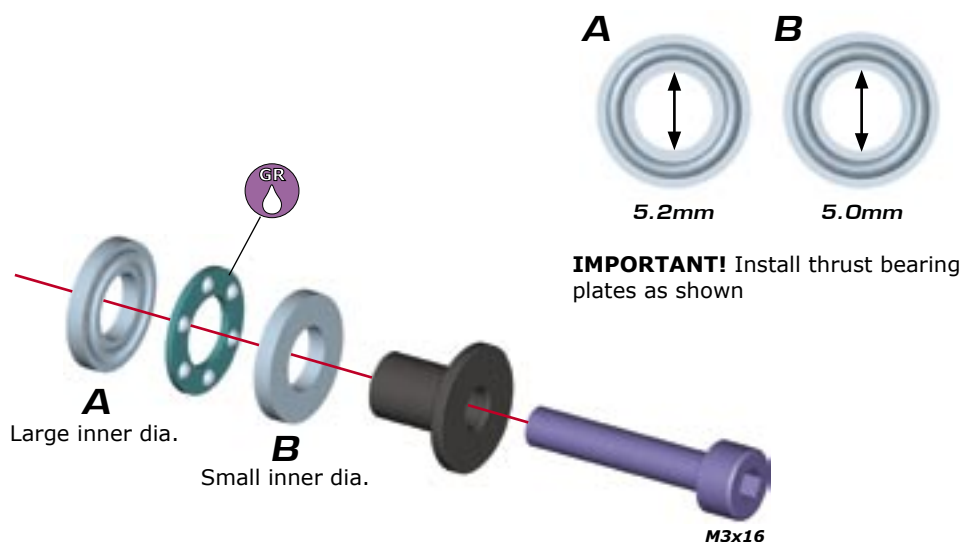
E

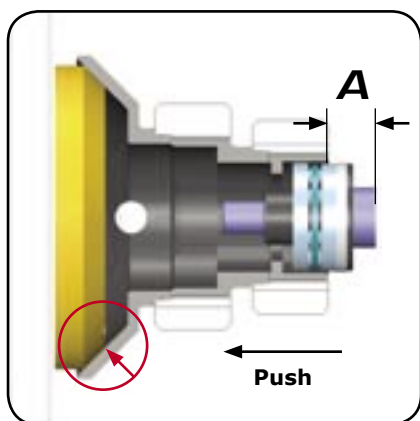
4



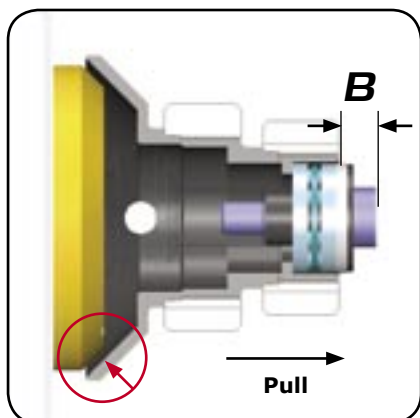
E

5



ADJUSTING THE CLUTCH GAP

- 1** Install only the clutchbell and the thrustbearing assembly on the engine crankshaft. Push the clutchbell onto the clutch shoe, and then measure the distance A as indicated.

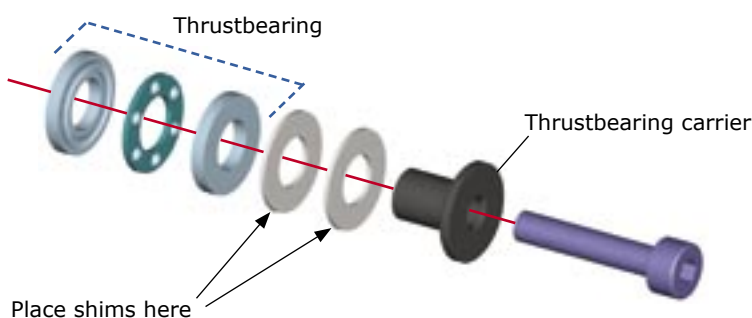
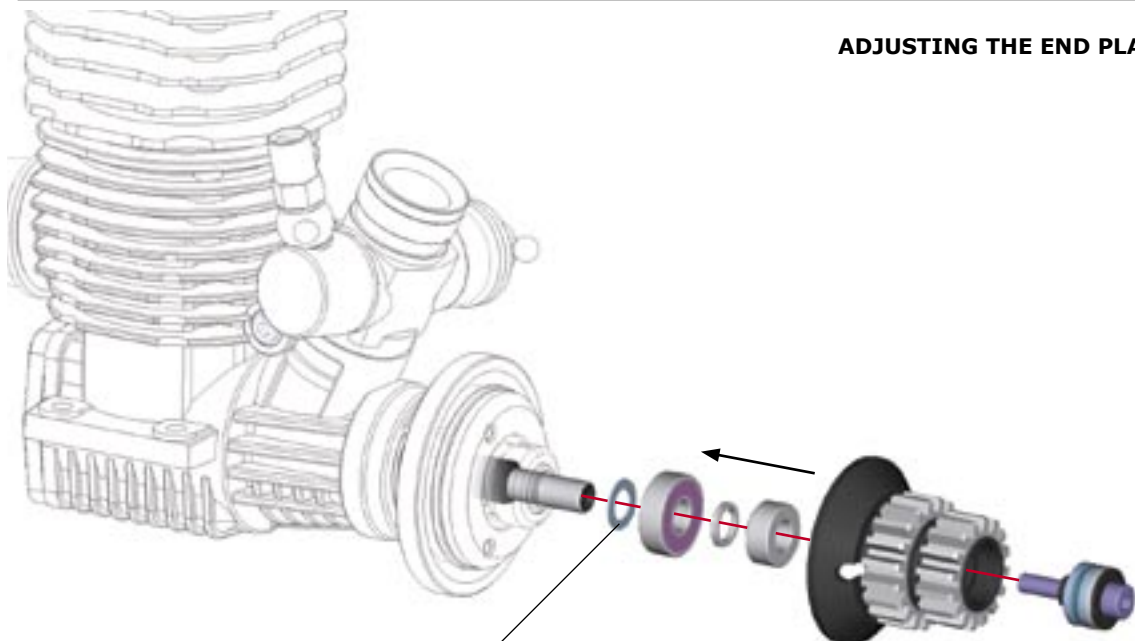


- 2** Pull the clutchbell away from the clutch shoe, and then measure the distance B as indicated.
- 3** The clutch gap is $A - B$; the correct gap is 0.7mm. If the clutch gap is greater than 0.7mm, you can easily calculate the thickness of shims required to set the correct gap:

Thickness of shims required (in mm) = $A - B - 0.7$

For example, using the values $A=1.3\text{mm}$, $B=0.3\text{mm}$
Shim thickness = $1.3 - 0.3 - 0.7 = 0.3\text{mm}$

- 4** Place shims between the outer thrustbearing plate and the rim of the thrustbearing carrier as shown.

**ADJUSTING THE END PLAY**

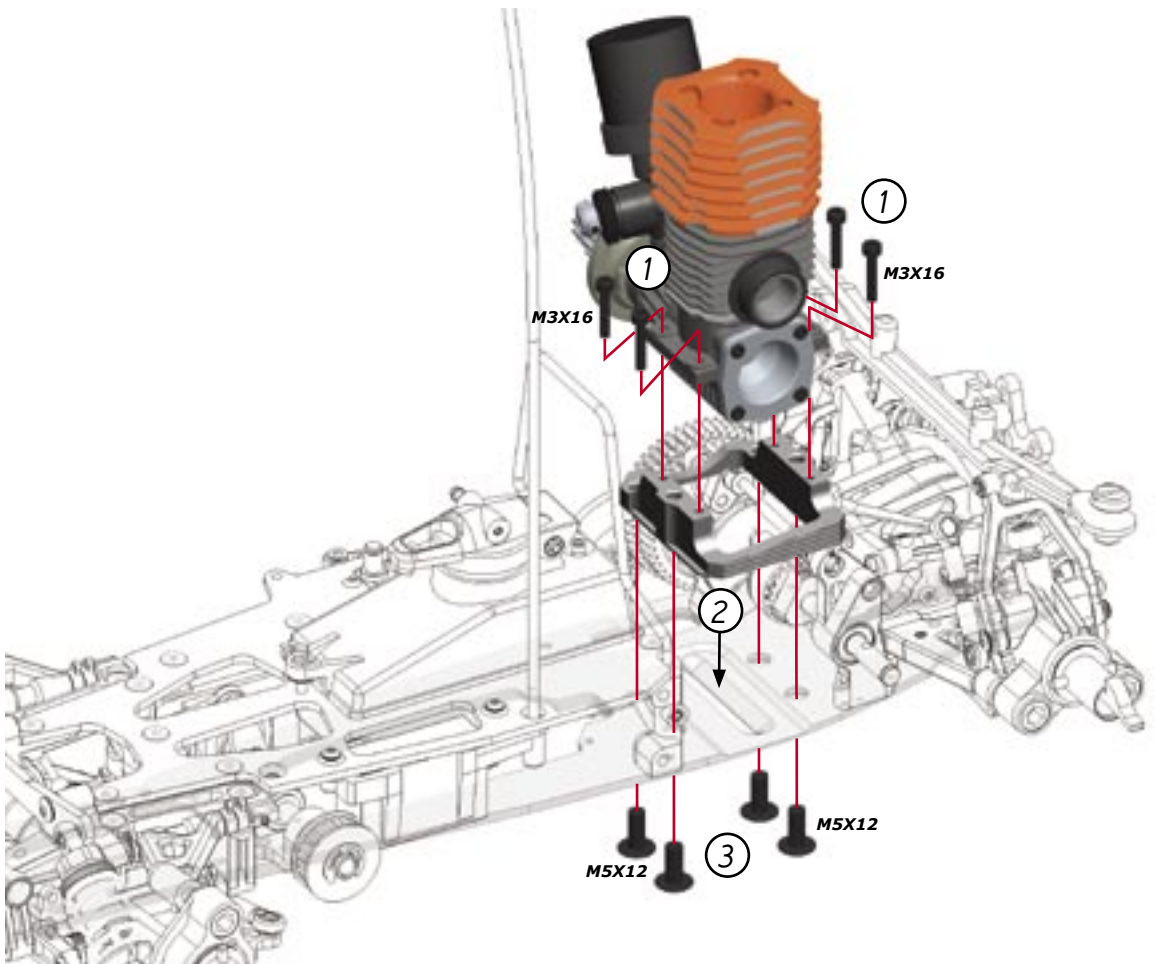
Place small shims to remove all but a small amount of end play

FINAL ASSEMBLY

F

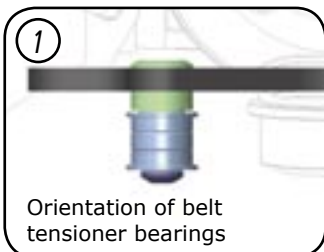
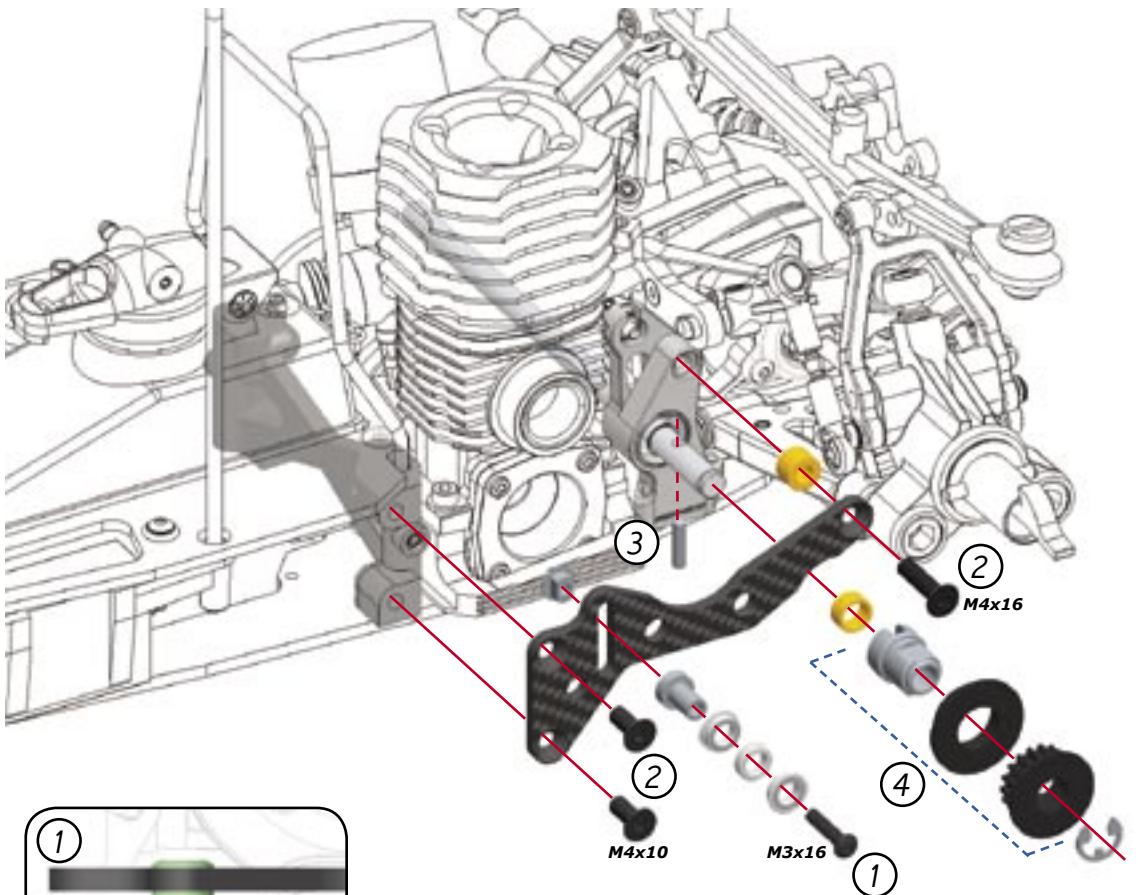
1

Bag
15

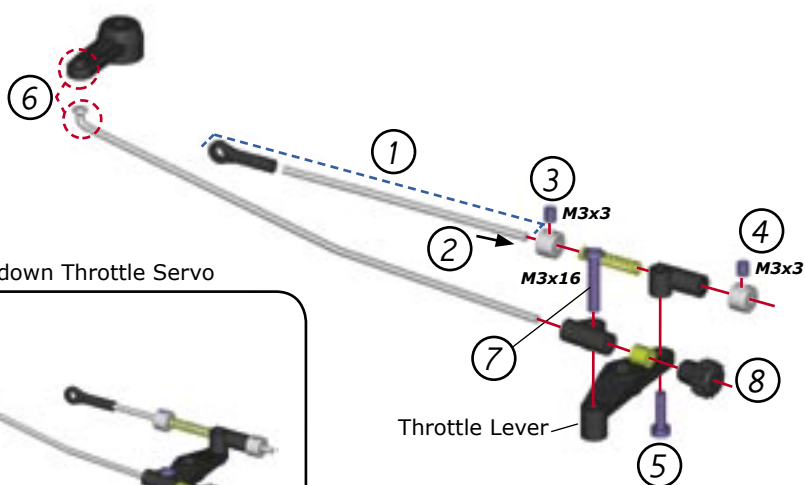


F

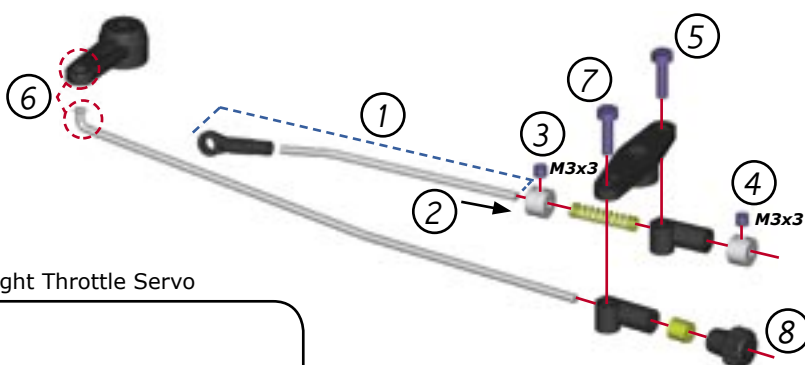
2



Orientation of belt
tensioner bearings



OPTION 1: Laydown Throttle Servo



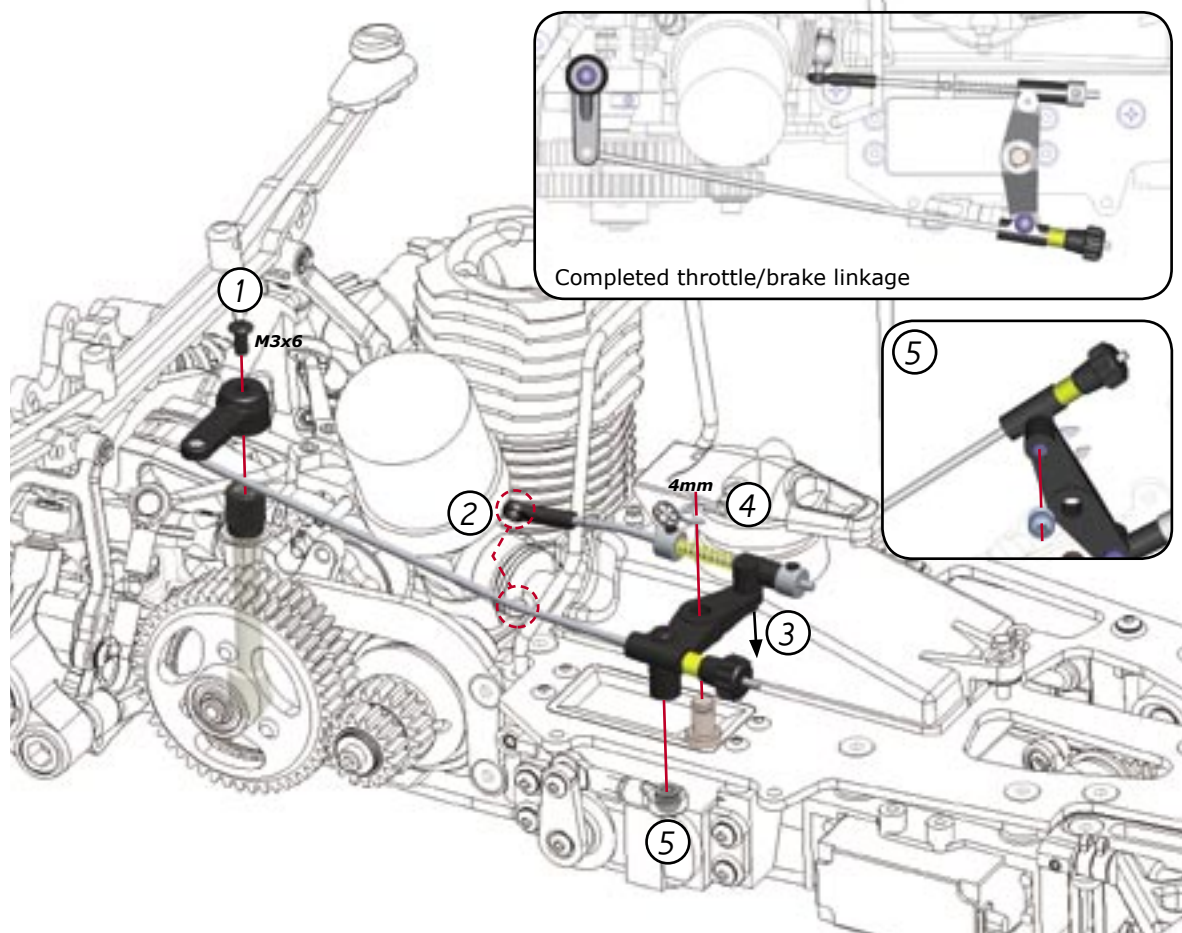
OPTION 2: Upright Throttle Servo

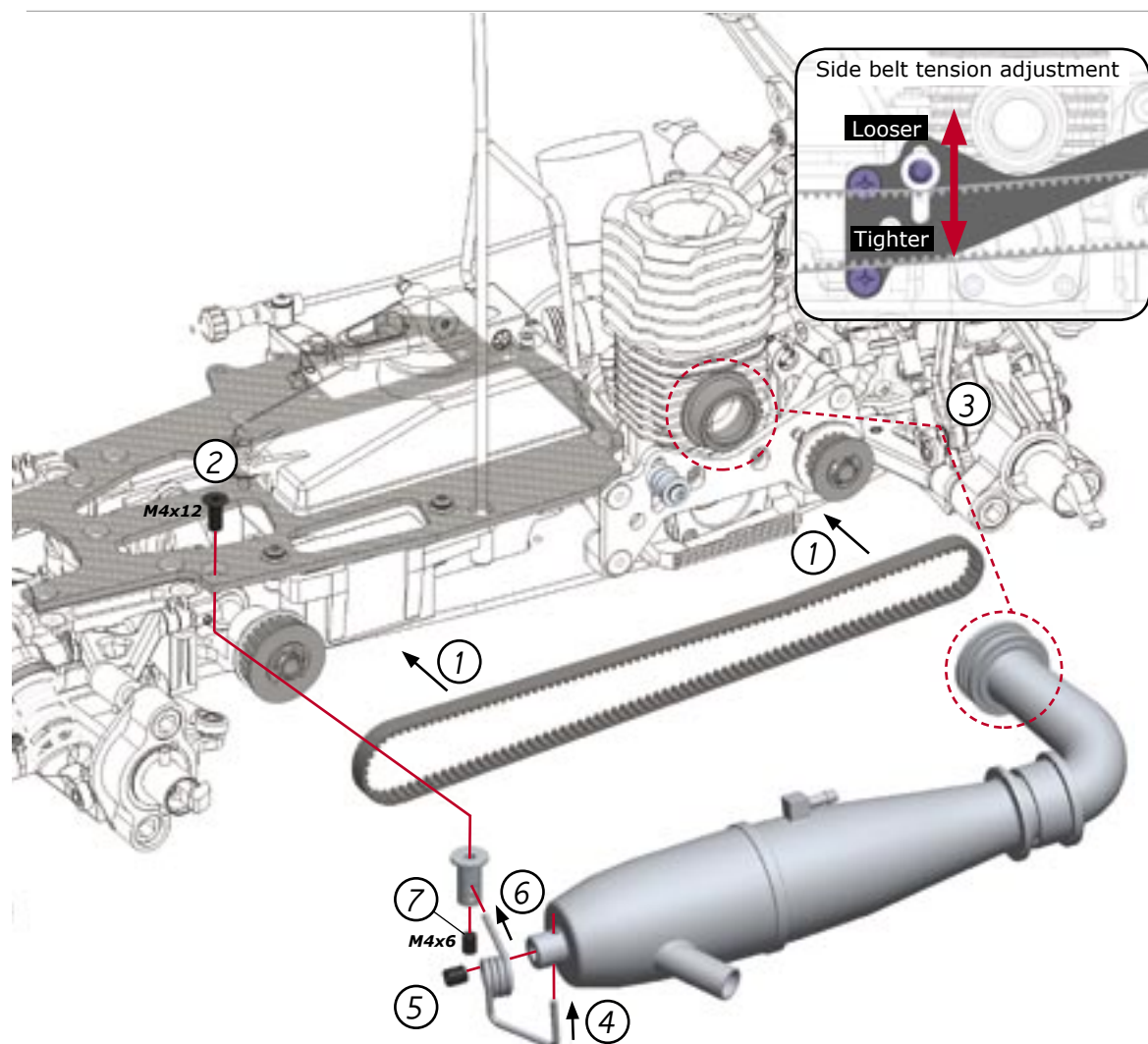
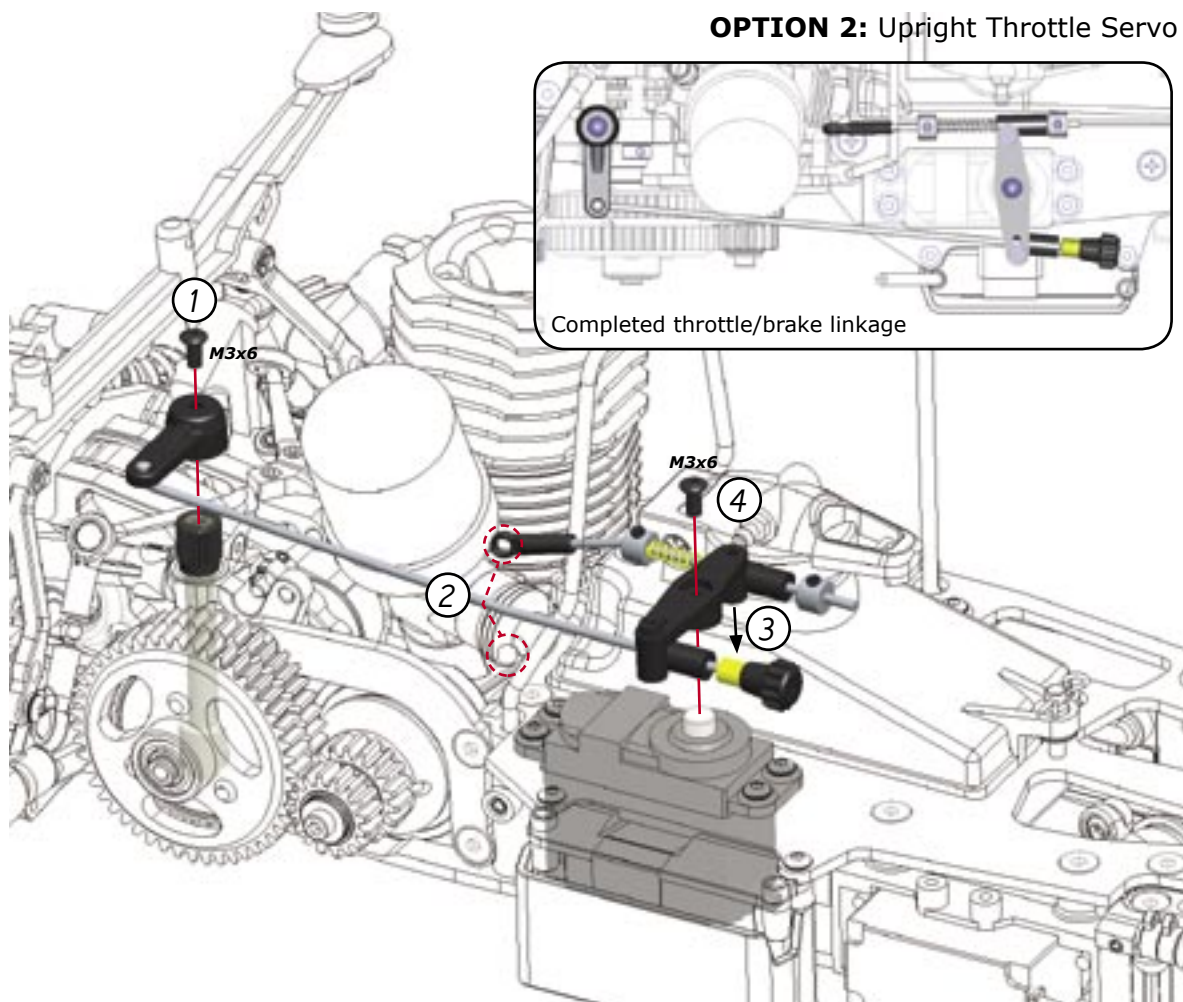


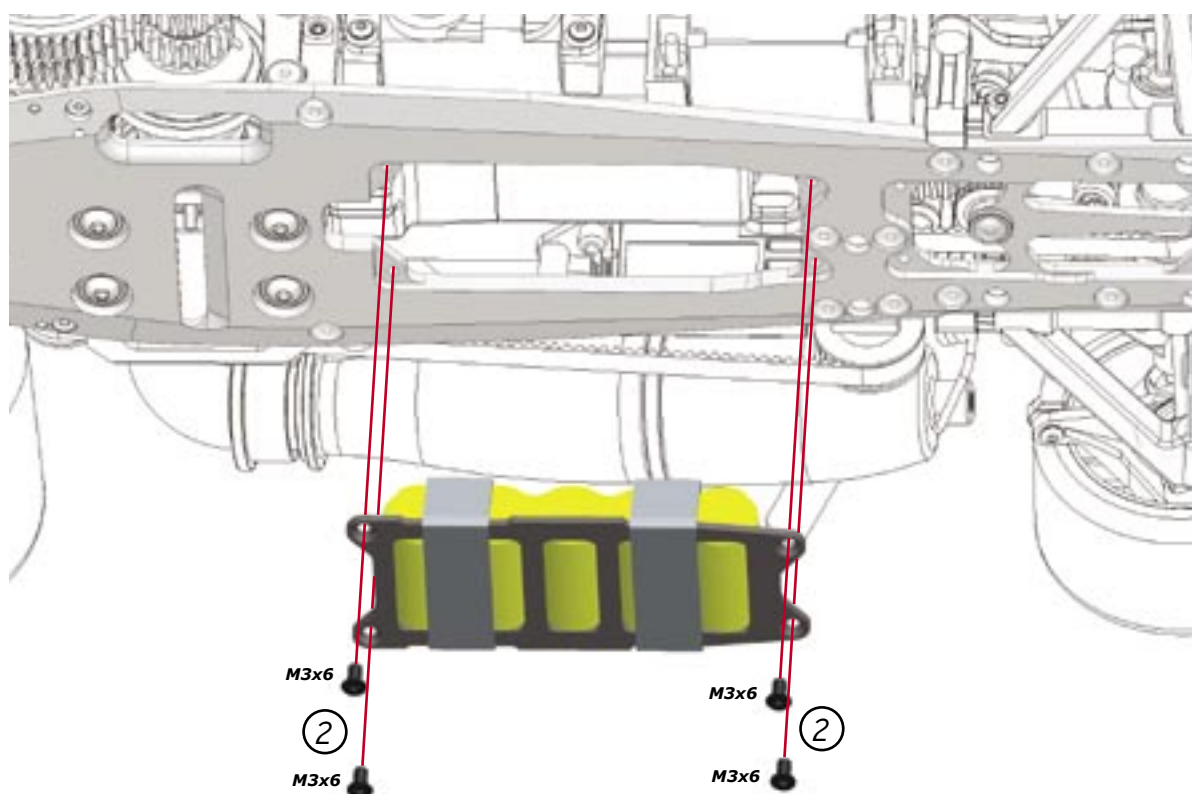
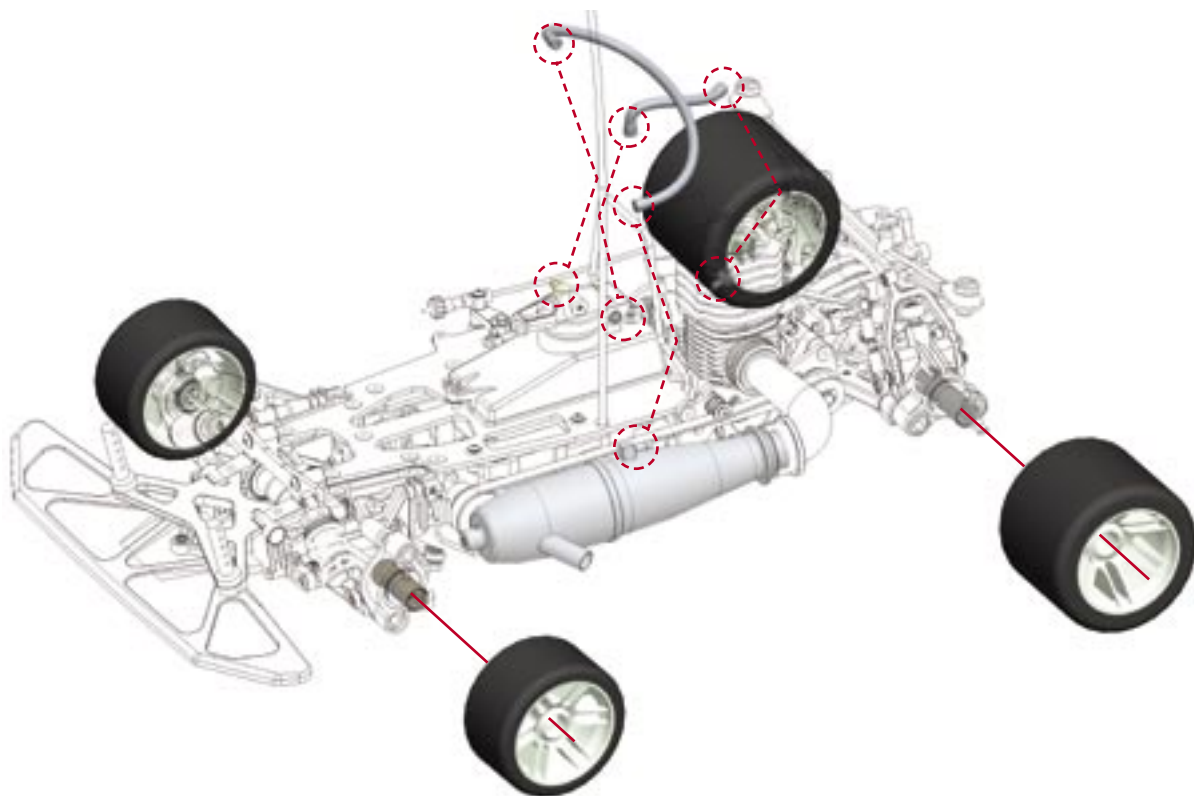
Use the following servo arms with these brands of servos.

23 - Sanwa / KO / JR
24 - Hitec
25 - Futaba


OPTION 1: Laydown Throttle Servo




OPTION 2: Upright Throttle Servo



- ① Securely attach battery pack to mounting plate.

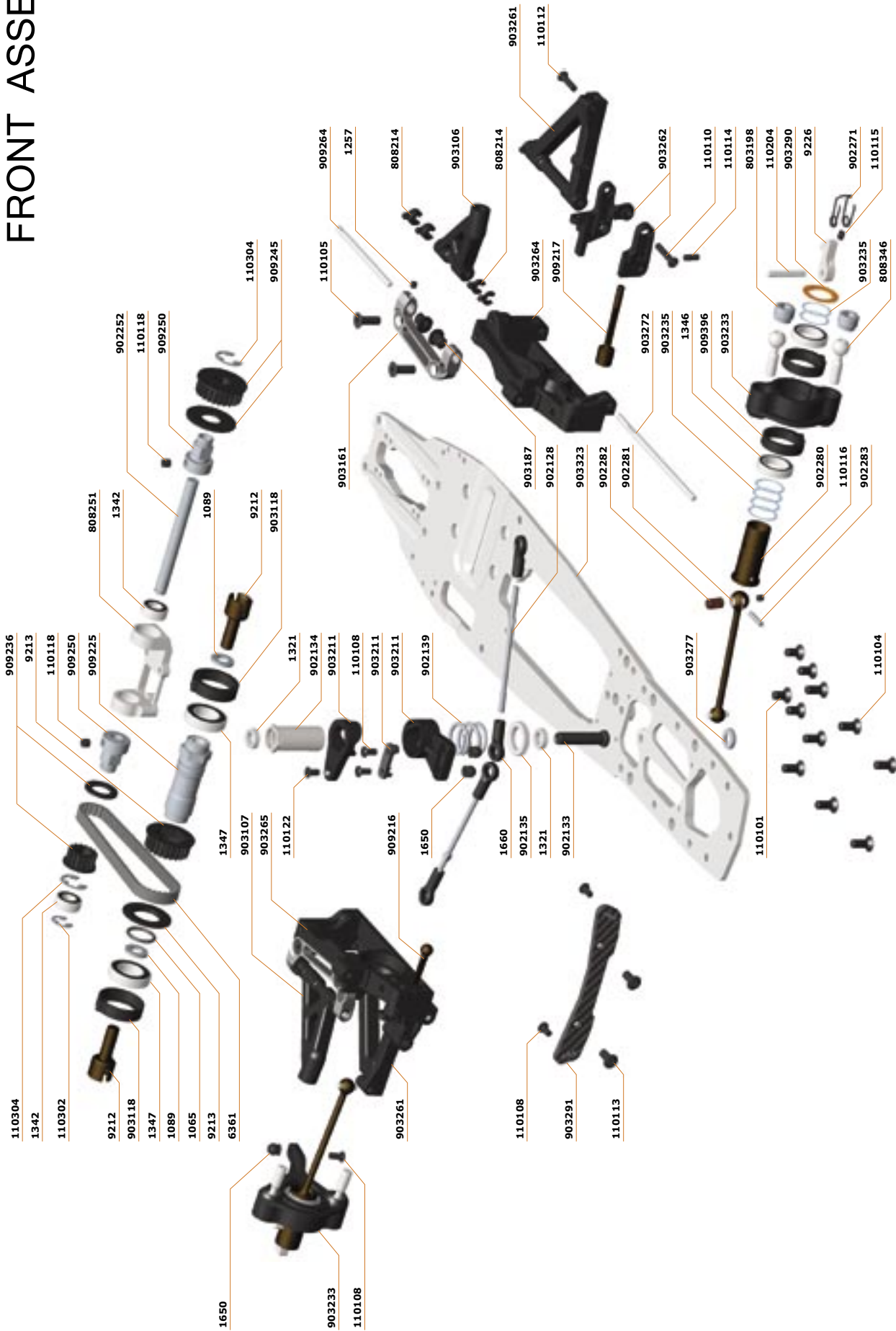




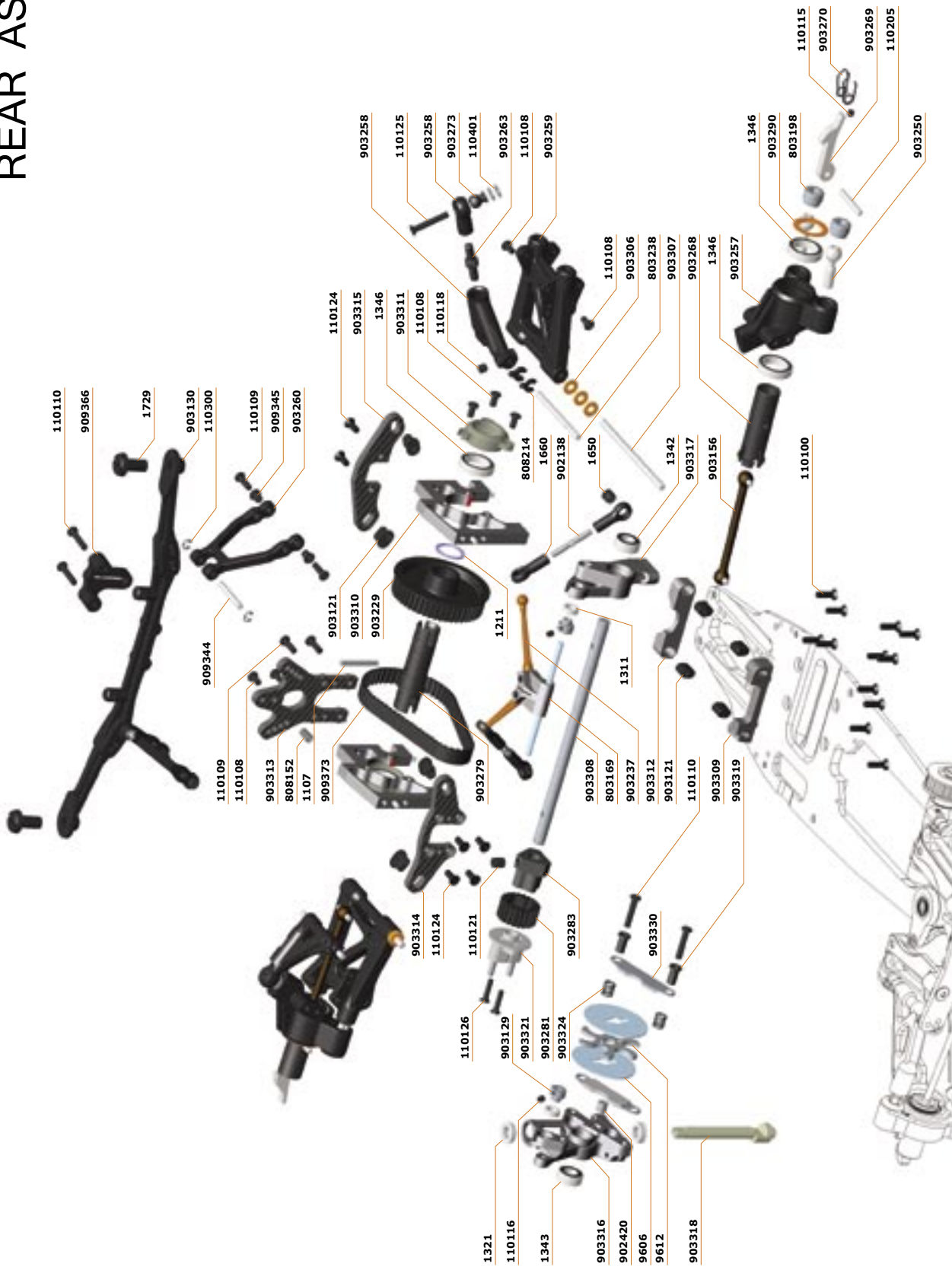
REFERENCE GUIDE

Three decorative wavy lines are positioned below the title. One line is orange and the other two are black. They overlap and flow horizontally across the page.

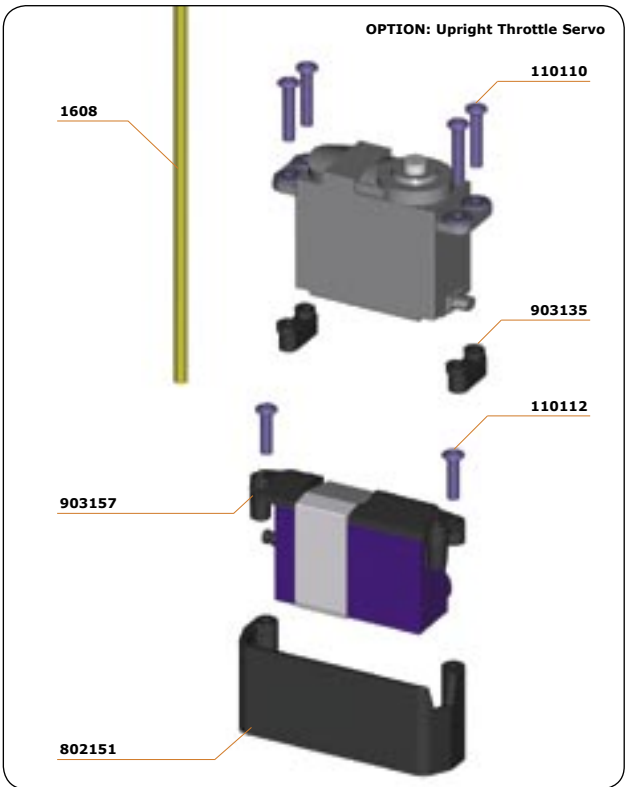
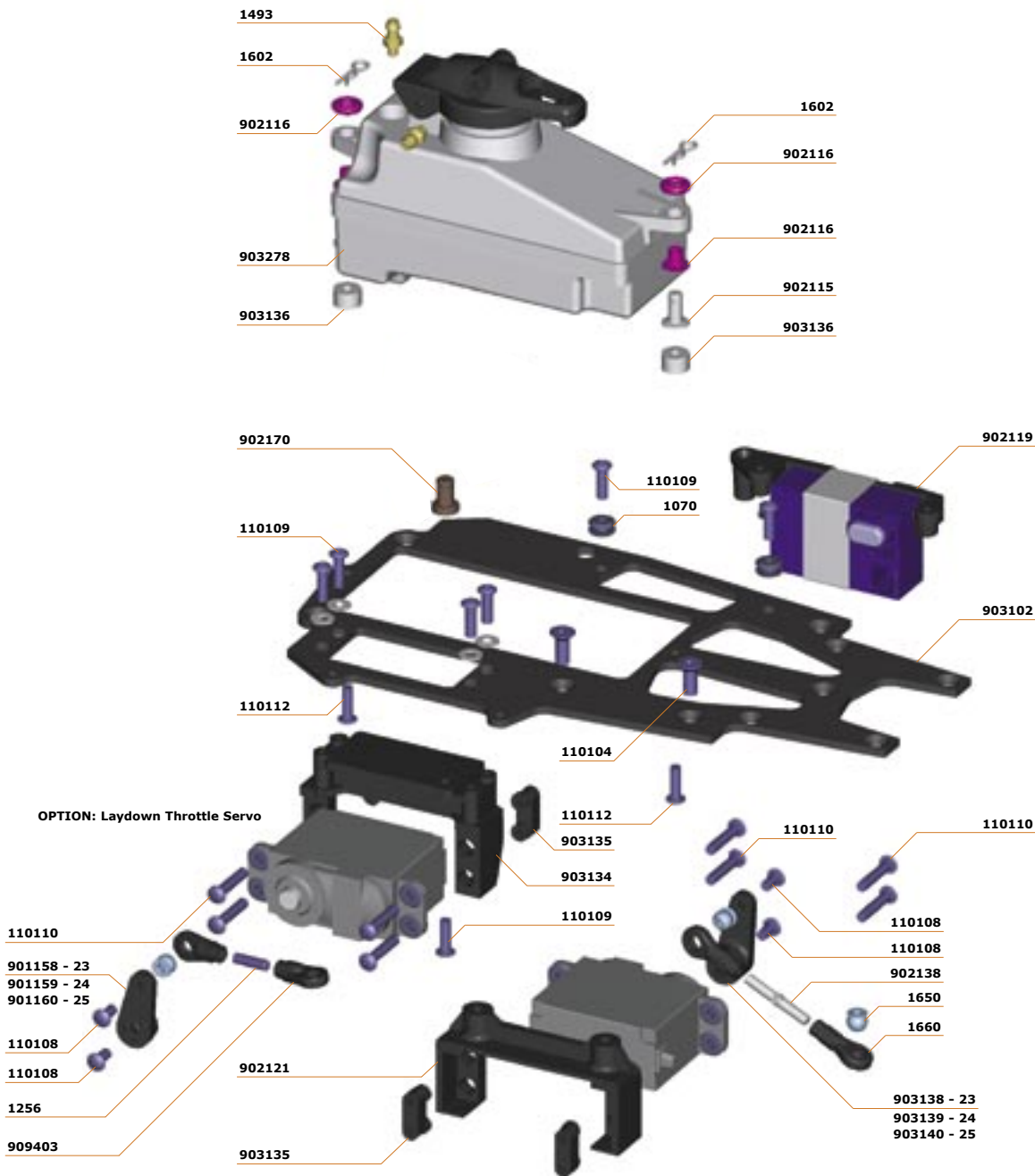
FRONT ASSEMBLY




REAR ASSEMBLY



RADIO PLATE ASSEMBLY



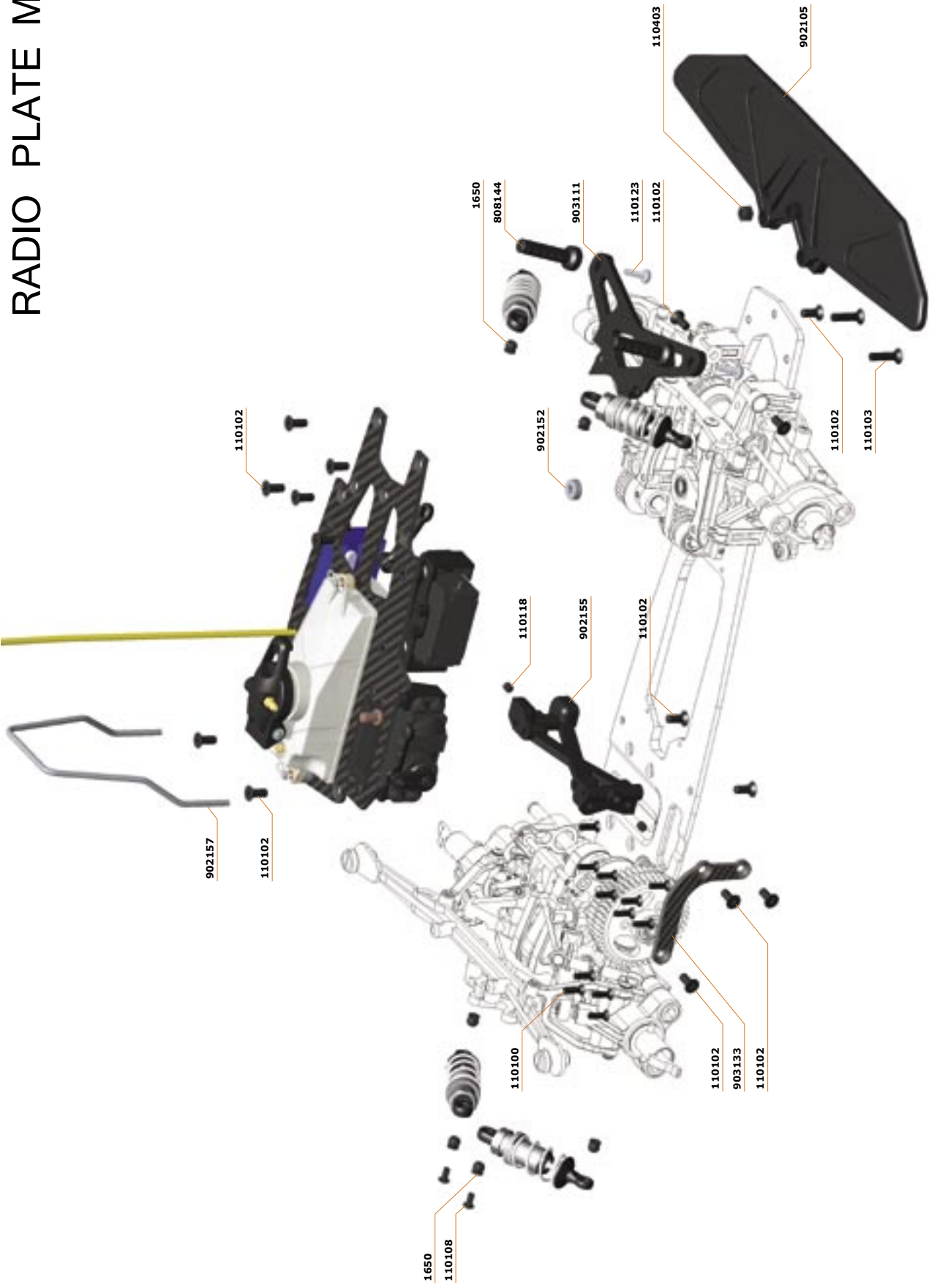
SHOCK ASSEMBLY



#903332 - Revision-set RCC shocks
#903334 - RCC Shock-set short 2009 (2)
#903335 - RCC Shock-set long 2009 (2)

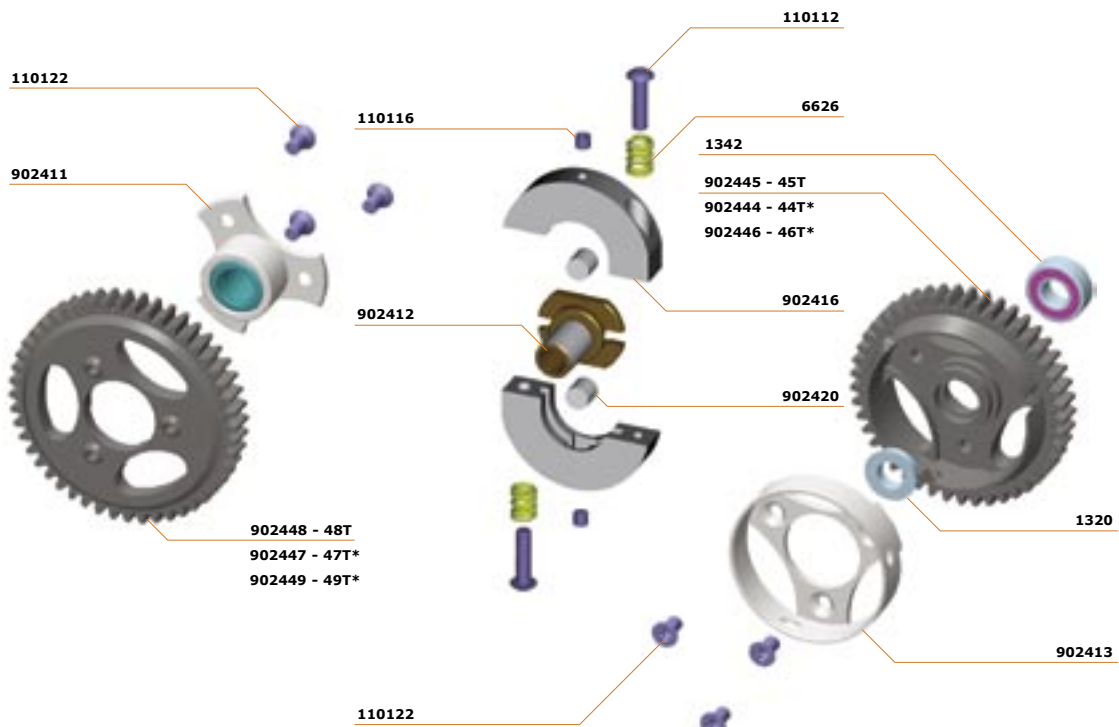
* - Optional

RADIO PLATE MOUNTING



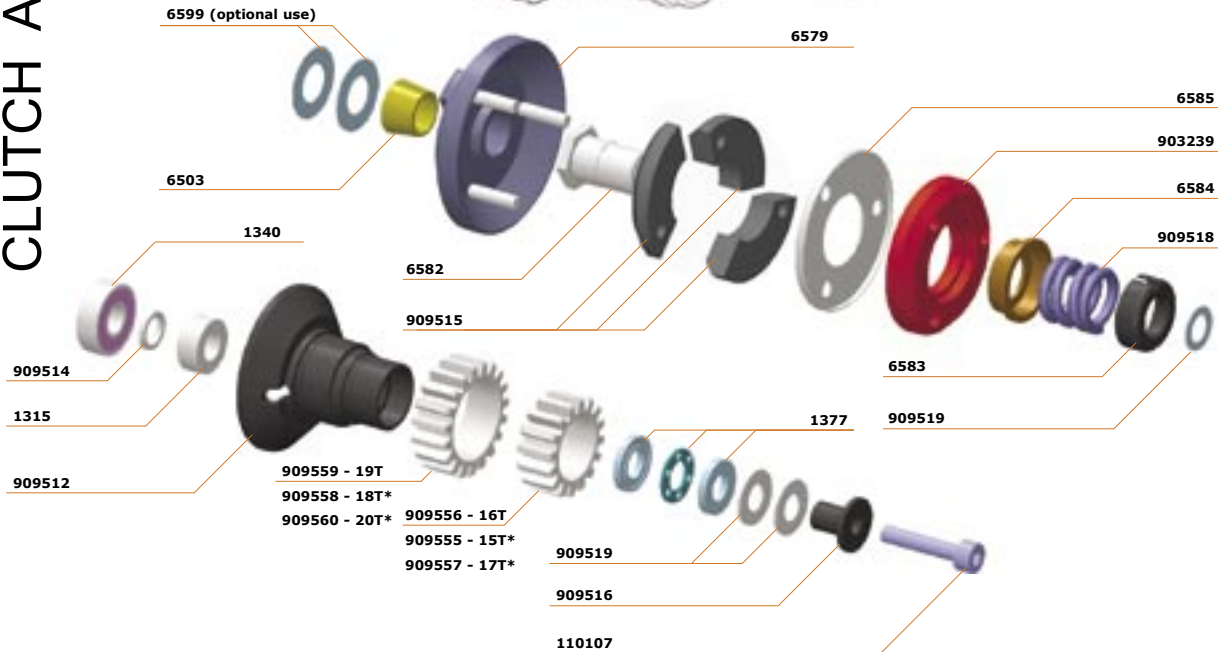
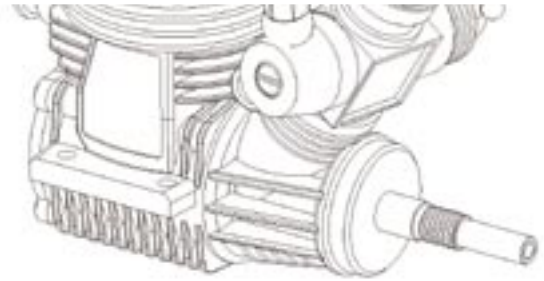
GEARBOX ASSEMBLY

#902410 - 2 Speed gearbox LC (no shaft incl.)
 #903116 - 2 Speed shaft 960



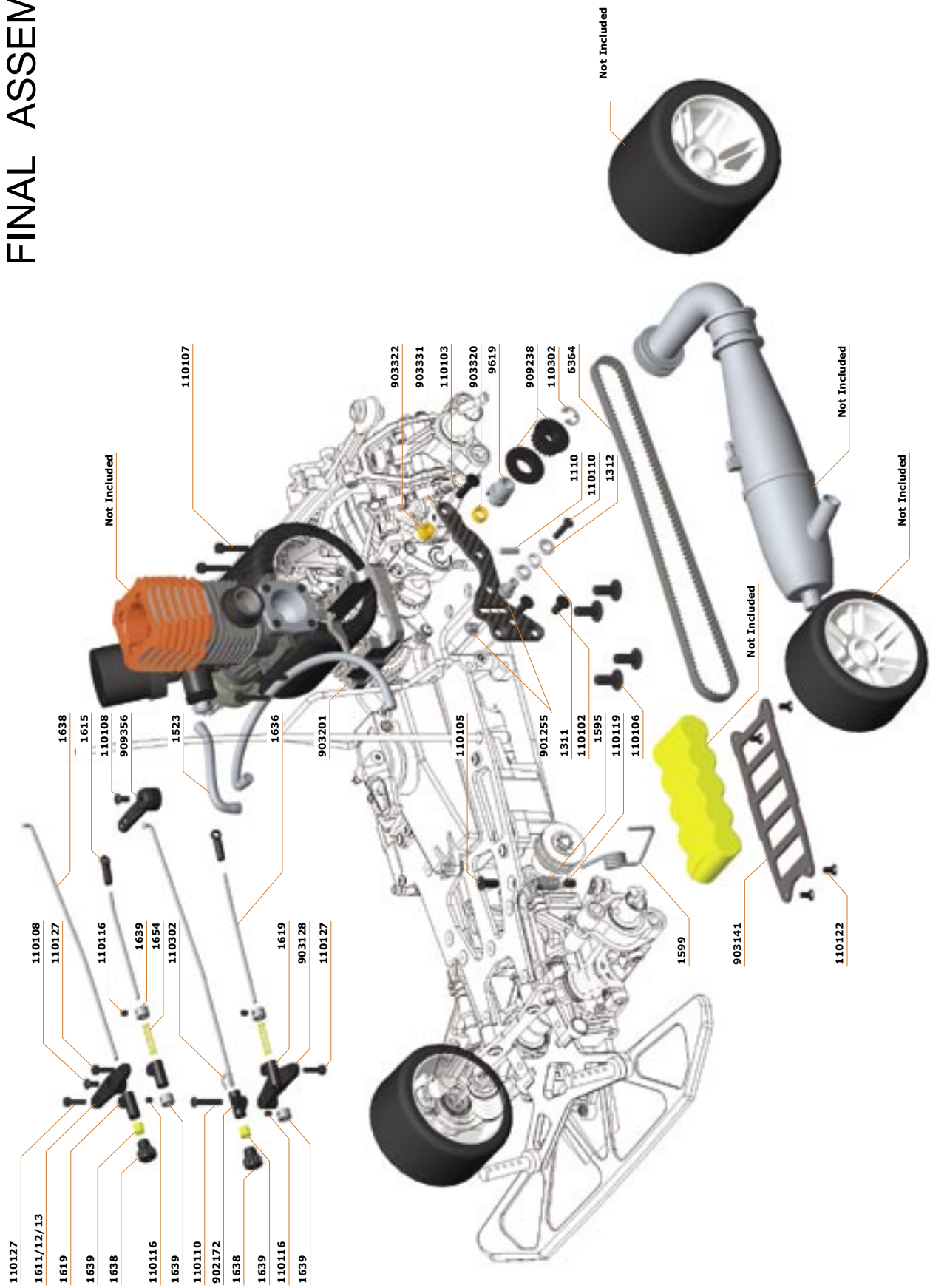
* - Optional

CLUTCH ASSEMBLY



* - Optional

FINAL ASSEMBLY



SERPENT 966 PARTS LIST

ART. DESCRIPTION

903009 Serpent 966 1/8 4WD KIT

MANUAL & DECALS

903327 Manual & Reference guide 966

903329 Decal sheet 966 (2)

RADIO INSTALLATION / BATTERY

1070 Grommet rubber soft (4)
1611 Servo lever 23T, double arm (2)
1612 Servo lever 25T, double arm (2)
1613 Servo lever 24T, double arm (2)
1615 Ball-joints 4mm (4)
1619 Wire-guide nylon
1636 Throttle linkage set
1638 Brake-linkage set
1639 Collar alu 2.1 + setscrew (4)
1650 Balls 6mm/setscrews hex (4)
1654 Spring small (4)
802151 Receiver cover
901158 Servo lever 23T, single arm
901159 Servo lever 24T, single arm
901160 Servo lever 25T, single arm
902119 Receiver bracket 960
902121 Mounting bracket steering servo
902138 Rod 23mm threaded L + R (2)
902170 Shaft, throttle lever
902172 Throttle slide part
903128 Throttle lever
903134 Bracket throttle-brake servo
903135 Mount-supports servo
903138 Servo lever 23T, single arm
903139 Servo lever 24T, single arm
903140 Servo lever 25T, single arm
903141 Battery-support plate S960 Carbon
903157 Receiver bracket 710 / 960
903196 Mount ST servo V2+ transponder mount
903197 Mount steering-servo V2
903231 Ball joints frame 12+4+2

SERVO SAVER & STEERING

902128 Track-rod set (2)
902133 Servo-saver shaft inner
902134 Servo-saver shaft outer
902135 Servo-saver pre-tension nut
902139 Servo-saver spring hard
903211 Servo-saver set 960 nylon adj.
903230 Ball joints 5.8mm frame

FUEL TANK AND PARTS

1437 Shaped seal for fuel tank (2)
1438 Fuel cap with shaped seal
1493 Pressure nipple
1602 Tank-clips small (10)
902115 Mounting-pin tank + rubber cap (2)
902116 Cap rubber for mounting pin tank (2)
903136 Shim 3.1x8x5 nylon
903278 Fueltank 125cc AFL cap / shaped seal

SHOCK ABSORBERS

903166 Piston rod FR (2)
903167 Piston rod RR (2)
903168 Nylon parts frame shocks
903169 Insert shock (2)
903171 O-ring 10x1 (4)
903172 O-ring 3.8x1.5 (4)
903173 O-ring 12x1.6 (4)
903174 E-clip 2.3mm (4)
903175 Foam insert (4)
903176 Nut adj alu + o-ring (4)
903177 Nut shock alu (4)
903178 Body alu shock FR (2)
903179 Body alu shock RR (2)

903332 Shock RCC 2009 revision set
903333 X-ring RCC 2009 Shock
903334 Shock-set short '09 (2)
903335 Shock-set long '09 (2)

SHOCK SPRINGS

160300 Spring white L23 (2.3/13) (2)
160301 Spring yellow L23 (2.8/16) (2)
160302 Spring orange L23 (3.4/19.5) (2)
160303 Spring red L23 (4.1/23.5) (2)
160304 Spring pink L23 (4.0/28) (2)
160305 Spring blue L23 (5.8/33) (2)
160306 Spring purple L23 (6.8/39) (2)
160307 Spring green L23 (8/45.5) (2)
160308 Spring grey L23 (9/51.5) (2)
160309 Spring black L23 (10/57) (2)
160310 Spring-set short (5x2)
160320 Spring white L27 (2.3/13) (2)
160321 Spring yellow L27 (2.8/16) (2)
160322 Spring orange L27 (3.4/19.5) (2)
160323 Spring red L27 (4.1/23.5) (2)
160324 Spring pink L27 (4.0/28) (2)
160325 Spring blue L27 (5.8/33) (2)
160326 Spring purple L27 (6.8/39) (2)
160327 Spring green L27 (8/45.5) (2)
160328 Spring grey L27 (9/51.5) (2)
160329 Spring black L27 (10/57) (2)
160330 Spring black L27 set (5x2)

CHASSIS / RADIO PLATE

902152 Spacer Radio plate (3)
902155 Radio plate bracket
902157 Roll-bar chrome
903102 Radio plate S960
903133 Sideplate R carbon
903277 Washer alu conical M4 (4)
903322 Sideplate bushing 966
903323 Chassis 966 LCG
903331 Sideplate L 966 carbon

BODY MOUNTS FR & RR

1601 Body clips (10)
808144 Body mount universal
808152 Centering bushing threaded
903111 Body plate FR
903130 Bodymount RR
903260 Arms body-mount long RR (2)
909344 Pivot pins body mount upper (2)
909345 Pivot bushings rear body mount (4)
909366 T-bracket rear body support

FRONT SECTION

1065 O-ring for alu front axle (10)
1089 Shim nylon adaptor FR 6.1x11x1 (4)
6361 Belt short 6mm
803198 Adjustable Nut Nylon (10)
808214 Caster spacer set (2)
808346 Pivot balls steel 8.5mm (2)
902105 Bumper
902271 Springs quick-change short (4)
902272 Wheel-nut alu + O-ring (4)
902282 Insert alu CV (2)
903106 Wishbone FR upper L
903107 Wishbone FR upper R
903118 Eccentric nylon (2)
903161 Susp bracket alu FR upper L + R
903233 Steering block WOS (1+2)
903235 Shim 12x15x0.25 (10)
903261 Wishbone front lower (2)
903262 Anti-roll bar lever/downstop front
903264 Bearing block front left 08
903265 Bearing block front right 08
903266 Wheel-axes front CV set OS2
903267 Lever alu /spring/pin FR OS2 (2)

- 903272 Pivot pin 3x82mm (2)
- 903290 Shim wheelaxle OS2 18x12x1mm (4)
- 903291 Shock-support carbon FR v3
- 903302 Cvd-shaft FR OS2 set (2)
- 909225 Front axle alu. with OWB
- 909264 Pivot pins front upper (2)
- 9212 Inner driveshaft adaptors (2)
- 9213 Pulley / flange 24T

MIDDLE SECTION

- 6364 Drive-belt long 6mm
- 808251 Middle shaft bracket alu
- 901255 Belt-tensioner shaft and nut
- 902252 Middle shaft steel
- 909236 Pulley / flange 16T
- 909238 Pulley / flange 18T
- 909242 Pulley / flange 22T
- 909245 Pulley / flange 25T
- 909250 Pulley adaptor alu. (2)

REAR SECTION

- 802328 Pivot pin rear upper (2)
- 803169 Adjustable rear anti-roll bar soft
- 803198 Adjustable Nut Nylon (10)
- 903118 Eccentric Nylon (2)
- 903121 Pivot insert nylon (4+4+4)
- 903127 Anti-roll bar rear adjustable
- 903129 Spacer anti-roll bar RR
- 903154 Nylon inserts wheel-axles (2)
- 903156 Driveshaft rear 62mm (2)
- 903201 Engine monoblock M21
- 903235 Shim 12x15x0.25 (10)
- 903237 Anti-roll bar blade soft (2)
- 903250 Pivot-balls 8.5mm 27.7mm (2)
- 903257 Upright 960 OS2 (2)
- 903258 Wishbone rear upper (2)
- 903259 Wishbone rear lower (2)
- 903263 Track rod with hole 25mm (2)
- 903268 Wheelaxle RR OS2 (2)
- 903269 Lever alu/spring/pin RR OS2 (2)
- 903273 Ball 6.8mm steel (2)
- 903290 Shim wheelaxle OS2 18x12x1mm (4)
- 903306 Shim 3.5x8x1 orange (12)
- 903307 Pivot pin 3.5x66.5 Rear low (2)
- 903309 Suspension Bracket rear FR
- 903310 Bearing block 966 rear
- 903311 Eccenter 960 (2)
- 903312 Suspension Bracket rear rr
- 903313 Shocktower 966 rear
- 903314 Upper suspension bracket FR 966
- 903315 Upper suspension bracket rr 966
- 903316 Bearing block-2sp-R 966
- 903317 Bearing block-2sp-L 966
- 903322 Sideplate bushing 966
- 9619 Pulley adapter alu 19T

BRAKE SYSTEM

- 1106 Pin NRA 2.5x19.8 (4)
- 903281 Brake pulley 22T V2
- 903282 Brake pulley adaptor V2
- 903304 Brake Plate (2)
- 903305 Brake pad blue (2)
- 903318 Brake cam 966
- 903319 Brake bushing (2)
- 903321 Brake pulley retainer 966
- 903324 Brake spring (2)
- 903330 Brake plate/pad set pre mounted
- 909356 Brake-cam / spring-set
- 9606 Steel ventilated brake disks (2)
- 9612 Ventilator for brake-disk

TRANSMISSION

- 903229 Pulley solid axle 51T V2
- 903279 Solid axle RR / clip
- 909373 Kevlar drive-belt 8mm

2-SPEED GEARBOX

- 6626 Springs / screws 2-speed
- 902410 2-speed gearbox LC (no shaft incl)
- 902411 Drive-flange alu with OWB LC
- 902412 Adaptor 2-speed LC
- 902413 Clutch bell alu LC
- 902416 2-speed clutch shoes set LC
- 902444 2-speed gear 44T (2nd) LC
- 902445 2-speed gear 45T (2nd) LC
- 902446 2-speed gear 46T (2nd) LC
- 902447 2-speed gear 47T (1st) LC
- 902448 2-speed gear 48T (1st) LC
- 902449 2-speed gear 49T (1st) LC
- 903308 2-speed shaft 966

CLUTCH SYSTEM

- 1377 Centax II thrust-bearing 5x10
- 6503 Flywheel cone (3)
- 6579 Centax flywheel 38mm
- 6582 Centax clutch-nut
- 6583 Centax pre-load adjusting nut
- 6584 Centax spring cup
- 6585 Centax thrust washer
- 6599 Centax shim-set 7x13 (10)
- 903212 Centax support-disk alu
- 903222 Centax II revision-set
- 903223 Spur gear-set 1/8 (7)
- 903224 Gear pinion set Centax II
- 903239 Centax-2 clutch-shoe red
- 909510 Centax II clutch-set (excl. Flywheel)
- 909512 Centax II clutch-housing universal
- 909514 Centax II bearing spacer 5x7
- 909515 Centax II centrifugal shoes (3)
- 909516 Centax II spacer thrustbearing
- 909518 Centax II coilspring 1.8
- 909519 Centax 5x10 shim-set 0.1 (2) 0.3 (1)
- 909555 Centax gear-pinion alu. 15T
- 909556 Centax gear-pinion alu. 16T
- 909557 Centax gear-pinion alu. 17T
- 909558 Centax gear-pinion alu. 18T
- 909559 Centax gear-pinion alu. 19T
- 909560 Centax gear-pinion alu. 20T

ENGINE MOUNTS

- 1021 Screw flanged allen M5x8 (4)
- 1595 Mount alu exhaust wire
- 1599 Exhaust mounting wire
- 903201 Engine monoblock M21

OPTION PARTS

- 1015 Engine mount screws Torx / washers (4)
- 1017 Engine mount screws hex-flanged (4)
- 1018 Screw-flanged M4x14 hex (4)
- 1265 Screw CSH M4x10 aluminum (10)
- 1530 Fuel Filter special
- 6123A Body post alu short (2)
- 6587N Centax clutch shoe Yellow
- 902129 Turnbuckle 65mm titanium (2)
- 902250 Middle shaft bracket
- 902253 Middle shaft alu coated
- 902270 Wheel-axles front QC-fixed set OS1
- 902280 Wheel-axles front CV set OS1
- 902281 Driveshaft-set front CV OS1
- 902370 Wheel-axles rear QC-fixed set OS1
- 903121 Pivot insert nylon pos 2
- 903143 Roll center carbon spacer 1mm
- 903160 Eccentric bearing alu (2)
- 903189 Middle bracket/shaft-set alu 960
- 903190 Centering-set carbon rear body mount
- 903193 Filler-plate carbon for chassis
- 903195 Battery-plate closed carbon
- 903199 Centax fly-weights SPP (3)
- 903203 Throttle-brake lever alu+bearings
- 903219 Centax II clutch set Pro
- 903226 Shock rod RCC short Ti-Ni (2)
- 903227 Shock rod RCC long Ti-Ni (2)
- 903232 Shock spring support alu ISL (4)
- 903240 Shock spring support nylon ISL (4)
- 903241 Battery holder brass
- 903251 Disk brake ultra cool

903288 Radio plate support alu & weight
903289 Weight radio plate support brass 50gr
903293 Weight center brass 54gr
909216 Anti-roll bar blade male
909217 Anti-roll bar blade female
909220 Driveshafts front (2)
909224 Shim 12x18x0.3mm (2)
909228 Wheel-axle washers conical (4)
909244 Pulley / flange 24T
909251 Pulley-adaptor alu light (2)
909253 Pulley 16T alu hard-anodised
909254 Pulley 18T alu hard-anodised
909255 Pulley 24T alu hard-anodised
9226 Lever alu quick-change (2) OS1

BALL-BEARINGS

1311 Ball-bearing 5x8 HS
1312 Ball-bearing 5x8 flanged HS
1315 Ball-bearing 5x10 HS
1320 Ball-bearing 6x10 flanged HS
1321 Ball-bearing 6x10x3 (2)
1340 Ball-bearing 5x13 HS (2)
1342 Ball-bearing 6x13 HS (2)
1346 Ball-bearing 12x18 HS (2)
1347 Ball-bearing 12x21 HS (2)
1377 Thrust-bearing 5x10
1380 Ball-bearing 5x13 HS Cera (2)
1381 Ball-bearing 6x10 fl HS Cera (2)
1382 Ball-bearing 6x13 HS Cera (2)
1386 Ball-bearing 12x18 HS Cera (2)
1387 Ball-bearing 12x21 HS Cera (2)
1388 Thrust-bearing 5x10 Cera
401190 Ball-bearing 5x10 Cera (2)

BODIES AND WINGS

1601 Body clips (10)
1729 Screw-nut M6 black nylon (2)

TOOLS

1461 Tool front anti-roll bar
1462 Tool pressure nipple / Centax nut
903202 Tool RCC shocks
903210 Tool nut-driver 12x100mm SPP
909590 Gear pinion wrench
909593 Clutch housing gripper
909597 Centax gap-tool alu

MERCHANDISING

1872 Rucksack Serpent (35x45cm) black
1873 Rucksack Serpent (48x61cm) black
1883 Banner Serpent S-logo 2x1m nylon
190100 T-shirt Serpent black (S)
190101 T-shirt Serpent black (M)
190102 T-shirt Serpent black (L)
190103 T-shirt Serpent black (XL)
190104 T-shirt Serpent black (XXL)
190110 Sweater hooded Serpent black (S)
190111 Sweater hooded Serpent black (M)
190112 Sweater hooded Serpent black (L)
190113 Sweater hooded Serpent black (XL)
190114 Sweater hooded Serpent black (XXL)
1980 Large bag Serpent
1998 Serpent Cap black/orange

FASTENING MATERIALS

110100 Screw allen countersunk m3x10 (10)
110101 Screw allen countersunk m4x8 (10)
110102 Screw allen countersunk m4x10 (10)
110103 Screw allen countersunk m4x16 (10)
110104 Screw allen countersunk m4x10 (10)
110105 Screw allen countersunk m4x12 (10)
110106 Screw allen flanged round head m5x12 (10)
110107 Screw allen cylinder head m3x16 (10)
110108 Screw allen roundhead m3x6 (10)
110109 Screw allen roundhead m3x10 (10)
110110 Screw allen roundhead m3x16 (10)
110111 Screw allen roundhead m3x14 (10)
110112 Screw allen roundhead m3x12 (10)

110113 Screw allen roundhead m4x8 (10)
110114 Setscrew allen m3x8 (10)
110115 Setscrew allen m3x4 (10)
110116 Setscrew allen m3x3 (10)
110117 Setscrew allen m3x12 (10)
110118 Setscrew allen m4x4 (10)
110119 Setscrew allen m4x6 (10)
110120 Setscrew allen m4x10 (10)
110121 Setscrew allen m5x6 (10)
110122 Screw allen countersunk m3x6 (10)
110123 Screw philips round head m3.5x13 (10)
110124 Screw allen countersunk m3x8 (10)
110125 Screw allen countersunk m3x20 (10)
110126 Screw allen countersunk m2.5x12 (10)
110127 Screw flat head M2.5x10 (10)
110200 Pin 2,5x8 (10)
110201 Pin 3x12 (10)
110202 Pin 5x5 (10)
110203 Pin 3x14 (10)
110204 Pin 3x20 (10)
110205 Pin 3x22 (10)
110206 Pin 2.5x22 (10)
110207 Pin 2.5x12 (10)
110300 E-clip 2.3 (10)
110301 E-clip 3.2 (10)
110302 E-clip 5.0 (10)
110303 E-clip 4.0 (10)
110304 E-clip 7.0 (10)
110305 Seger clip 12x1.0 (10)
110400 Washer 6.0x10 (10)
110401 Washer 3.2x7 (10)
110402 Nut nylock M3 (10)
110403 Nut nylock M4 (10)
1646 Steel balls 6mm M3 (4)
1647 Steel balls 6mm (4)
1650 Balls 6mm/setscrews hex (4)
903325 Screw set 966 (178)

abb

SERPENT

Serpent Model Racing Cars BV
Spaarneweg 12E, 2142 EN, Cruquius
The Netherlands, Europe