



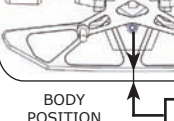
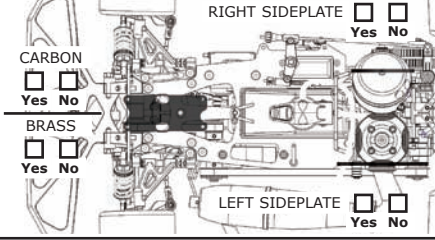
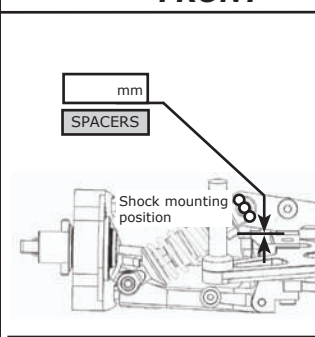
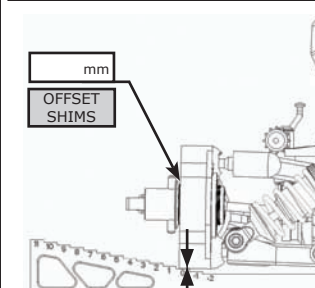
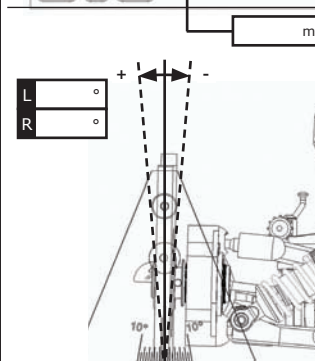
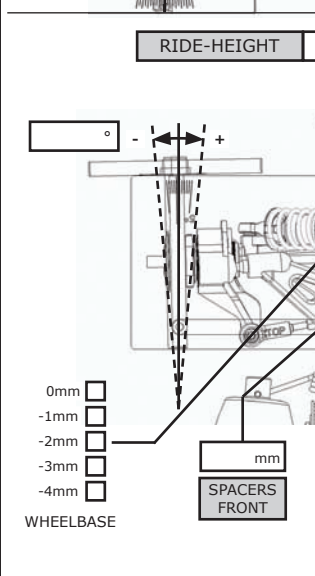



# SET-UP SHEET

NAME			RACE			DATE		
1ST			SPUR			2ND		
<input type="checkbox"/> 47T	<input type="checkbox"/> 48T	<input type="checkbox"/> 49T	<input type="checkbox"/> 44T	<input type="checkbox"/> 45T	<input type="checkbox"/> 46T			
1ST			PINION			2ND		
<input type="checkbox"/> 15T	<input type="checkbox"/> 16T	<input type="checkbox"/> 17T	<input type="checkbox"/> 18T	<input type="checkbox"/> 19T	<input type="checkbox"/> 20T			
DRIVE TRAIN								
MIDDLE AXLE PULLEY			<input type="checkbox"/> 24T	<input type="checkbox"/> 25T				
FRONT			REAR					
SHOCK ABSORBERS								
OIL/W							OIL/W	
SPRING							SPRING	
ANTI-ROLL BARS								
<input type="checkbox"/> 0°	<input type="checkbox"/> 30°	<input type="checkbox"/> 45°	<input type="checkbox"/> 60°	<input type="checkbox"/> 90°	<input type="checkbox"/> 0°	<input type="checkbox"/> 30°	<input type="checkbox"/> 45°	<input type="checkbox"/> 60° 90°
LEFT	RIGHT	TYRES		LEFT	RIGHT			
		MAKE						
		SHORE						
mm		mm		DIAMETER		mm		mm
mm		mm		5-MIN WEAR		mm		mm
ENGINE								
VERSION			HEADSHIMS			mm		
GLOWPLUG			CARB DIA			mm		
EXHAUST								
FIXED HEADER			<input type="checkbox"/> long	<input type="checkbox"/> med	<input type="checkbox"/> short	CONICAL		<input type="checkbox"/> Yes <input type="checkbox"/> No
FUEL								
NITRO			%					
BODY								
WING						BODY POSITION		
TRIM TAB			mm					
STIFFENERS								
CARBON			RIGHT SIDEPLATE			Yes <input type="checkbox"/> No <input type="checkbox"/>		
BRASS			LEFT SIDEPLATE			Yes <input type="checkbox"/> No <input type="checkbox"/>		
<div style="display: flex; justify-content: space-between;"> <div> <input type="checkbox"/> Yes <input type="checkbox"/> No  <input type="checkbox"/> Yes <input type="checkbox"/> No         </div> <div>  </div> </div>								

**FRONT**

**REAR**

