

SET UP


747

NAME		RACE		DATE	
------	--	------	--	------	--

1 ST		SPUR		2ND	
<input type="checkbox"/>	<input type="checkbox"/>	<input type="checkbox"/>	<input type="checkbox"/>	<input type="checkbox"/>	<input type="checkbox"/>
60	59	58	53	54	55

1 ST		PINION		2ND	
<input type="checkbox"/>	<input type="checkbox"/>	<input type="checkbox"/>	<input type="checkbox"/>	<input type="checkbox"/>	<input type="checkbox"/>
16	17	18	21	22	23

FRONT		DRIVE TRAIN		REAR	
GEAR DIFF		GEAR DIFF		GEAR DIFF	
<input type="checkbox"/> CST		<input type="checkbox"/> CST		<input type="checkbox"/> CST	
NUMBER OF GEARS					
2 <input type="checkbox"/> 4 <input type="checkbox"/>		2 <input type="checkbox"/> 4 <input type="checkbox"/>		2 <input type="checkbox"/> 4 <input type="checkbox"/>	
<input type="checkbox"/> ONE WAY		<input type="checkbox"/> SPOOL		<input type="checkbox"/> SOLID	

FRONT		SHOCK ABSORBERS		REAR	
OIL/CST		TYPE:RCC <input type="checkbox"/> TYPE:RCM <input type="checkbox"/>		OIL/CST	
SPRING				SPRING	

FRONT		ANTI-ROLL BARS		REAR	
<input type="checkbox"/> 1.8 <input type="checkbox"/> 2.2 <input type="checkbox"/> 2.5 <input type="checkbox"/> 2.8		<input type="checkbox"/> 1.8 <input type="checkbox"/> 1.9 <input type="checkbox"/> 2.0 <input type="checkbox"/> 2.1 <input type="checkbox"/> 2.2 <input type="checkbox"/> 2.3 <input type="checkbox"/> 2.5		<input type="checkbox"/> 1.8 <input type="checkbox"/> 1.9 <input type="checkbox"/> 2.0 <input type="checkbox"/> 2.1 <input type="checkbox"/> 2.2 <input type="checkbox"/> 2.3 <input type="checkbox"/> 2.5	

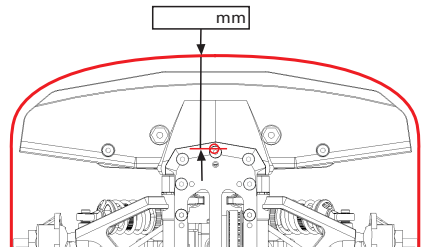
FRONT		TYRES		REAR	
LEFT	RIGHT	MAKE		LEFT	RIGHT
.	.	SHORE		.	.
mm	mm	DIAMETER		mm	mm
5-MIN WEAR		5-MIN WEAR		5-MIN WEAR	

ENGINE	
TYPE	HEADSHIMS
GLOWPLUG	CARB DIA'

EXHAUST	
FIXED HEADER	CONICAL
LONG MED SHORT	YES NO

FUEL	
------	--

BODY	
------	--

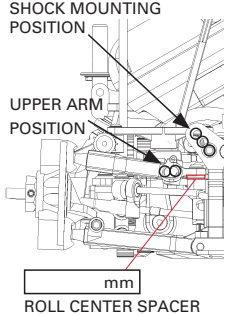


mm

REMARKS

TRACK	
-------	--

FRONT



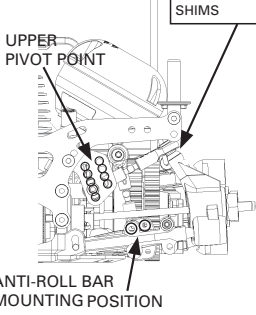
SHOCK MOUNTING POSITION

UPPER ARM POSITION

mm

ROLL CENTER SPACER

REAR

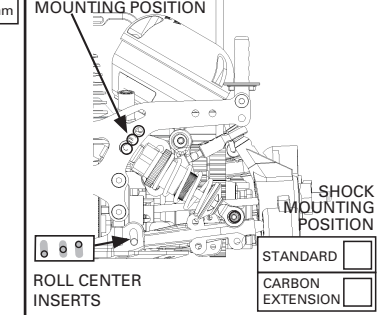


SHIMS mm

UPPER PIVOT POINT

ANTI-ROLL BAR MOUNTING POSITION

REAR



SHOCK MOUNTING POSITION

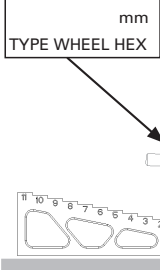
ROLL CENTER INSERTS

STANDARD ☐

CARBON EXTENSION ☐

STEERING BLOCKS

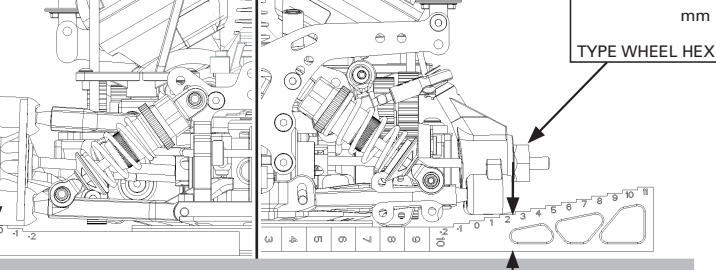
0 ☐ 1 ☐



mm

TYPE WHEEL HEX

DOWN STOPS



mm

TYPE WHEEL HEX

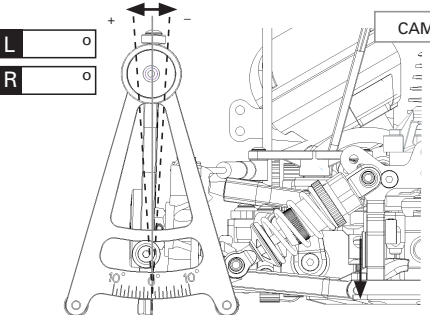
FRONT

mm

REAR

mm

L ☐ R ☐

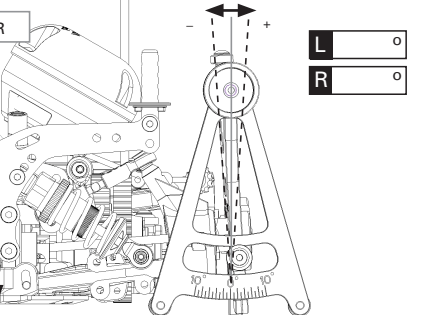


CAMBER

mm

RIDE HEIGHT WITH TYRE Ø

L ☐ R ☐

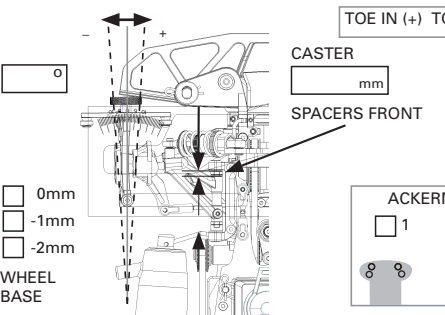


CAMBER

mm

RIDE HEIGHT WITH TYRE Ø

TOE IN (+) TOE OUT (-)



mm

CASTER

SPACERS FRONT

ACKERMANN

1 ☐ 2 ☐

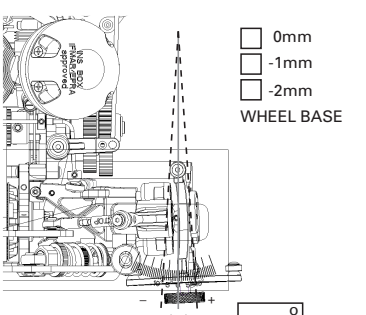
WHEEL BASE

0mm

-1mm

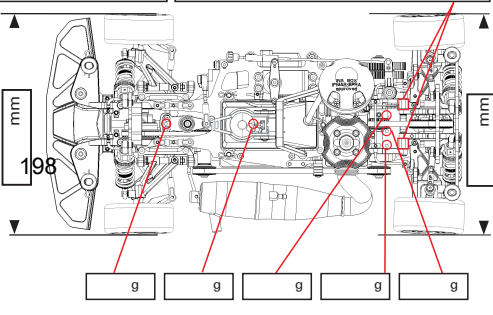
-2mm

WHEEL BASE



FLEX YES ☐ NO ☐

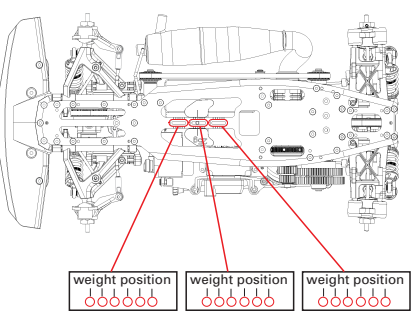
CHASSIS CONNECTORS ALU ☐ RUBBER ☐



mm

198

9 9 9 9 9



weight position

weight position

weight position

weight position

weight position