



S411 2.0

INSTRUCTION MANUAL
& REFERENCE GUIDE



Introduction

Serpent likes to welcome you to the fascinating world of rc car racing. You are now part of the worldwide network of Serpent drivers, which gives you access to superior technical and race support by dedicated Serpent people.

Serpent as a company has been active in racing, developing and manufacturing rc cars since 1979, and has gathered a large following of enthusiastic and dedicated rc car racers around the world.

The Serpent S411 2.0 is developed by an expert team of racers and engineers, to offer you the pinnacle of rc racing car technology. Continuously pushing the performance envelop, Serpent's engineers have added new and innovative features that help to take your Serpent S411 2.0 into the winners circle.

For latest information about S411 2.0 check on: **www.serpent.com/400013**

Enjoy building and racing the Serpent S411 2.0

Team Serpent

Contents

2	Introduction / contents
3	Safety, Read This First
4	Using the Manual
5	Assembly Instructions
39	Reference guide
40	Exploded views
51	Parts List

Safety

Read and take note of the 'Read this First section' before proceeding to assemble the car-kit. This car-kit is intended for persons aged 16 or older.

Customer service

Serpent has made a strong effort to make this manual as complete and clear as possible. Additional info may be published in our website: www.serpent.com or you may ask your dealer or the Serpent distributor for advice, or email Serpent direct: info@serpent.com The Serpent Facebook, Twitter and Youtube pages give additional means of support and communications.

Instructions, how to use

The kit includes bags, with bag numbers, which refer to the same step in the manual. Open only the indicated bag(s) per step and finish that part of the assembly. Remaining parts will be needed later on in the assembly process.

Instructions

Serpent's long tradition of excellence extends to the instruction manuals, and this instruction manual is no exception. The easy-to-follow layout is richly illustrated with 3D-rendered full-color images to make your building experience quick and easy. Following the instructions will result in a well-built, high-performance race-car that will soon be able to unleash its full potential at the racetrack.

SETUP

In certain assembly steps you need to make basic adjustments, which will give you a good initial setup for your Serpent S411 2.0. Fine-tuning the initial setup is an essential part of building a high-performance racecar like your S411 2.0.

Exploded views and partslist

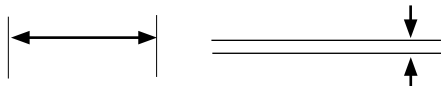
The exploded views and parts lists for the Serpent S411 2.0 are presented in the Reference Guide section in the back of this manual. The exploded views show all the parts of a particular assembly step along with the Serpent part number. The parts lists indicate the part number and name of each part for easy reference when ordering.

Read this first!

- This is a highly technical hobby product, intended to be used in a safe racing environment. This car is capable of speeds in excess of 80 km/h or 50mph. Please follow these guidelines when building and operating this model.
- Parental guidance is required when the builder/user of this car is under 16.
- Follow the building instructions. If in doubt, contact your dealer or importer.
- Be sure to use the proper tools when assembling the car. Always exercise caution when using electric tools, knives and other sharp objects.
- Be careful when using liquids like lubrication oil, fuel or glue. Do not swallow.
- Follow the manufacturer's instruction in case you experience irritation after using the product.
- Be careful when operating the car. Stay away from any rotating parts such as wheels, gears and transmission. Stay away from motor, engine and exhaust pipe system or speedo during and immediately after use, as these parts may be very hot. We advise to use protective hand gloves.
- Only operate this car in a safe environment, like a special racing track or a closed parking lot. Avoid using this car on public roads, crowded places or near infants.
- Before operating this car, always check the mechanical status of the car. Also check that the transmitter and receiver frequencies correspond and are not used by any other racer at the same time. Check that the batteries of the transmitter and receiver- are fully charged.
- After use, always check all the mechanics of the car. We advise to clean the car immediately after use, and inspect the parts for wear or fractures. Replace when necessary. Do not use water, methanol, thinner or other solvents to clean the car.
- Empty the fuel tank (depending on model) if needed and disconnect the receiver battery.
- Store the car in a dry and heated place to avoid corrosion of metal parts.
- Avoid using this car in wet conditions as the water will cause corrosion on the metal parts and bearings and these parts will cease to function properly. If driven in the wet, ensure that all the electric equipment is waterproofed and after use, that all moving parts are dried immediately.

USING THE MANUAL

①



Step number;
the order in which you should assemble the indicated parts

Length after assembly / Gap between two items



Assembly path of one item into another



Group of items (within lines) should be assembled first



Direction the item should be moved



Glue one item to another



Press/Insert one item into another



Connect one item to another



Apply transmission grease*(Grey), threadlock* (Blue), CA glue* (Red)
or differential oil (Orange), Silicon oil (*Items not included.)

ASSEMBLY INSTRUCTIONS

Three wavy lines, one orange and two black, sweep across the middle of the slide.

A

1

KIT

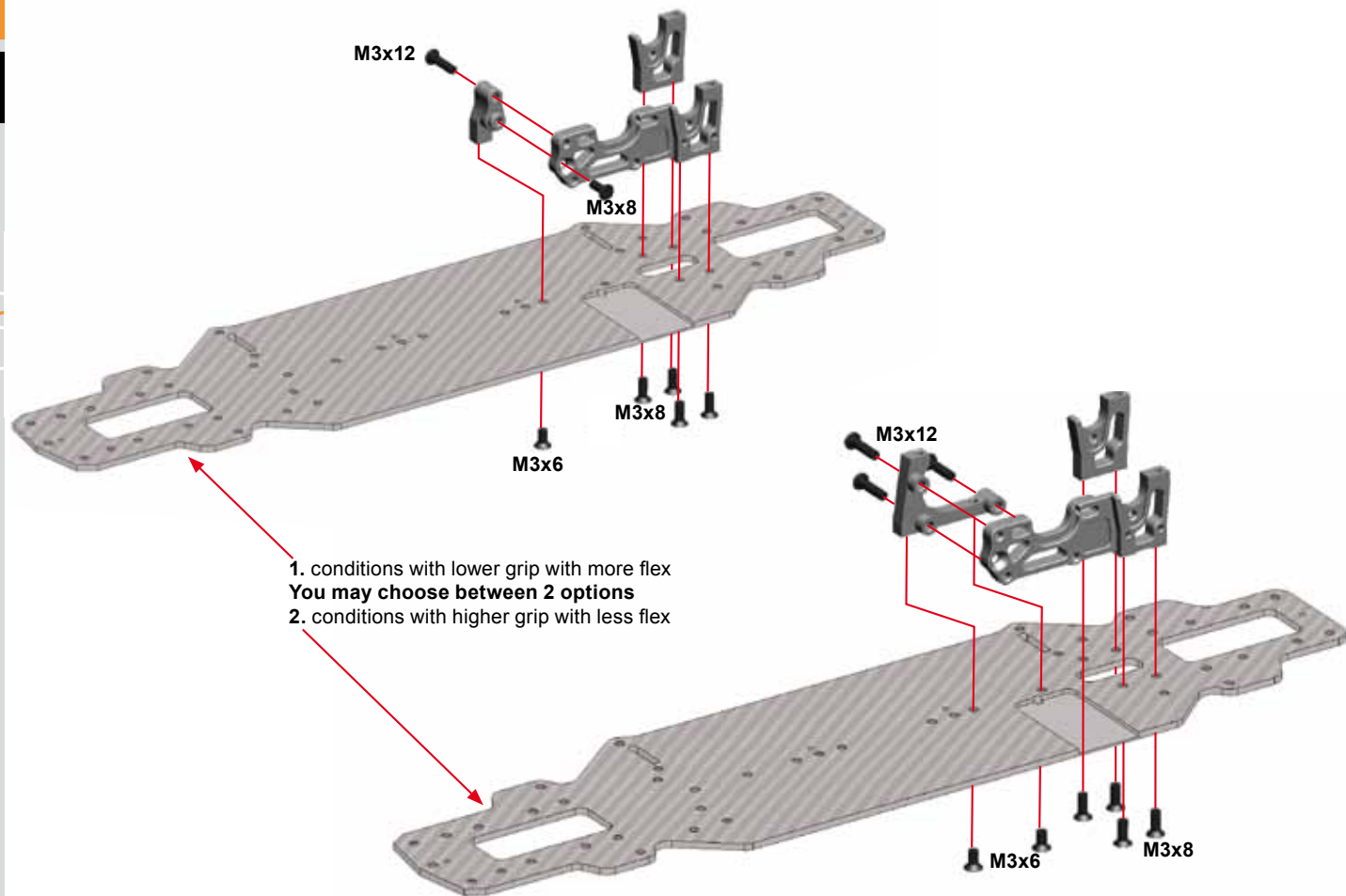


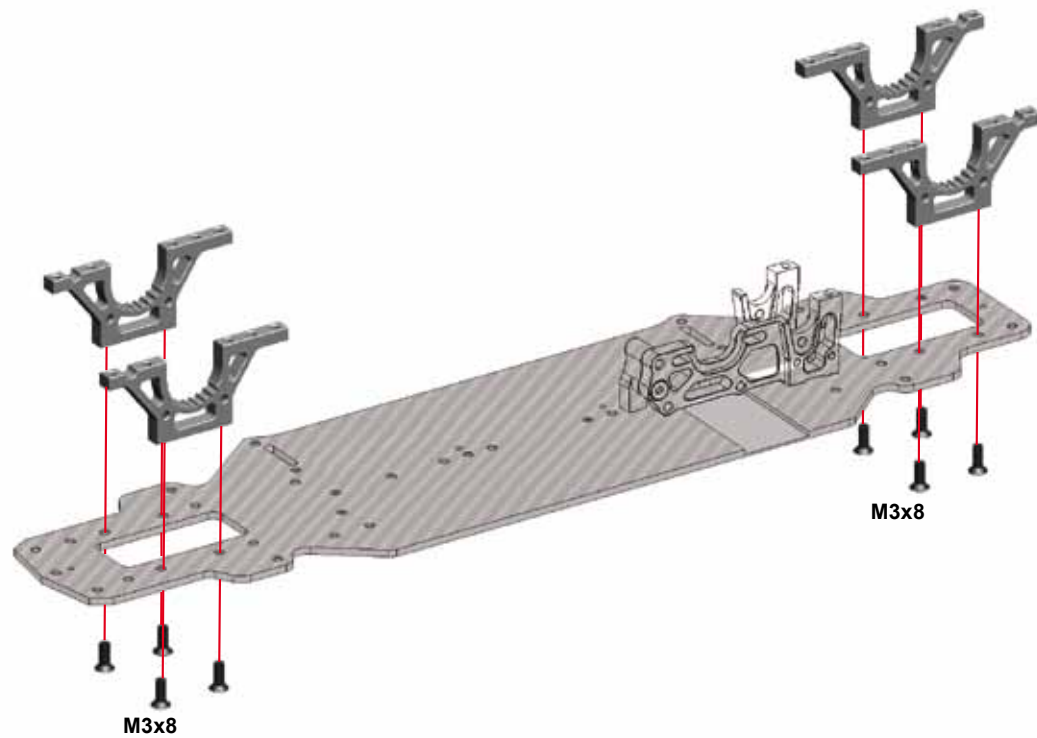
apply Cyano around the chassis (as red indicated)

2/0



6





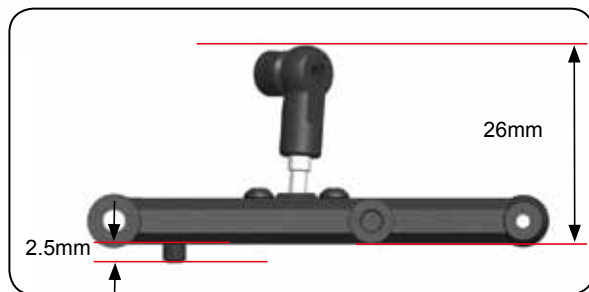
A

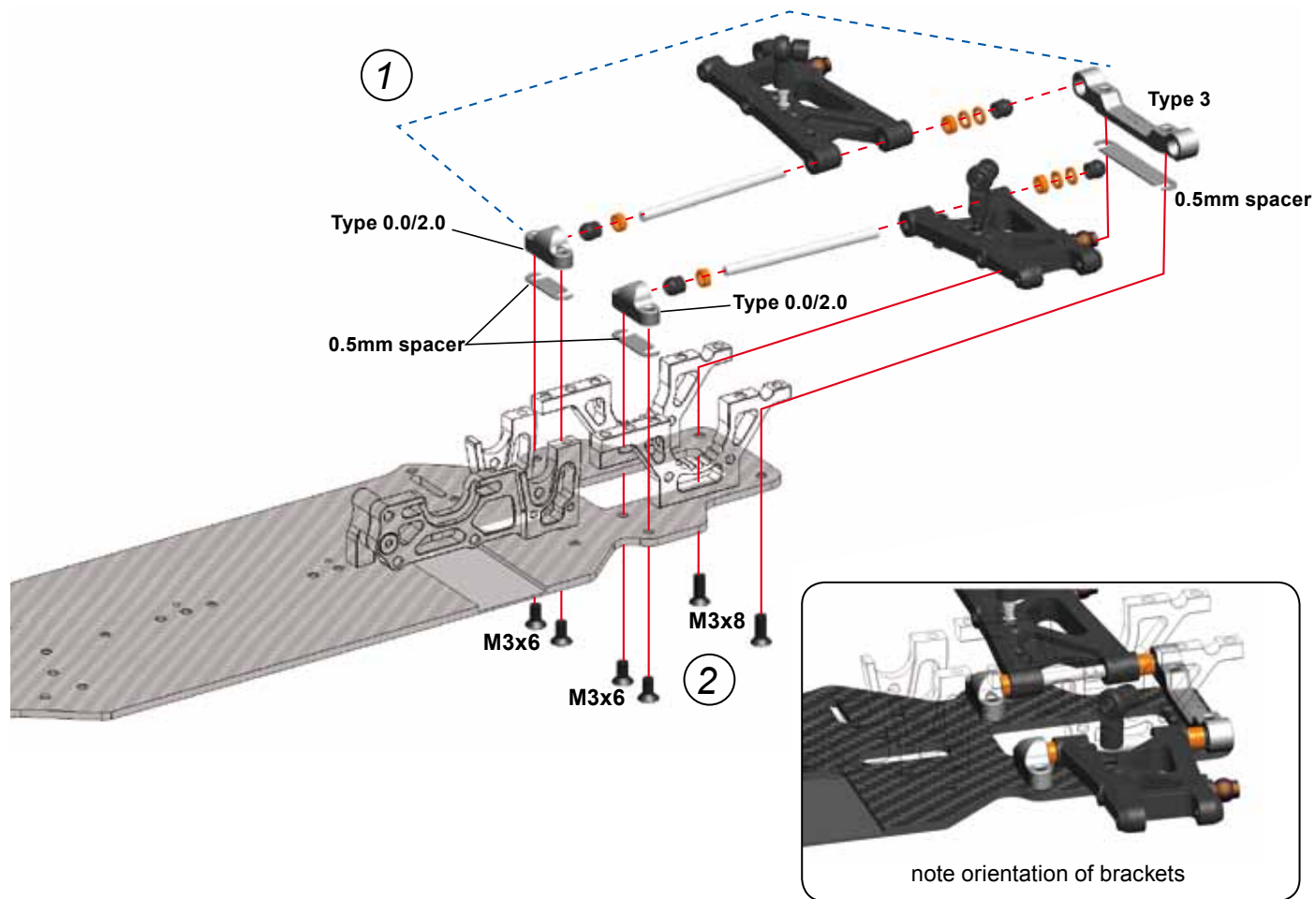
4



A

5





A

7

DIFF
BAG

A

8



A

9

Fill up with supplied silicon oil,
until shaft is just covered

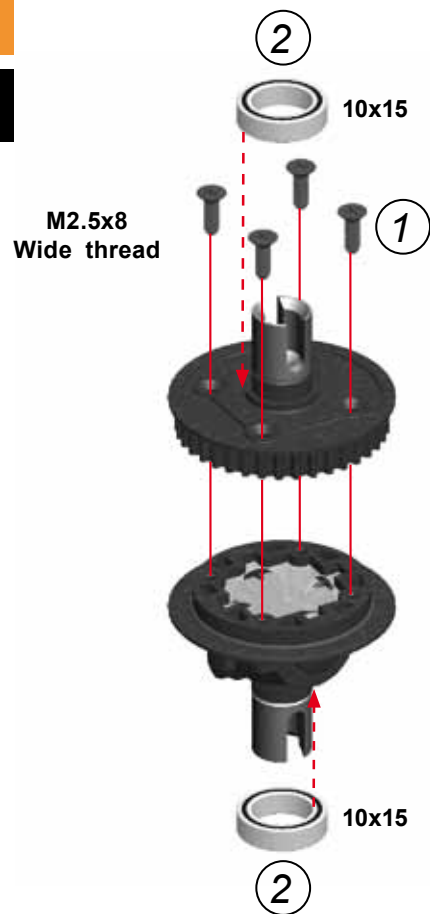


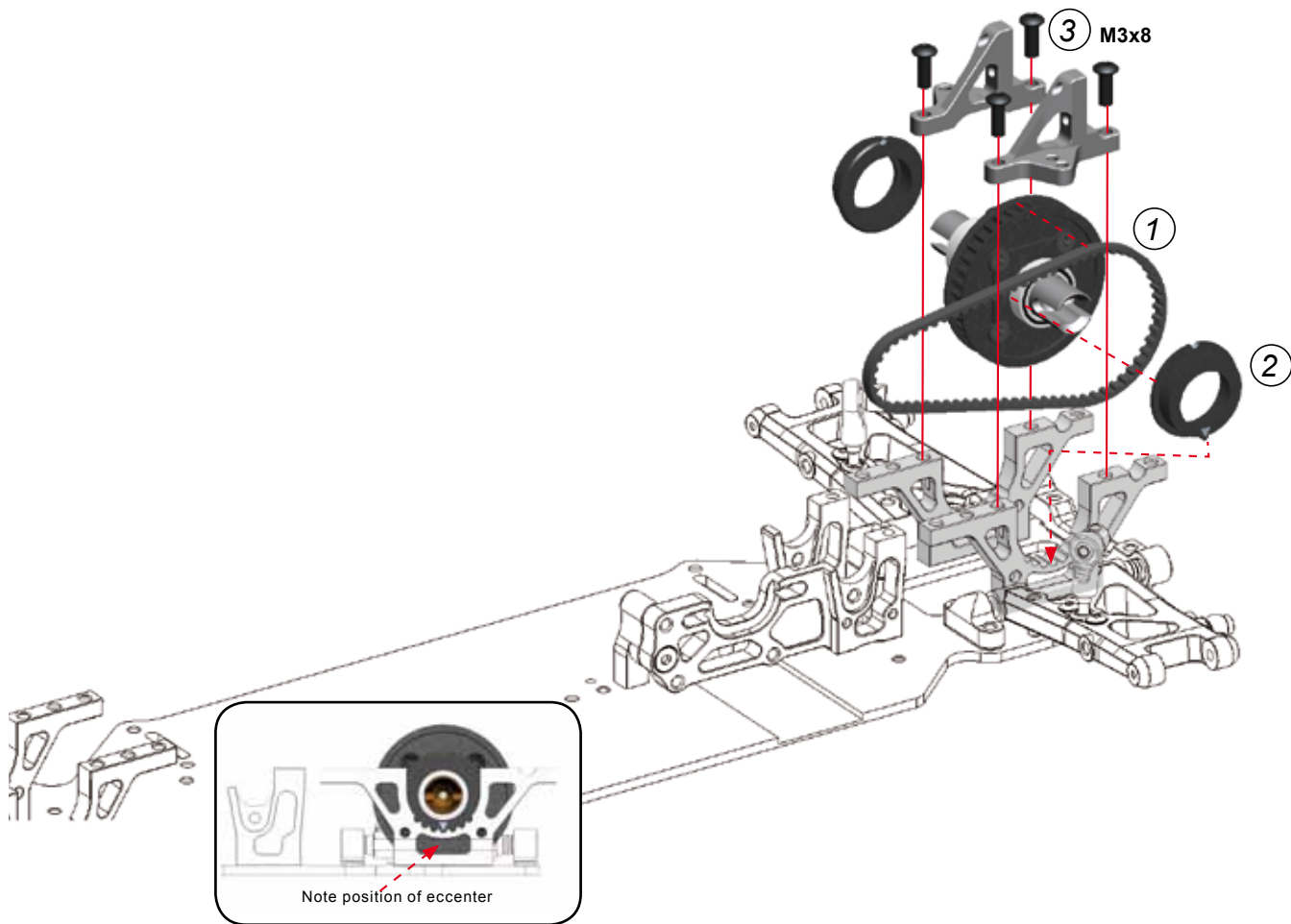
10



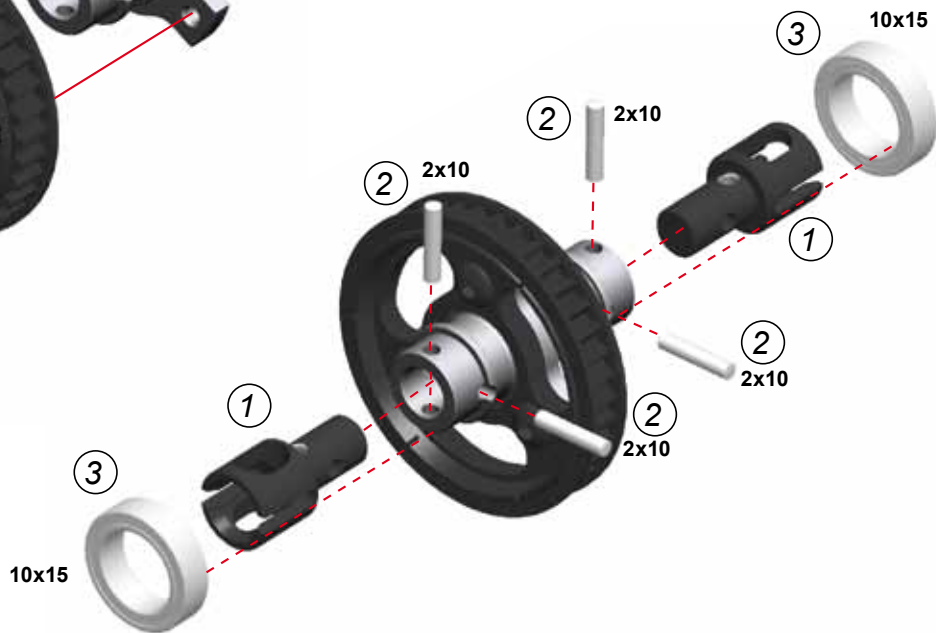
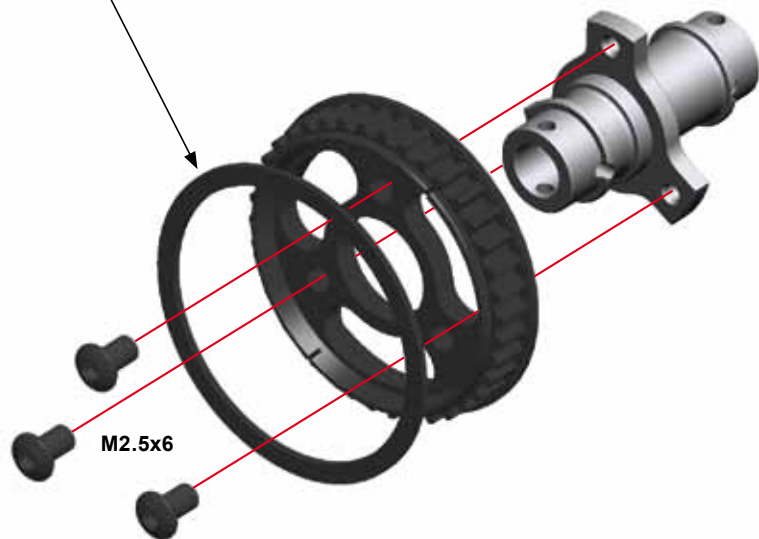
12

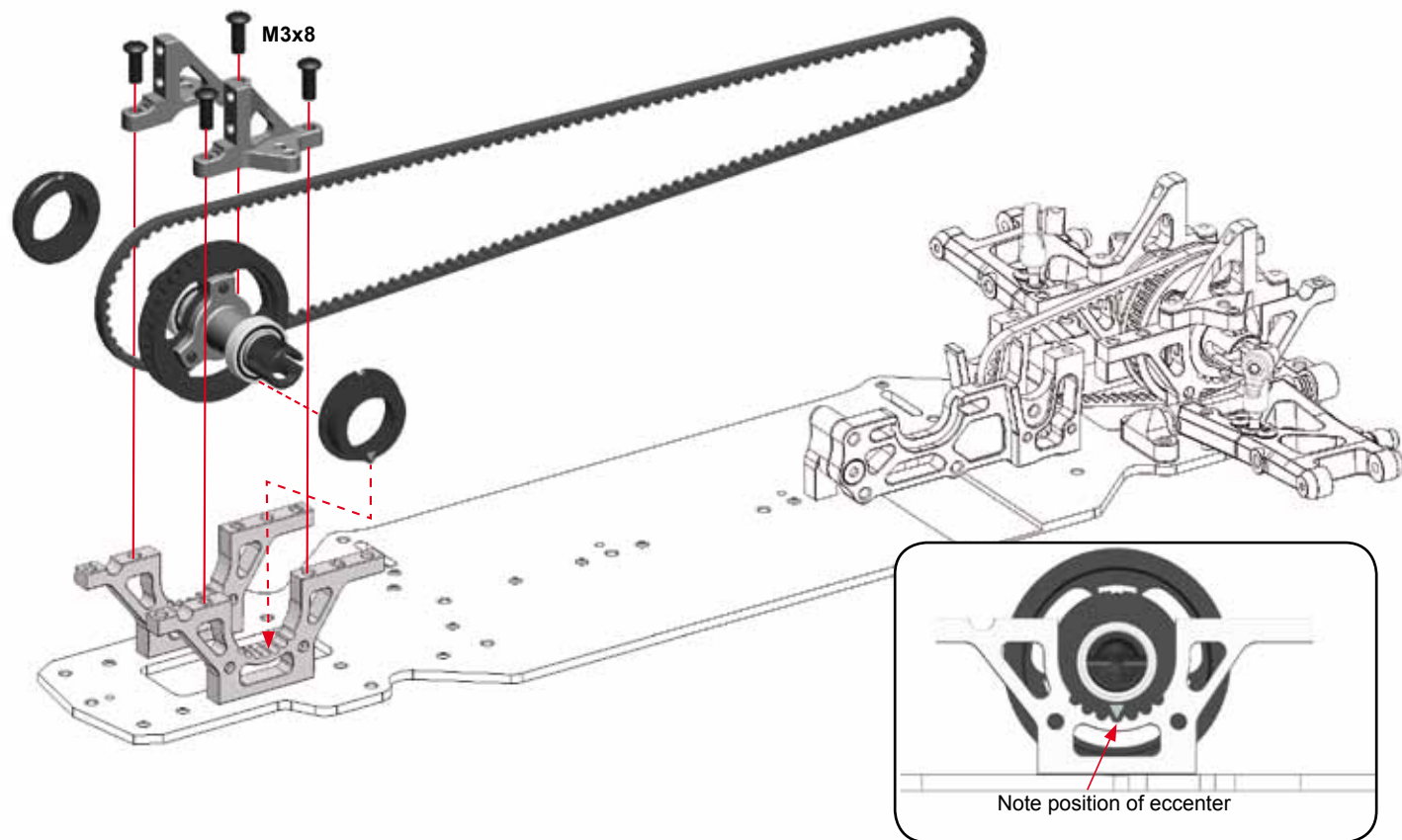
11





TIP
Mount the gear washer correctly
DON'T use glue



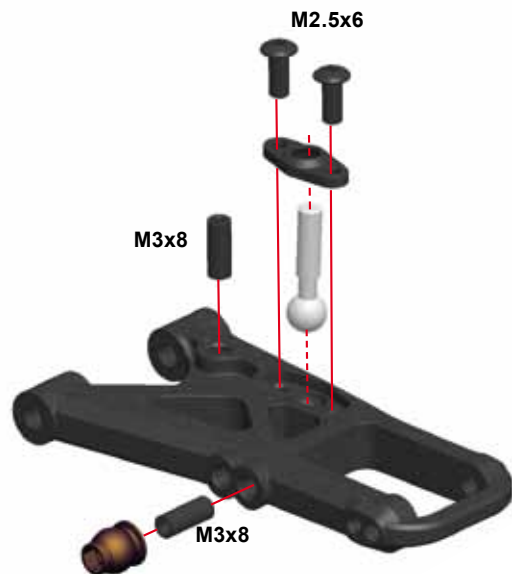


A

16

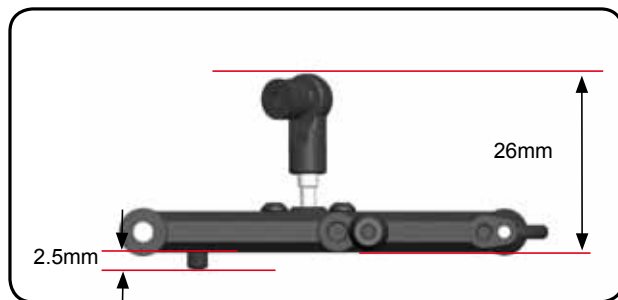
BAG

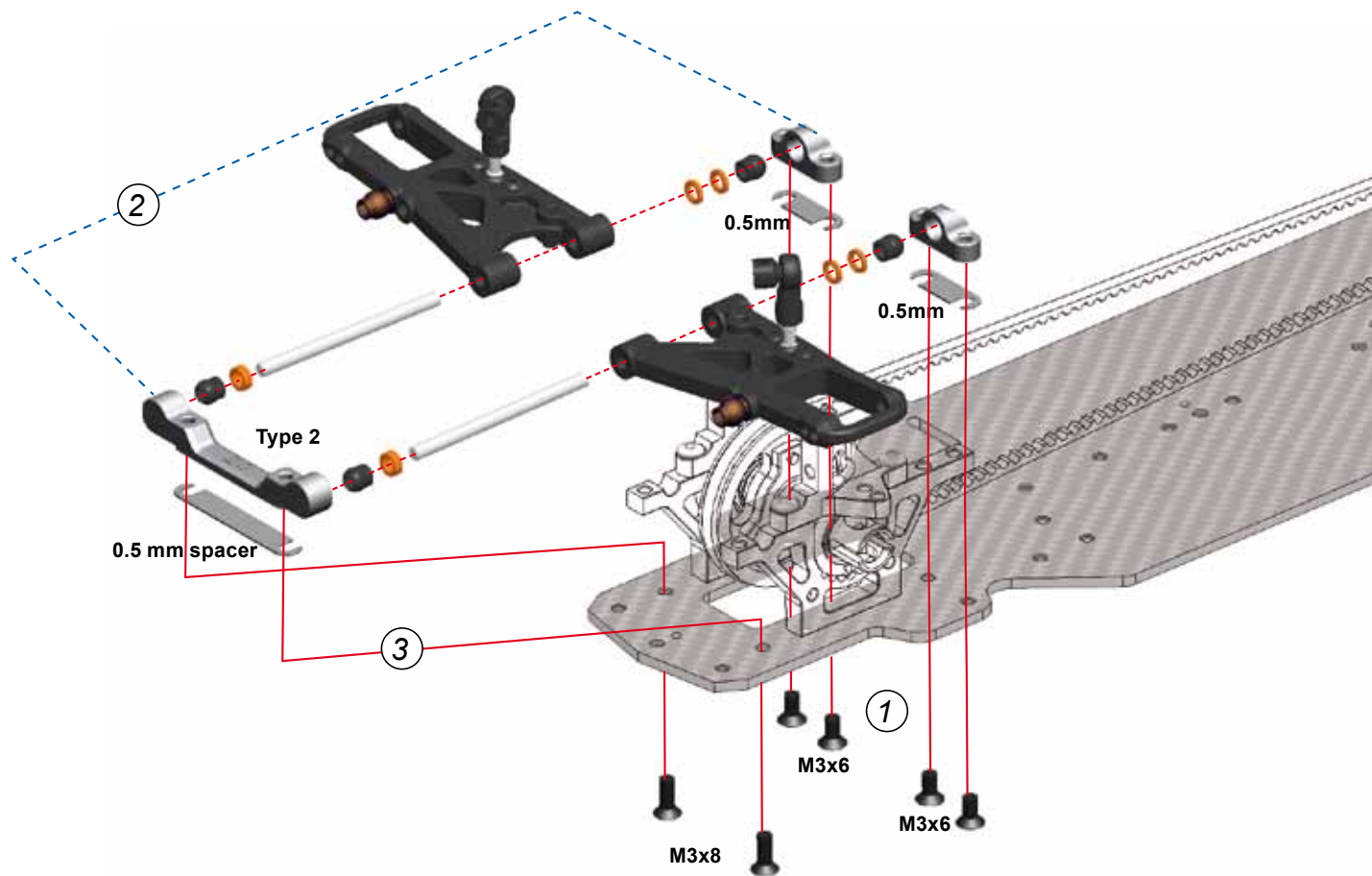
3



A

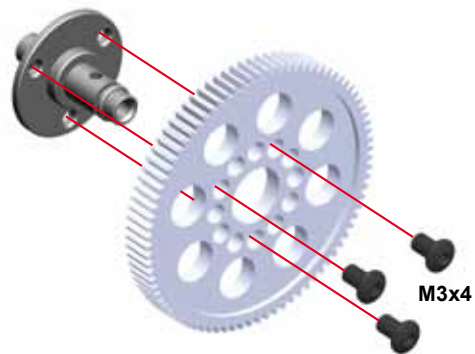
17





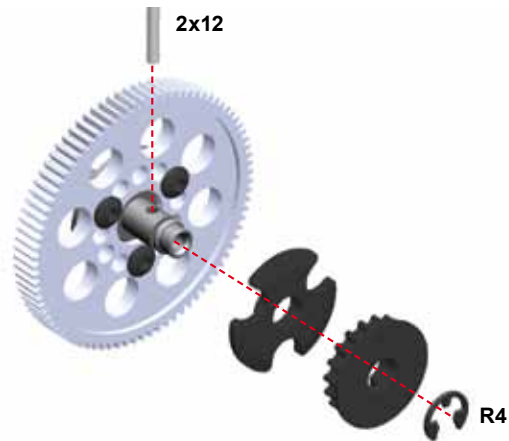
A

19



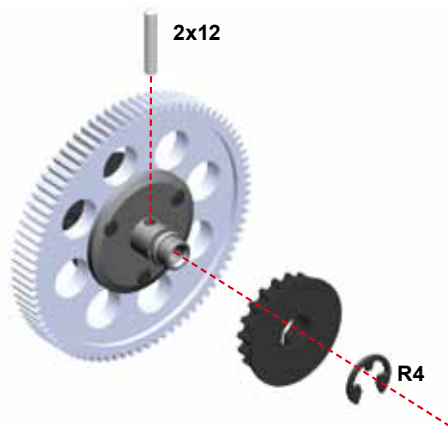
A

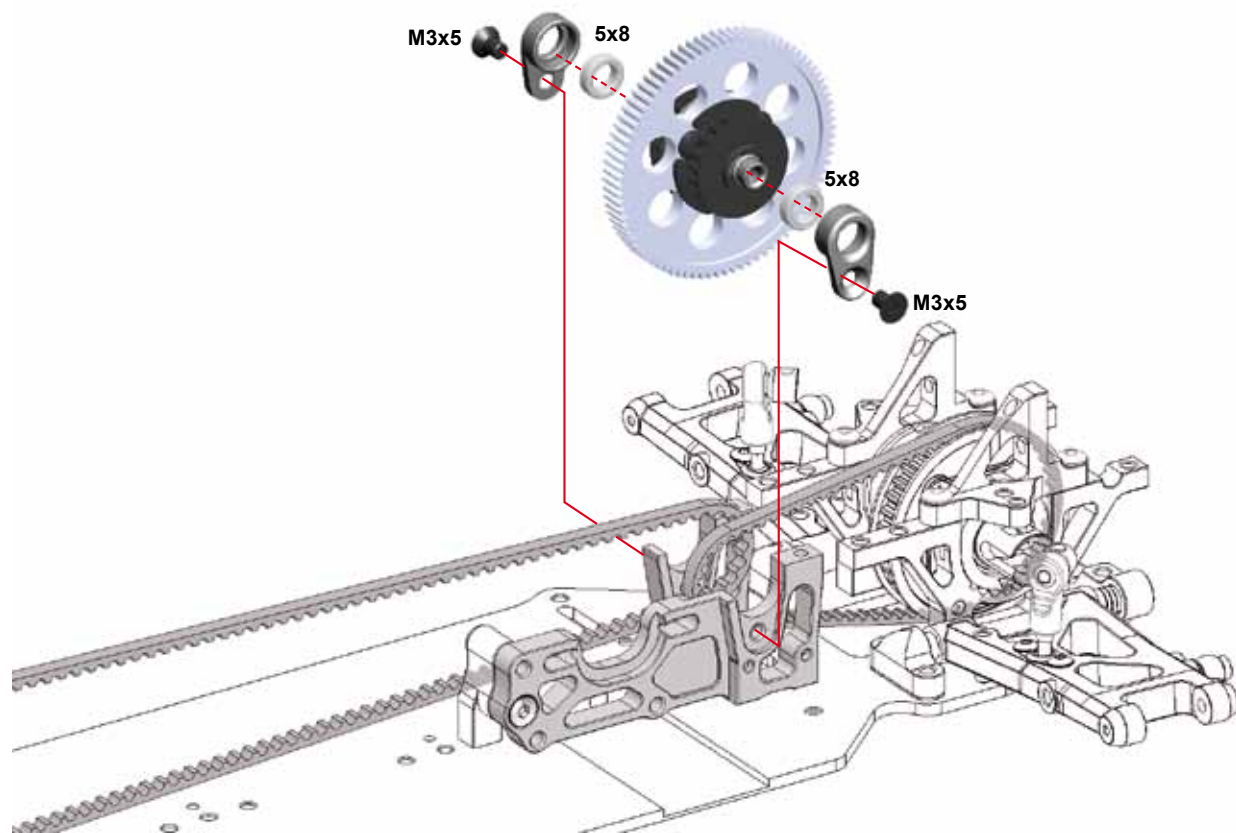
20



A

21



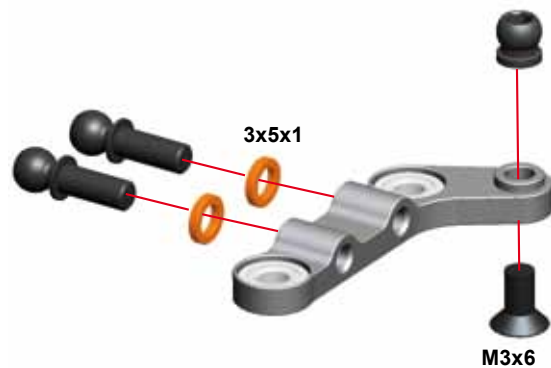


A

23

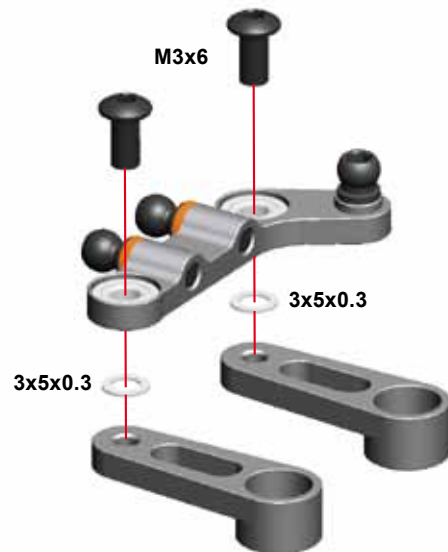
BAG

4



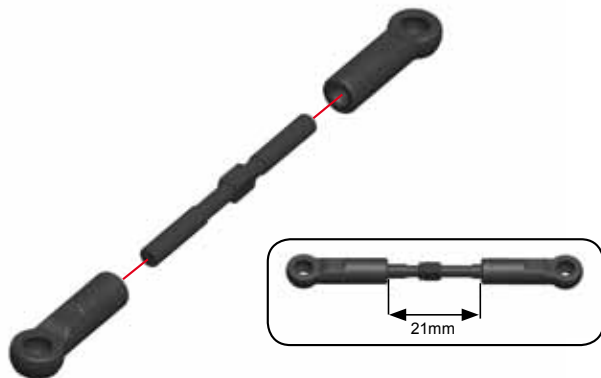
A

24



A

25



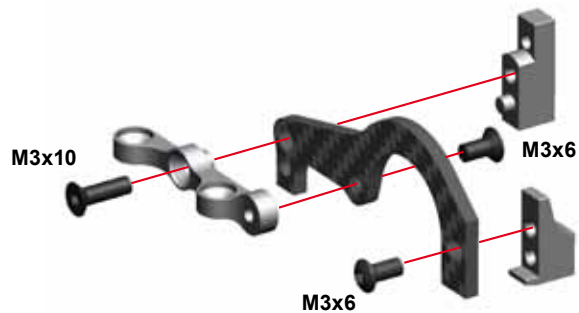
A

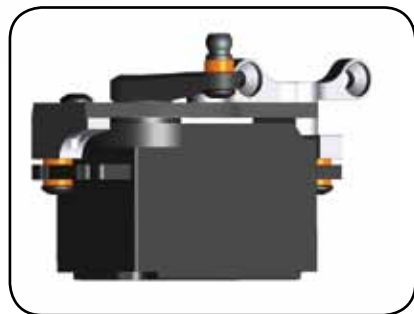
26

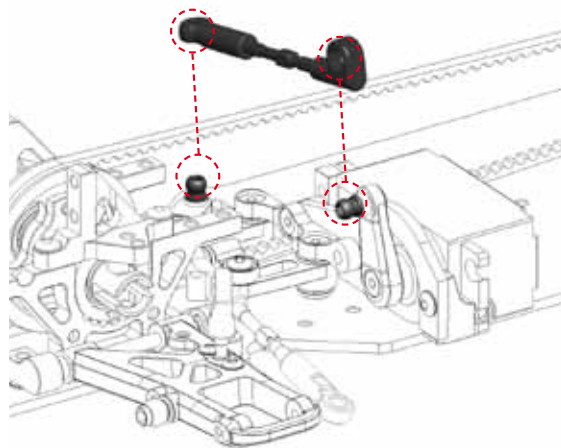

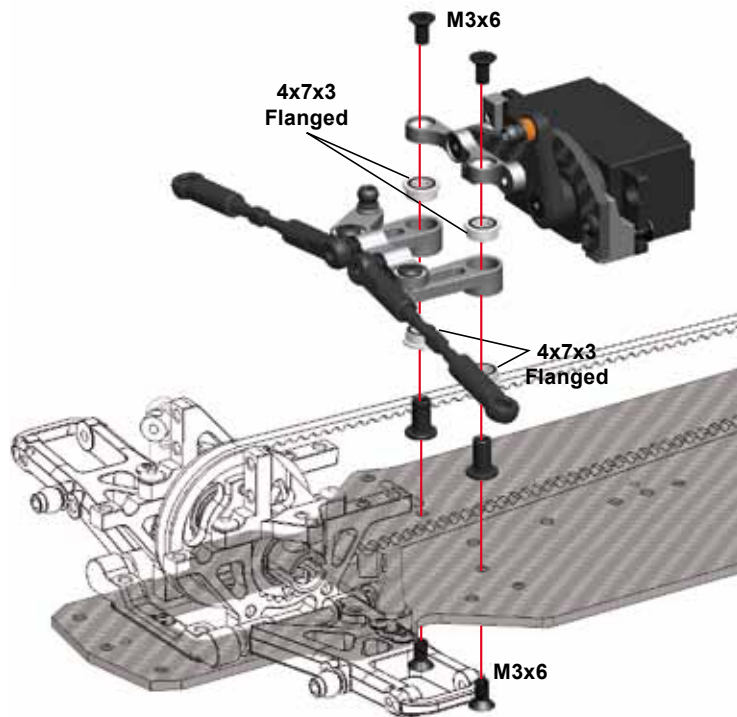


A

27





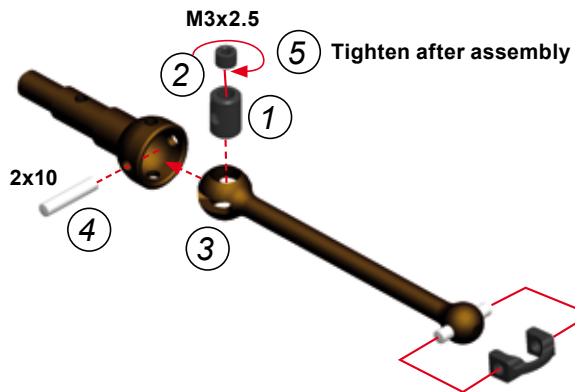


A

32

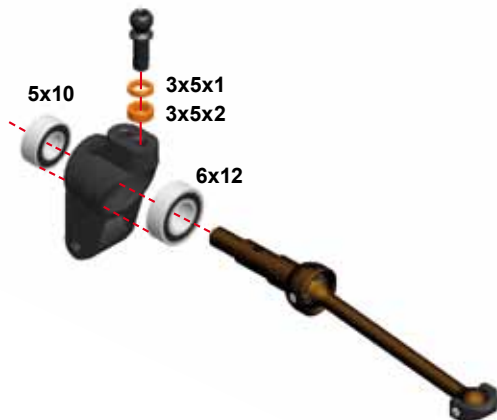
BAG

5



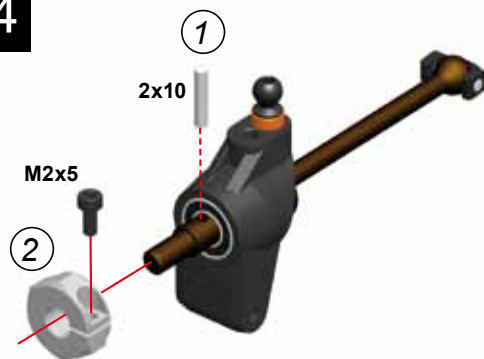
A

33

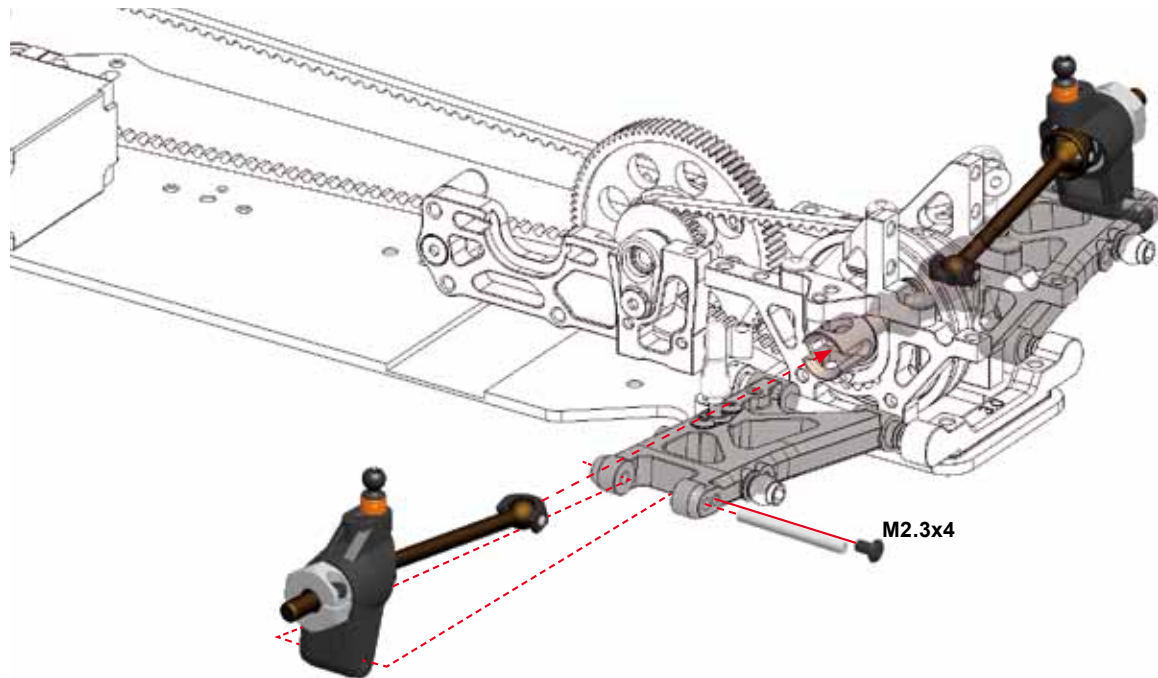


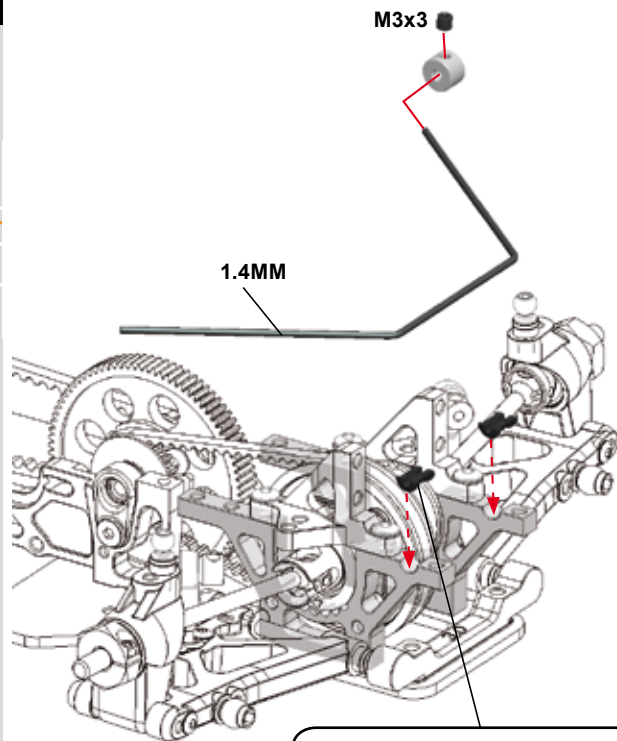
A

34

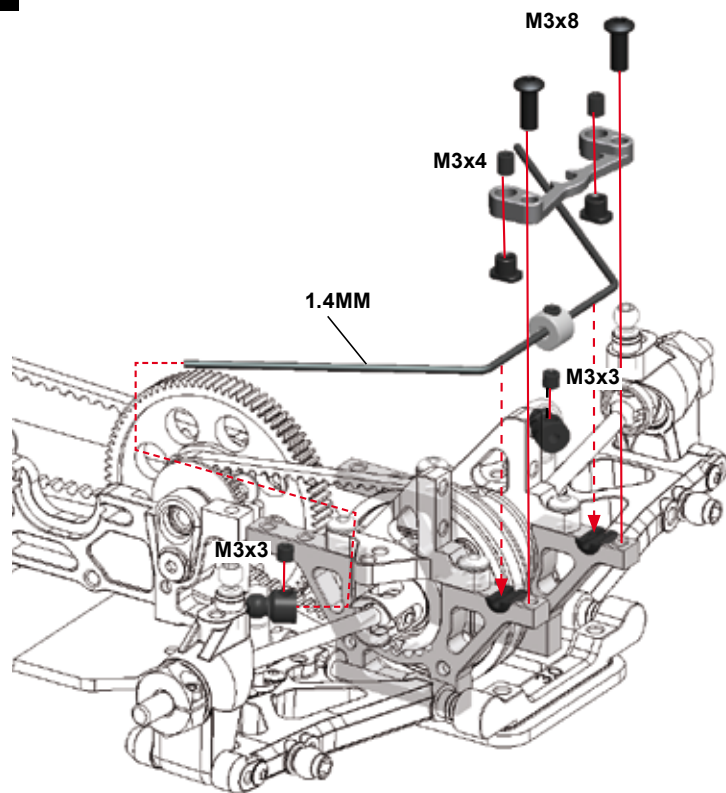


24

**M2.3x4**

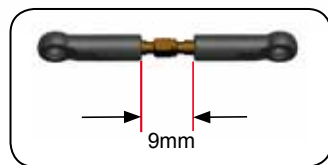


TIP
Make sure to use correct size
nylon wire-insert for anti-roll bar



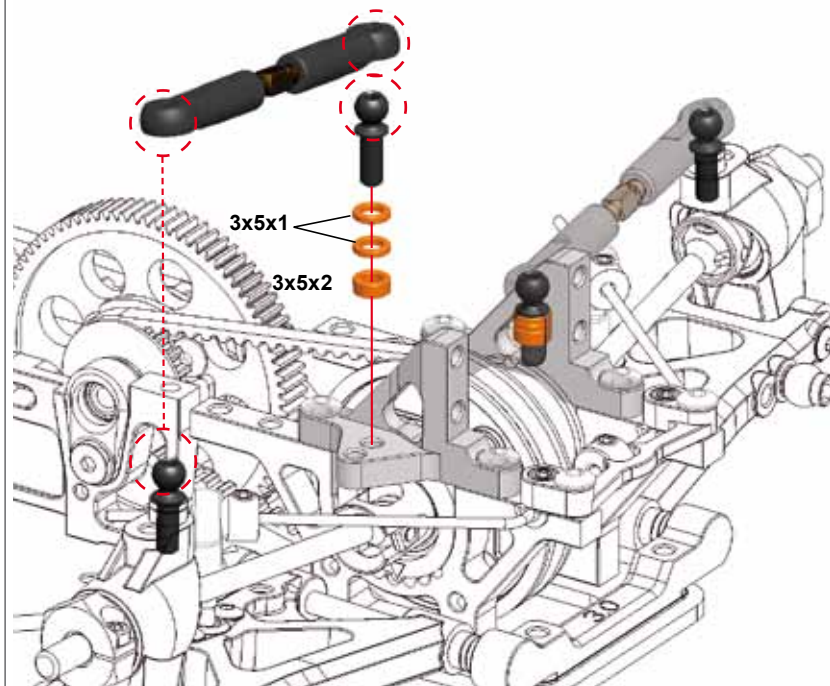
A

38



A

39



2.0



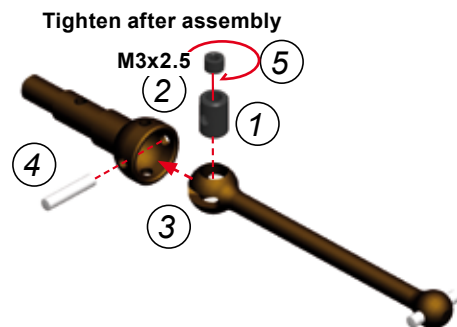
27

A

40

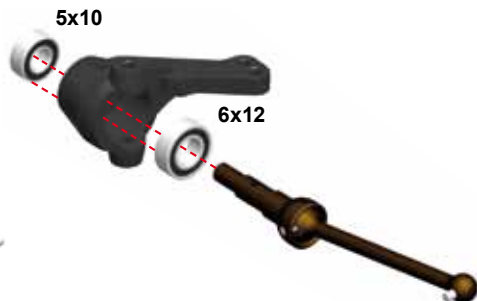
BAG

6



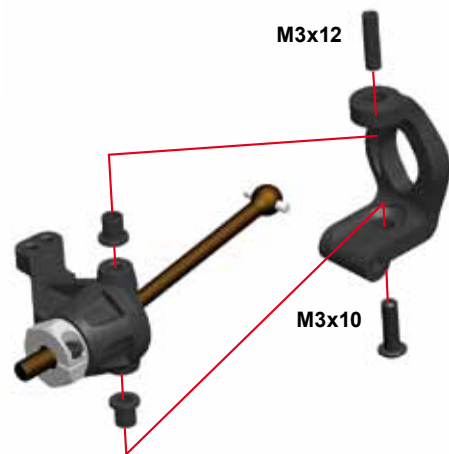
A

41



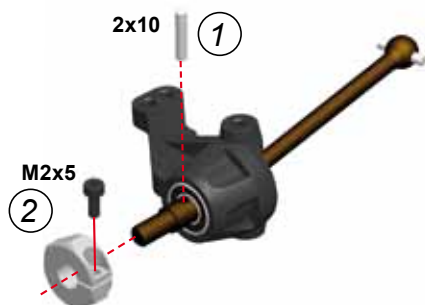
A

42



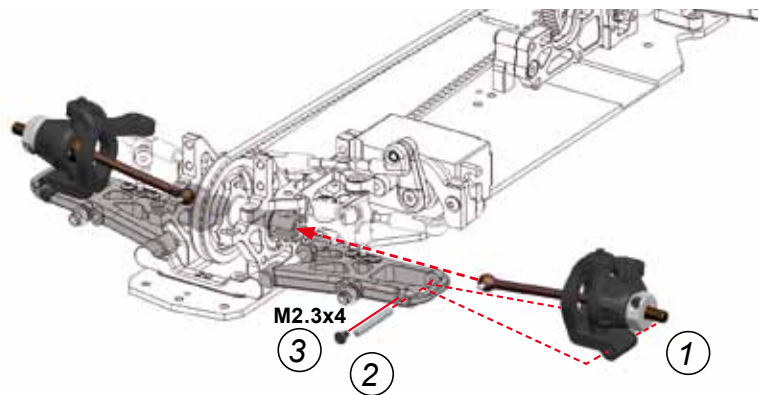
A

43

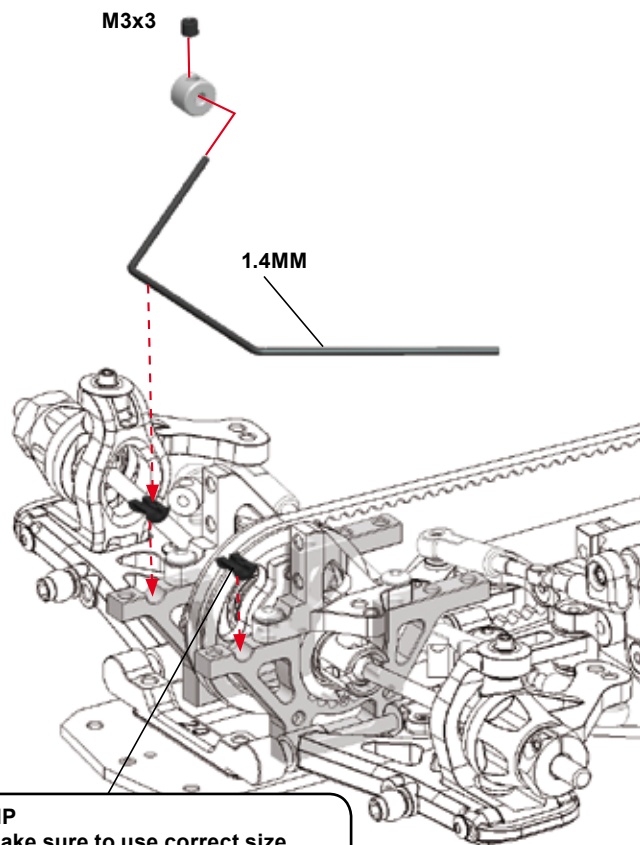


A

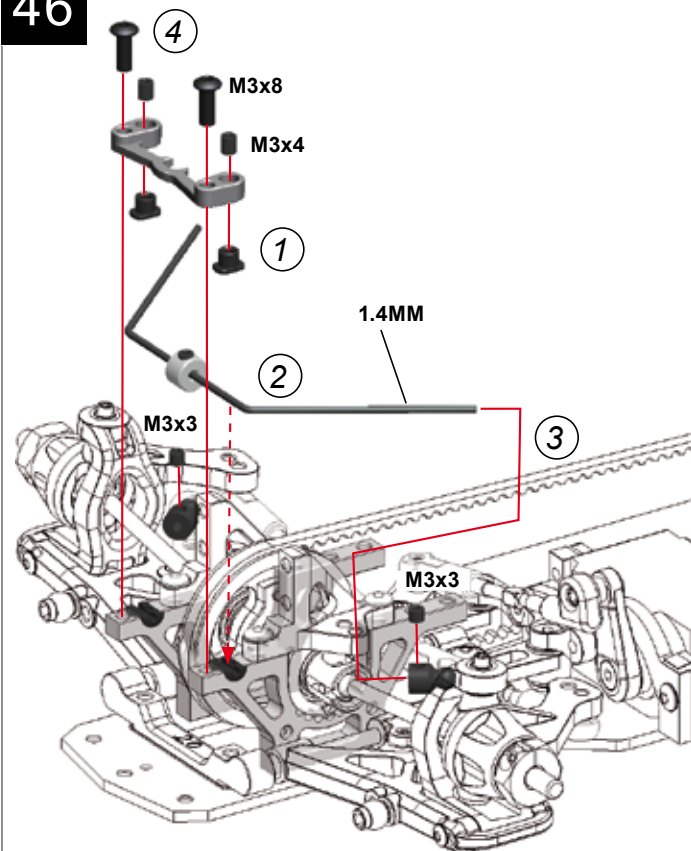
44



28

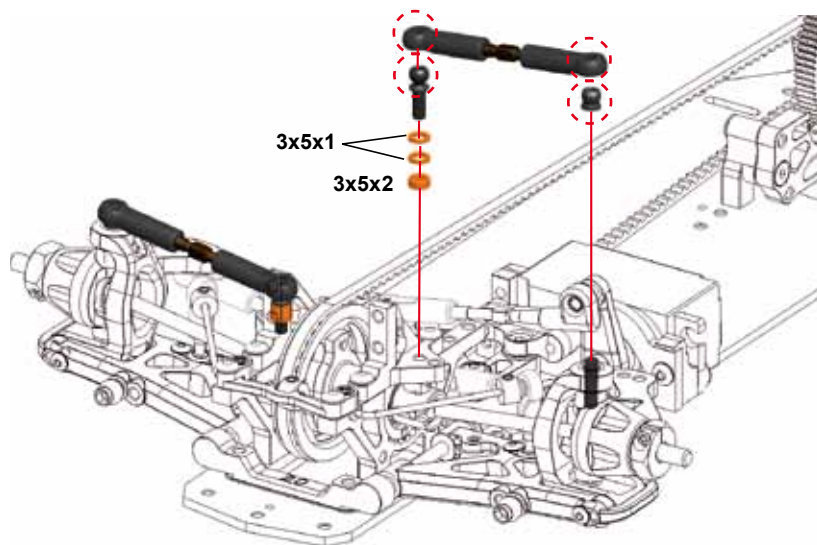
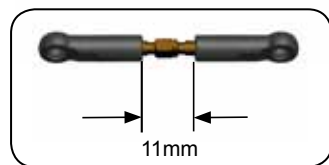


TIP
Make sure to use correct size
nylon wire-insert for anti-roll bar



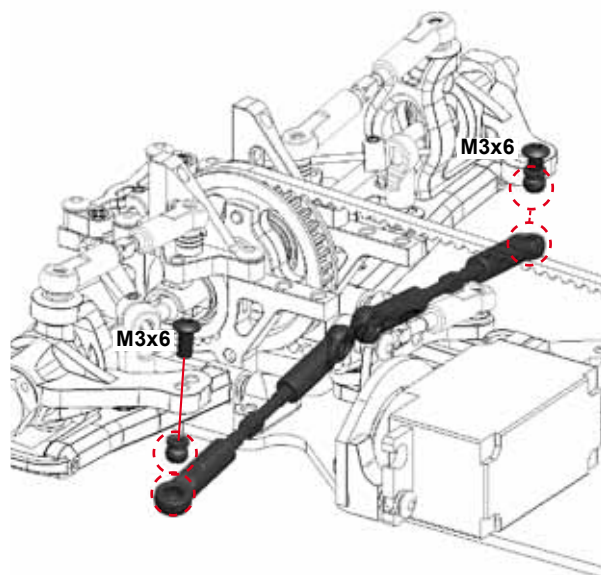
A

47



A

49



A

50

SHOCK
BAG

A

53



Pull shockrod to bottom position before to fill the shock body with the supplied shock absorber oil.


BLEEDING

Let the oil settle and allow the air to escape

A


51

Check set-up sheet for piston type



A

52



A

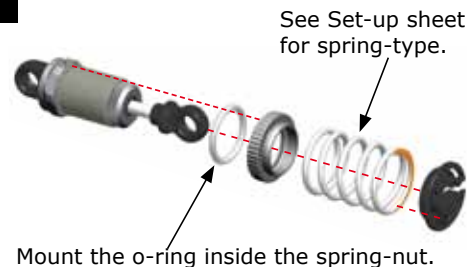
54



After assembly ensure you can push the piston all the way in (top of balljoint should hit the shock-bottom). If not, then re-open the shock and let some oil bleed out, and repeat the steps. Allow some 'rebound' on the shockshaft, around 4mm is normal.

A

55

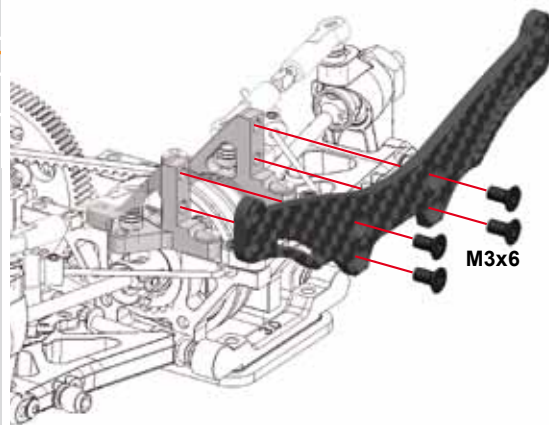


A

56

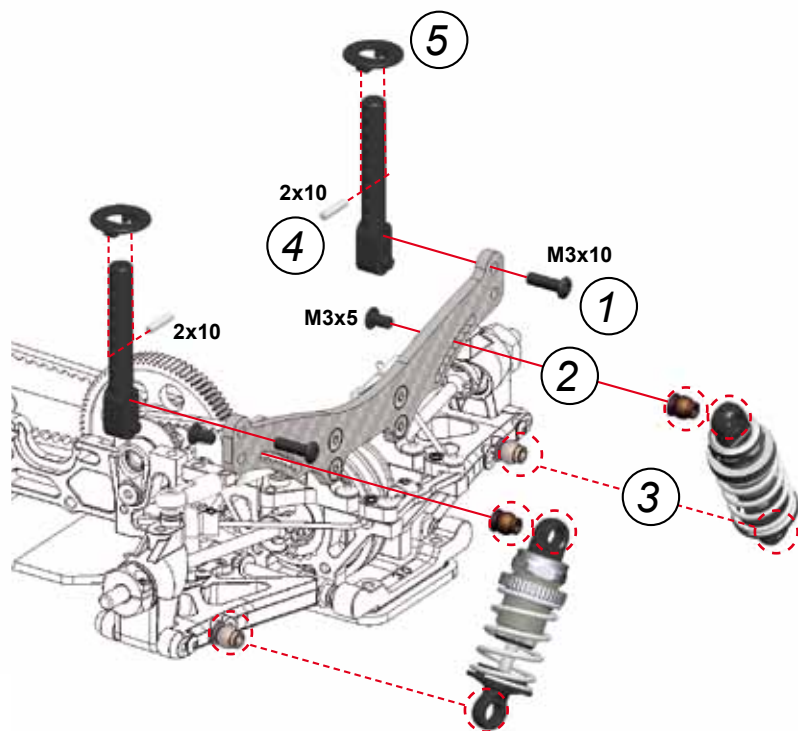
BAG

7



A

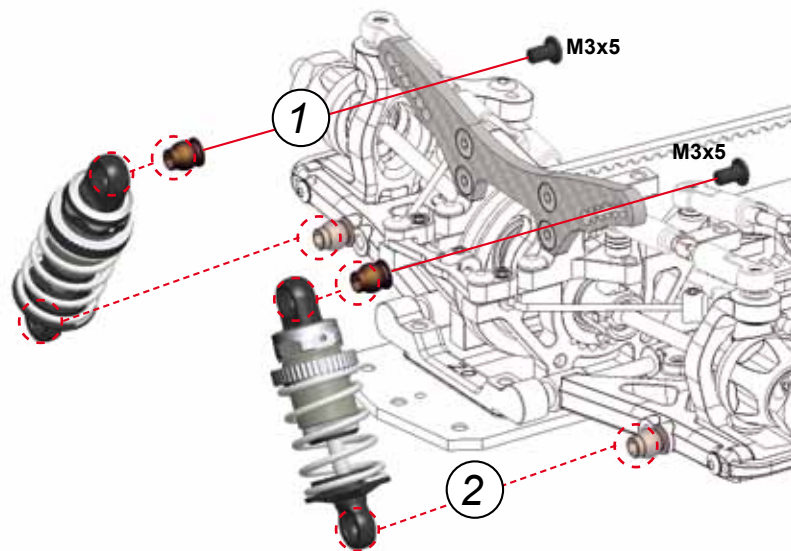
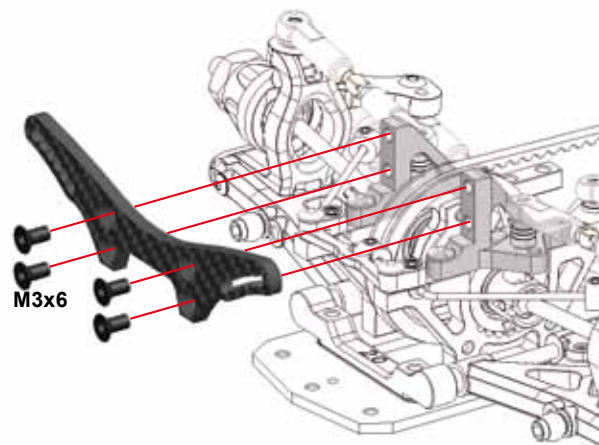
57

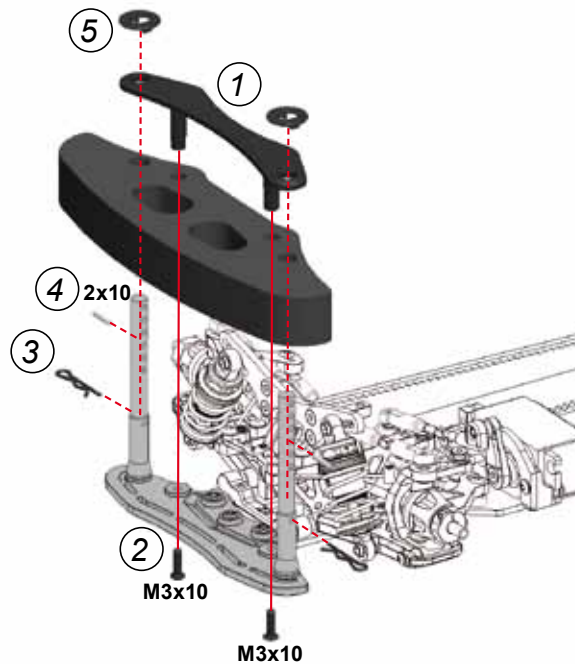
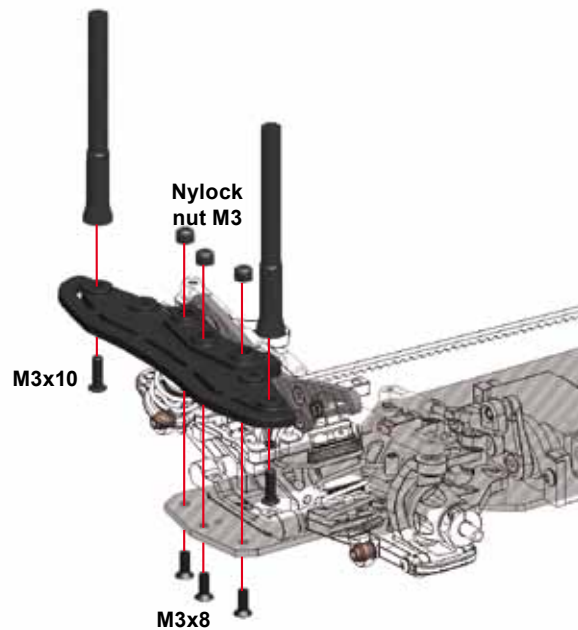


20



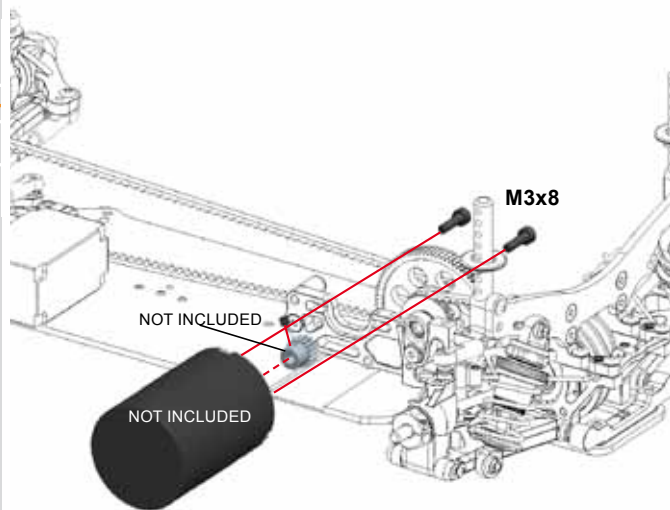
32





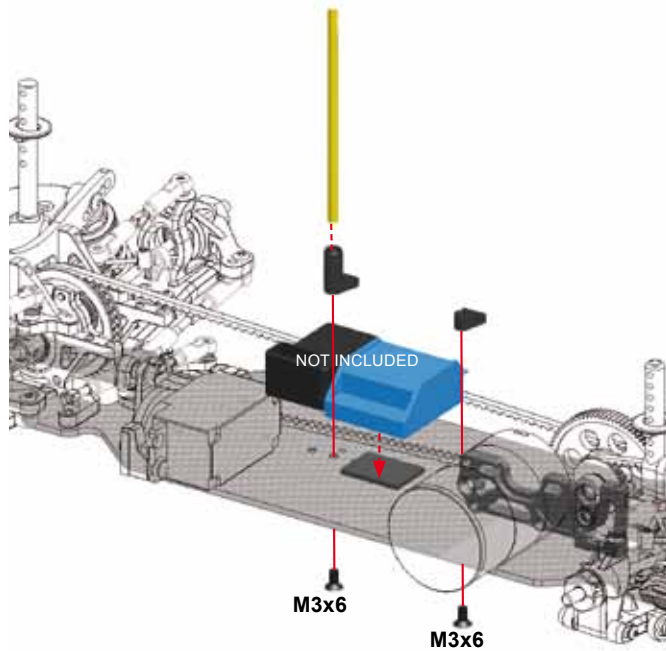
A

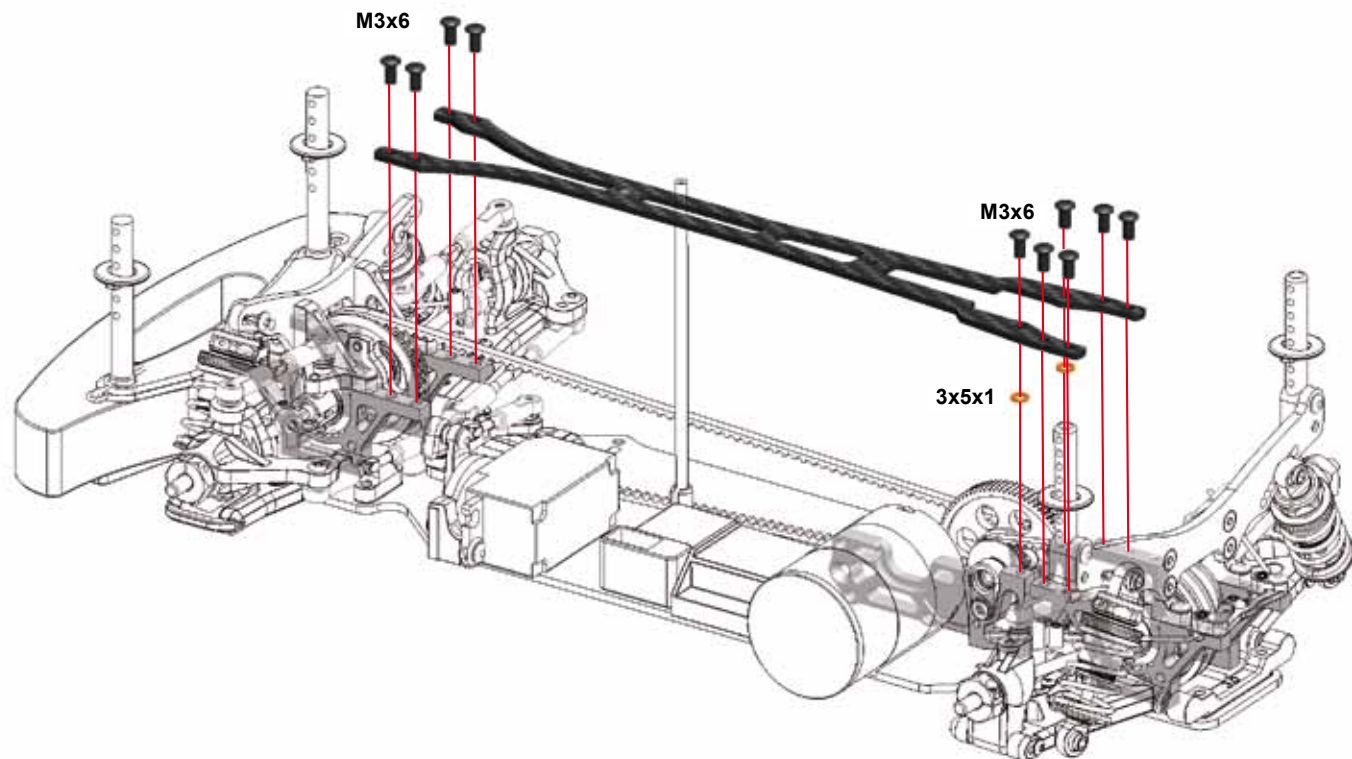
62

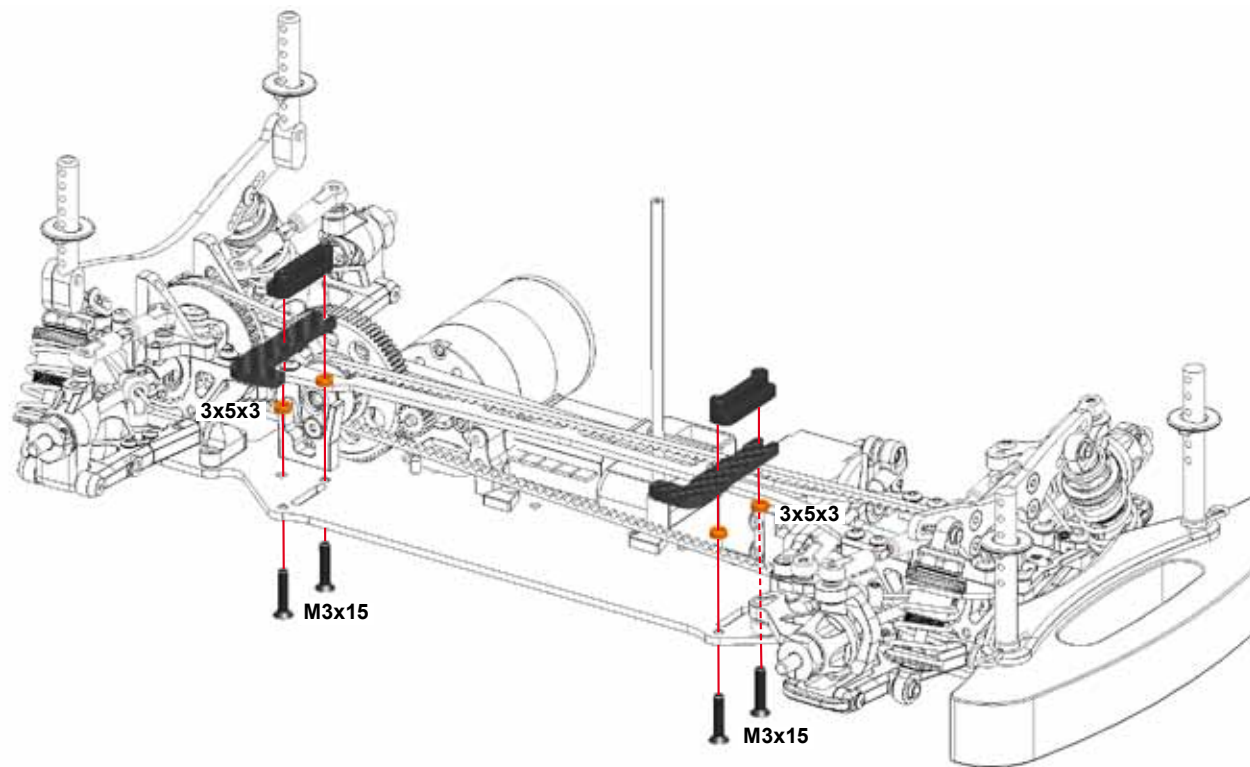


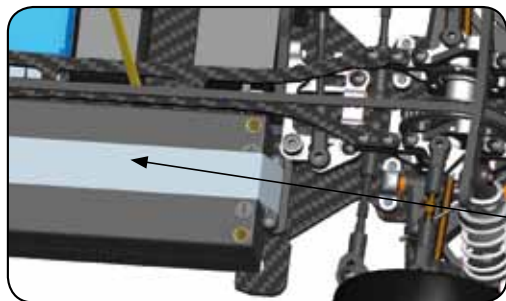
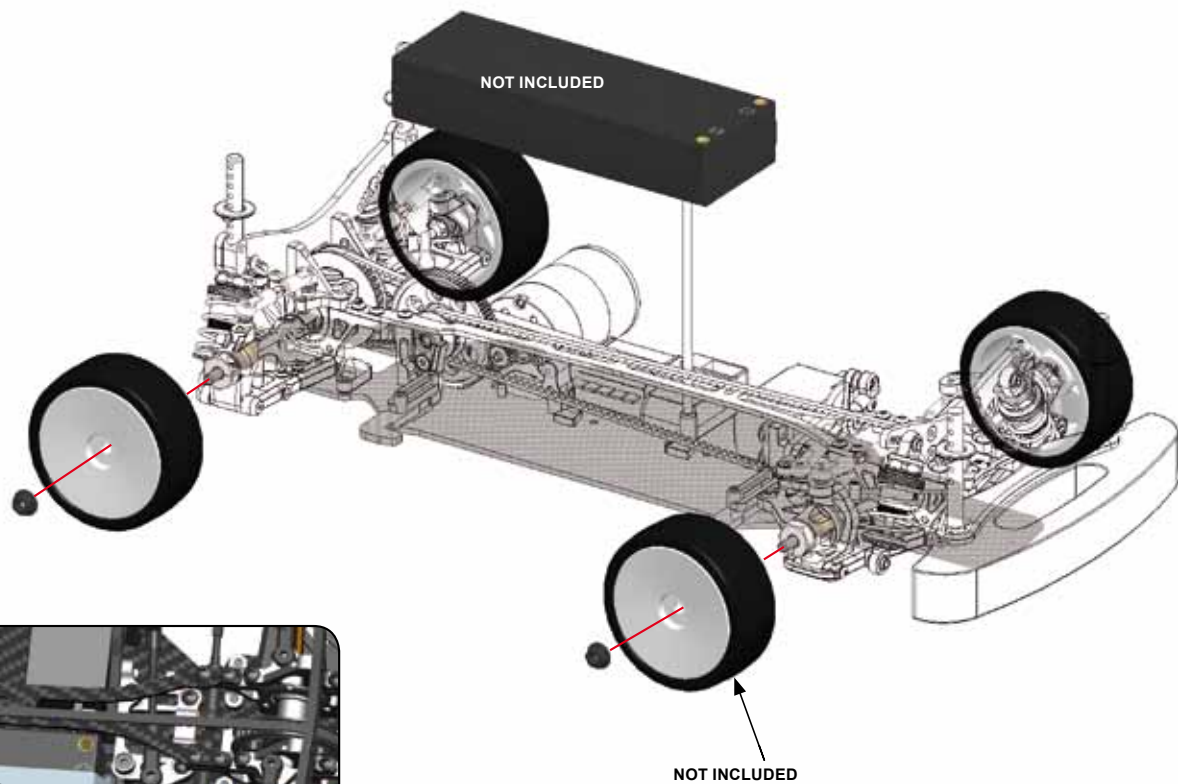
A

63



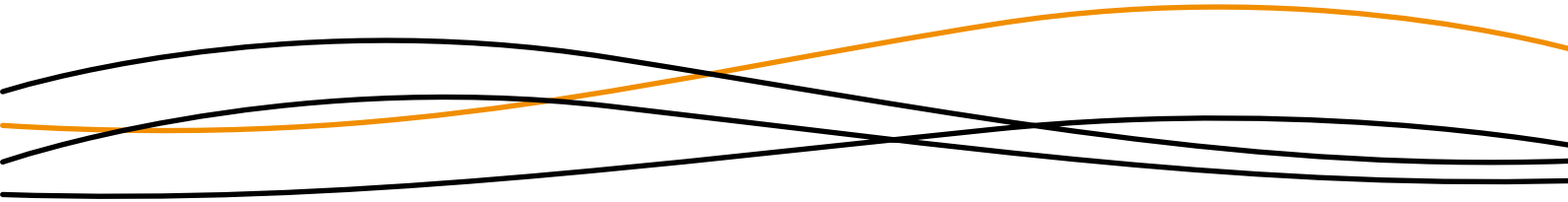


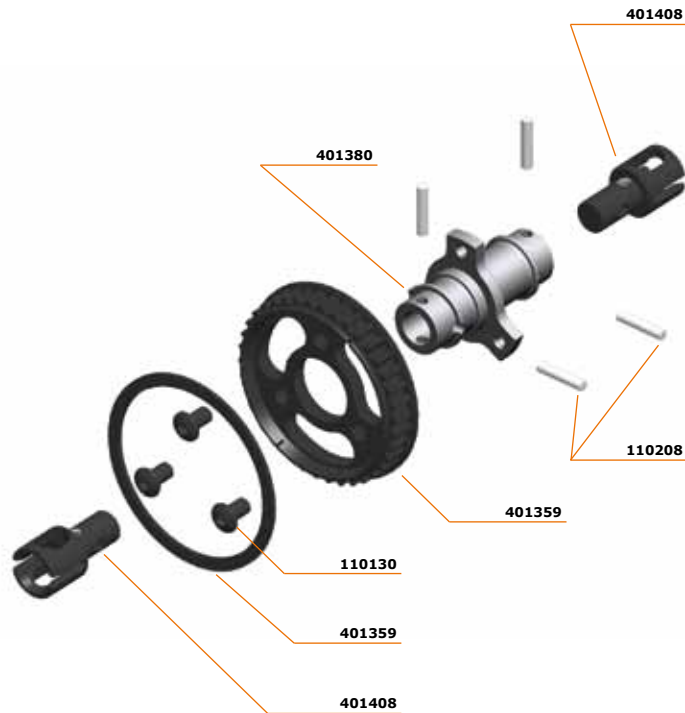
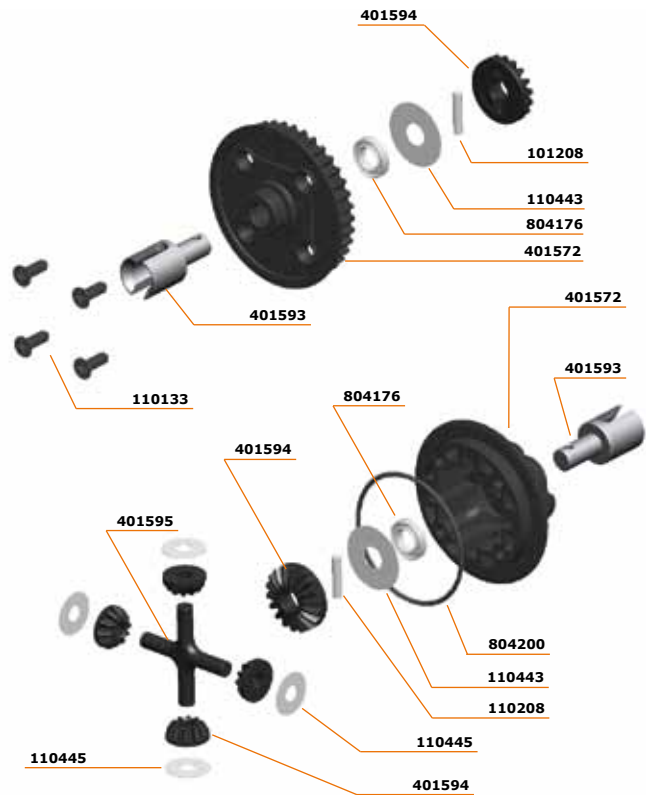




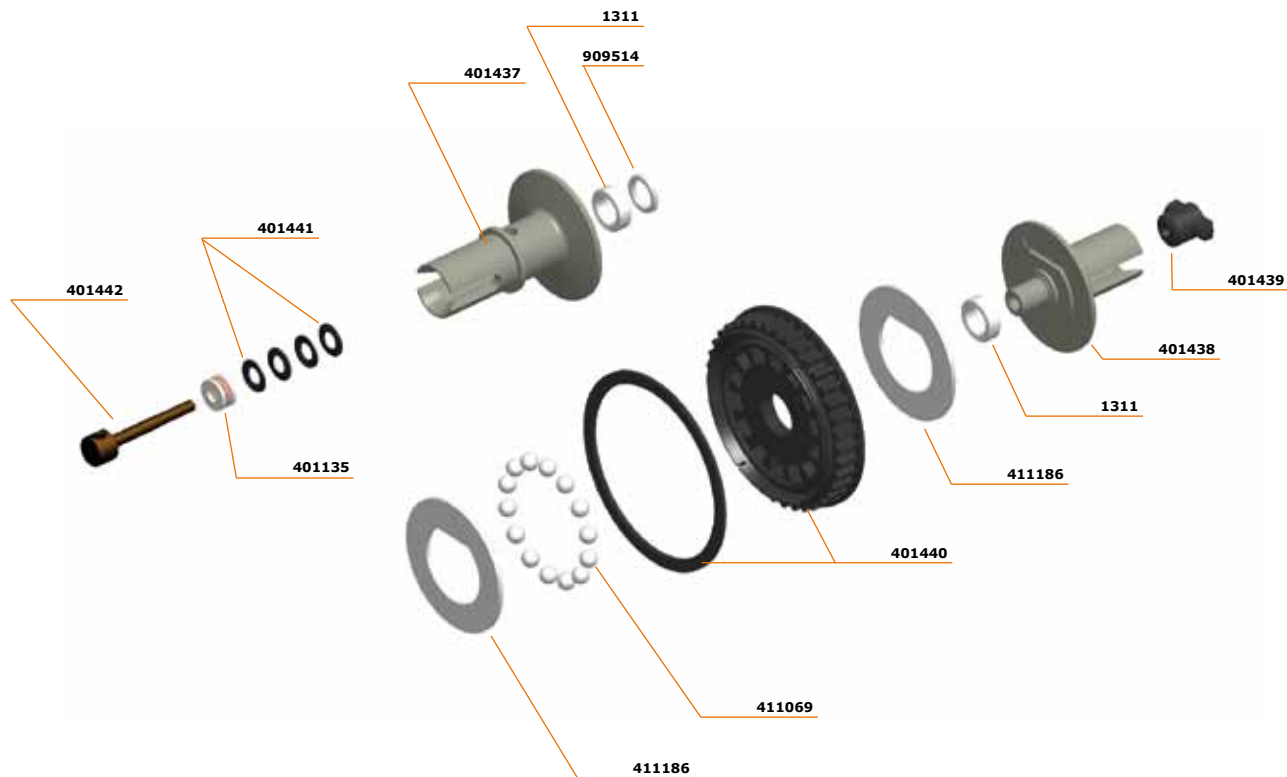
GLASS TAPE
NOT INCLUDED

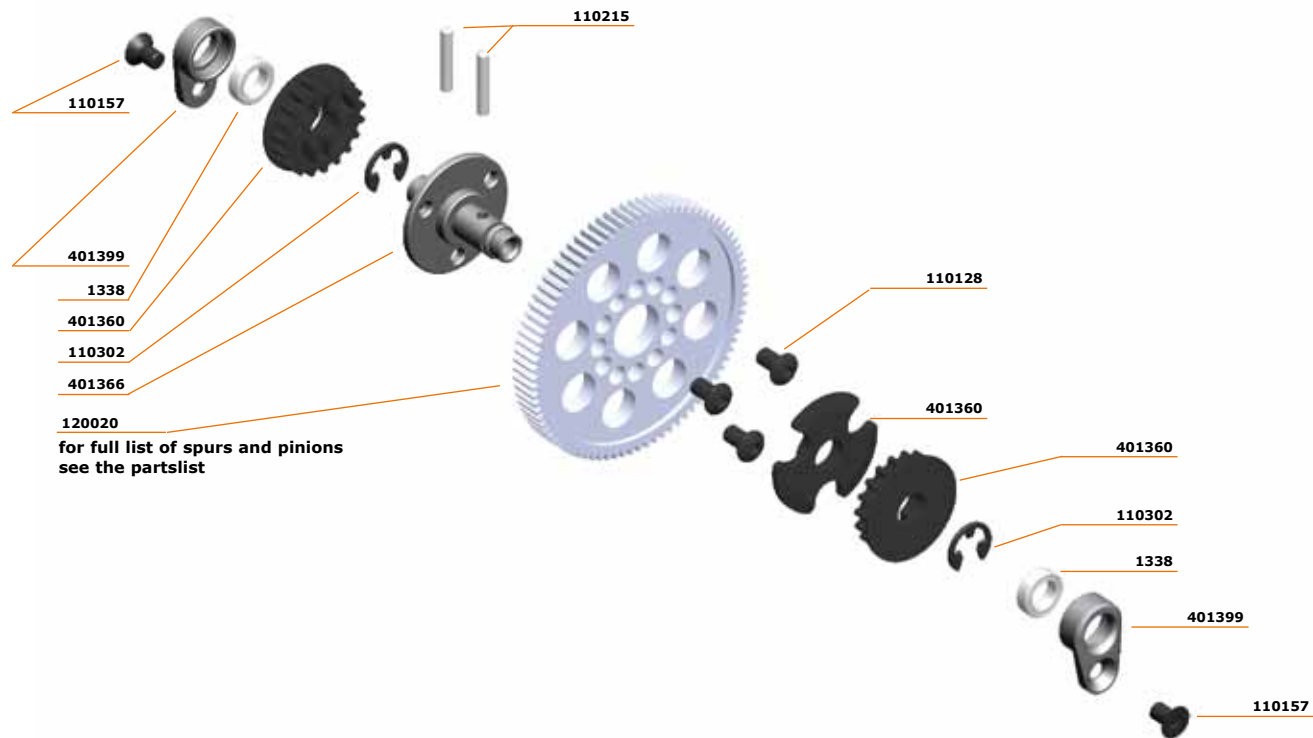
REFERENCE GUIDE

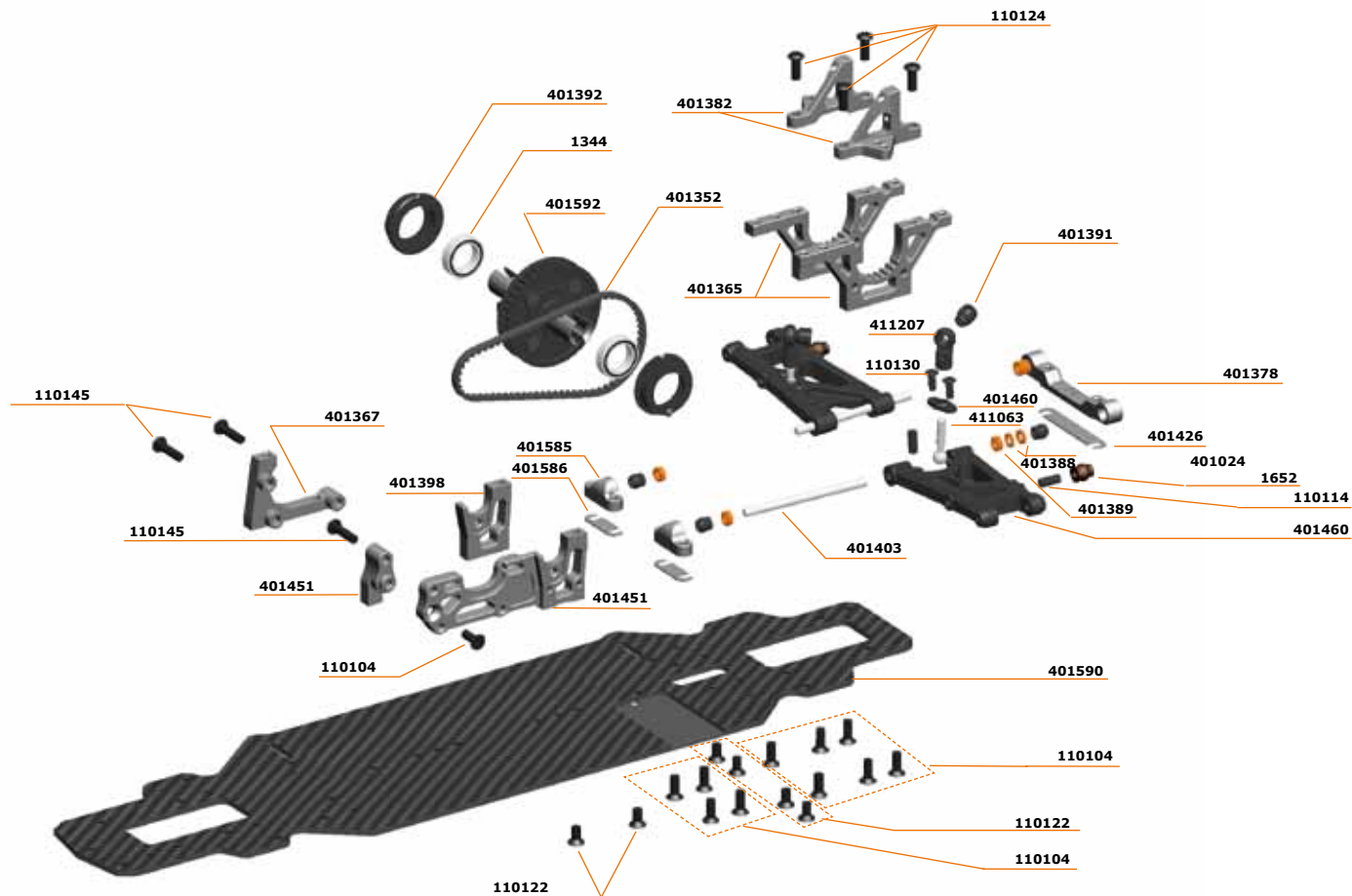


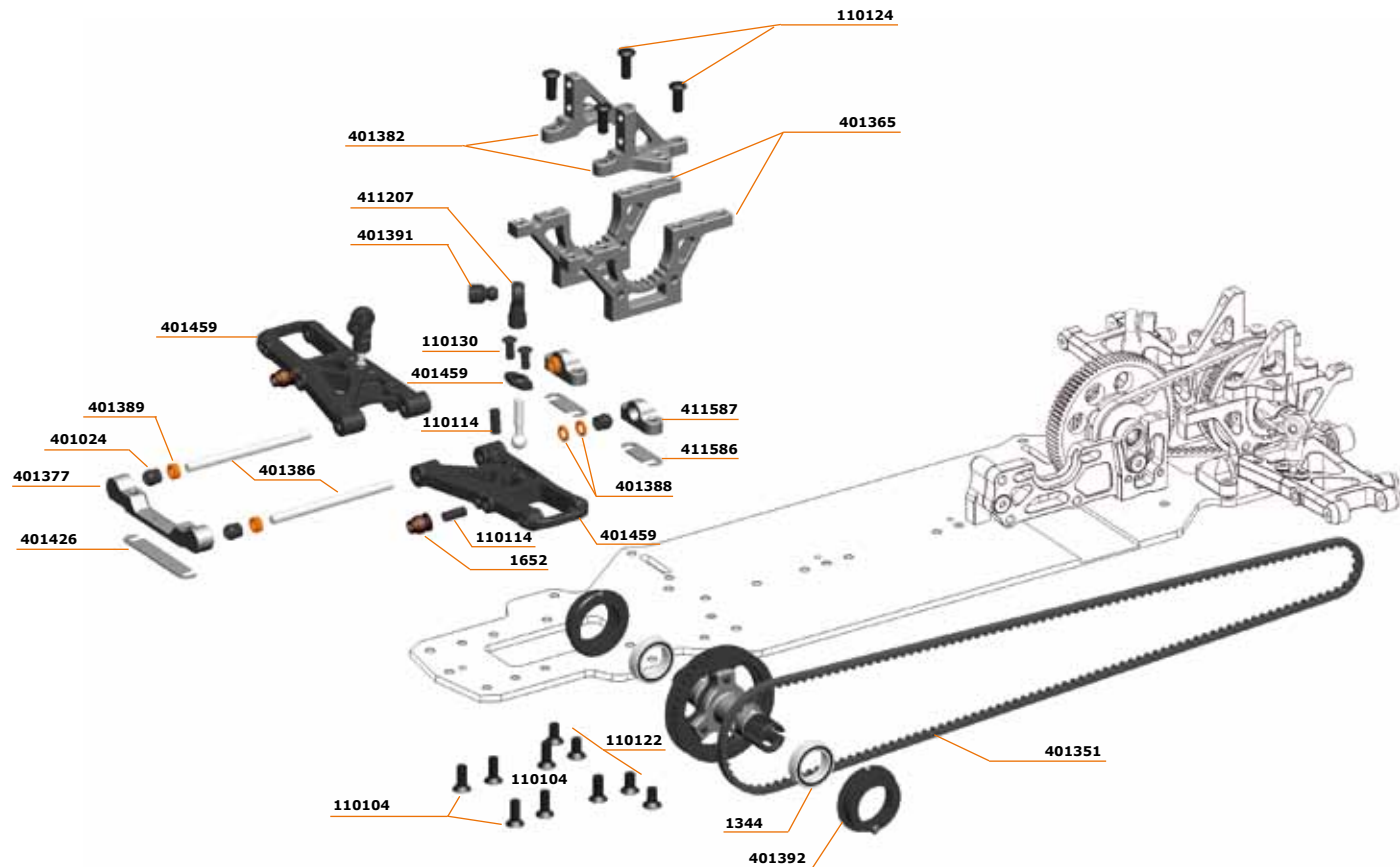


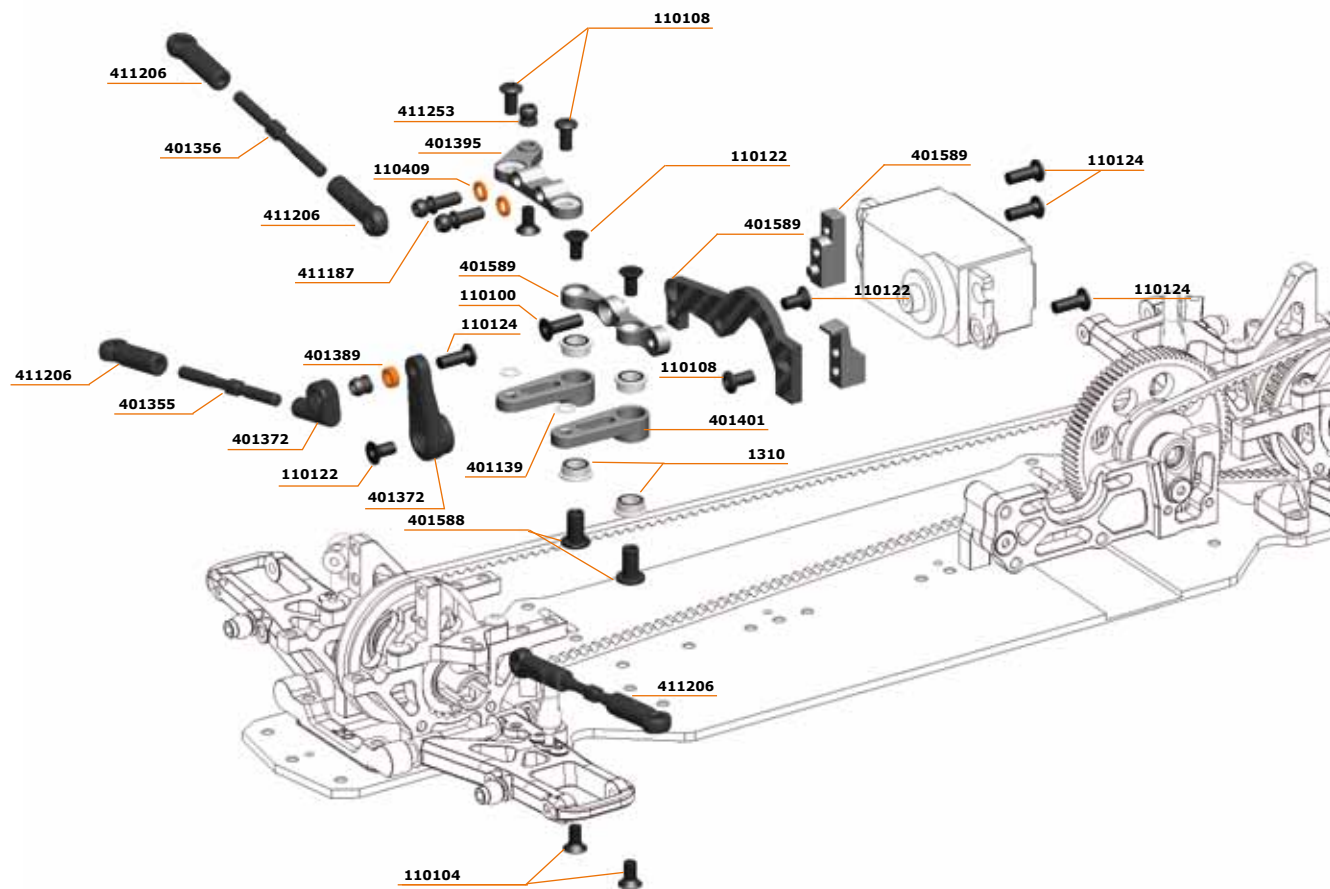
OPTIONAL

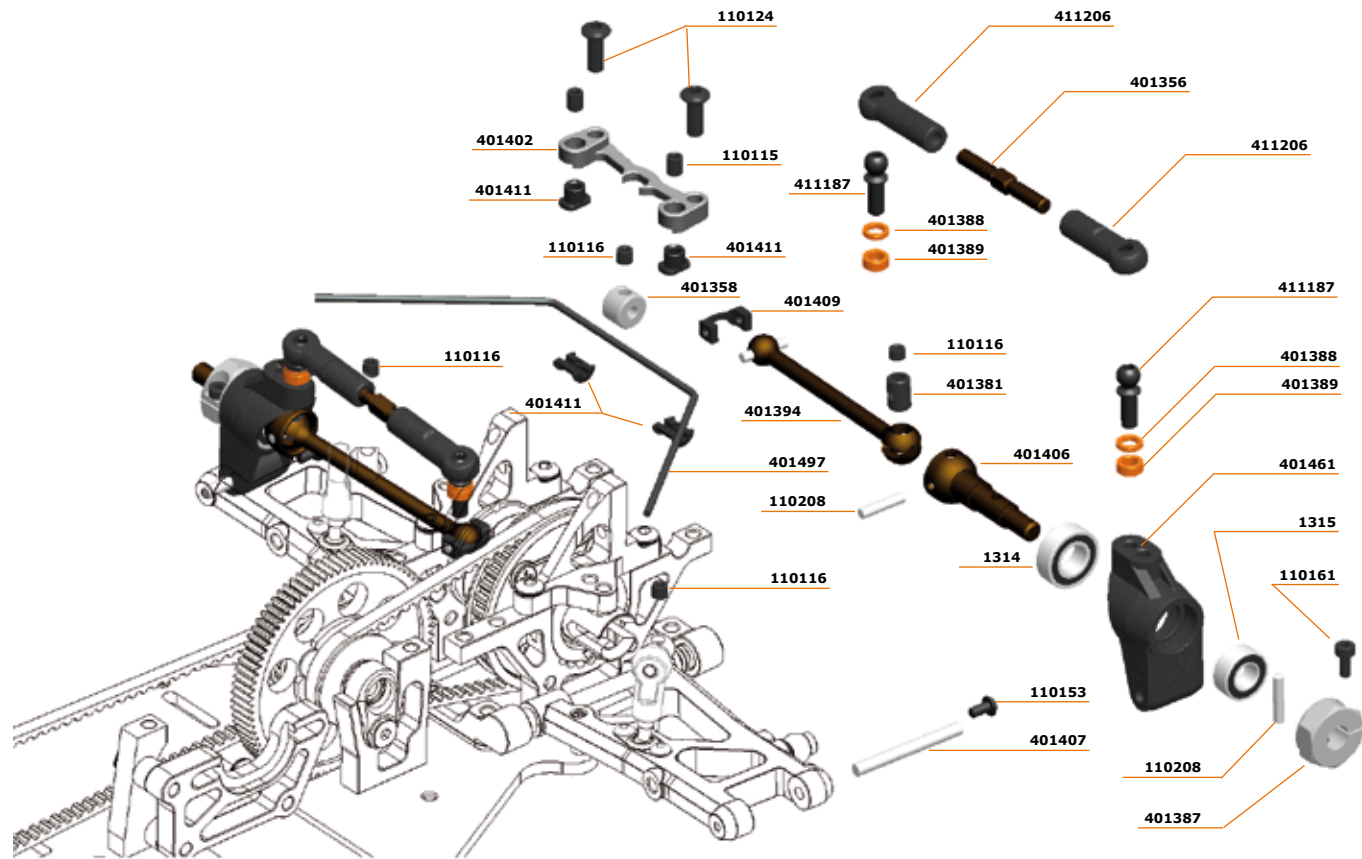


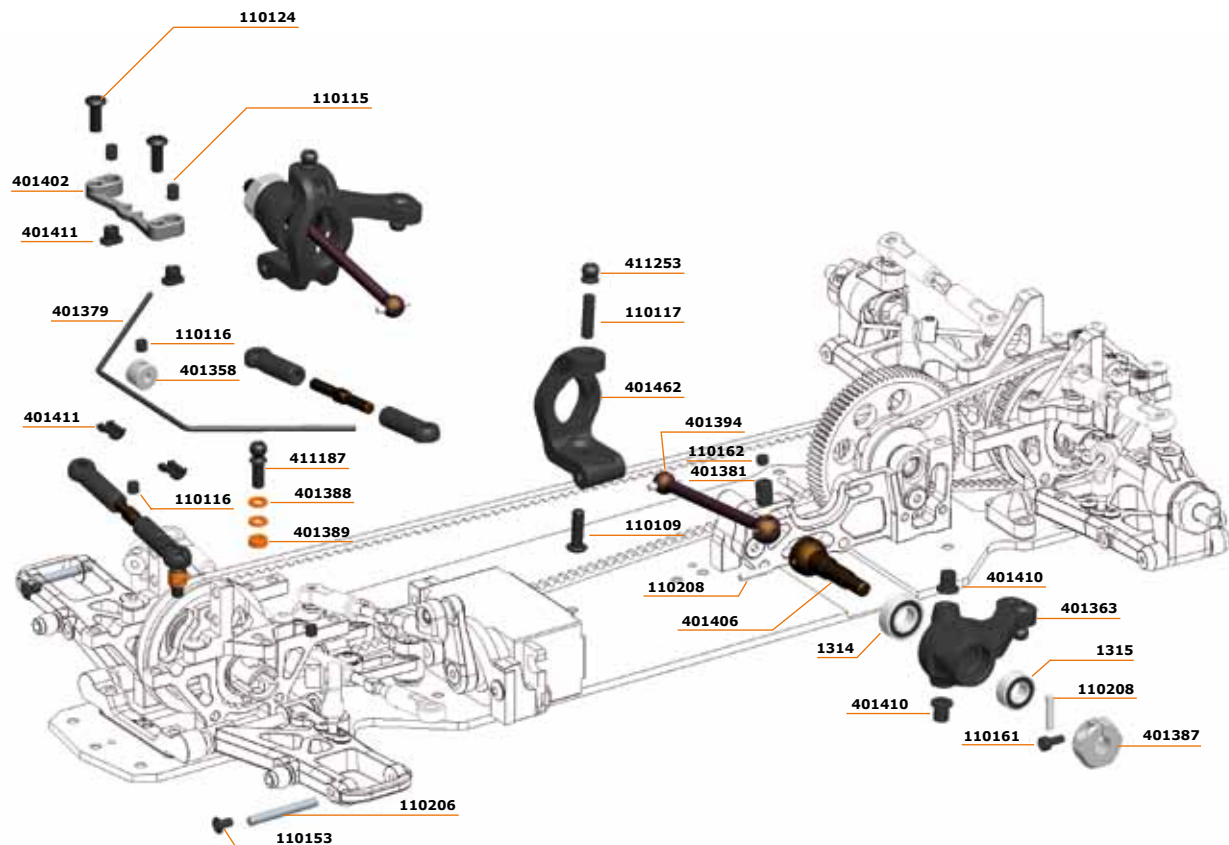


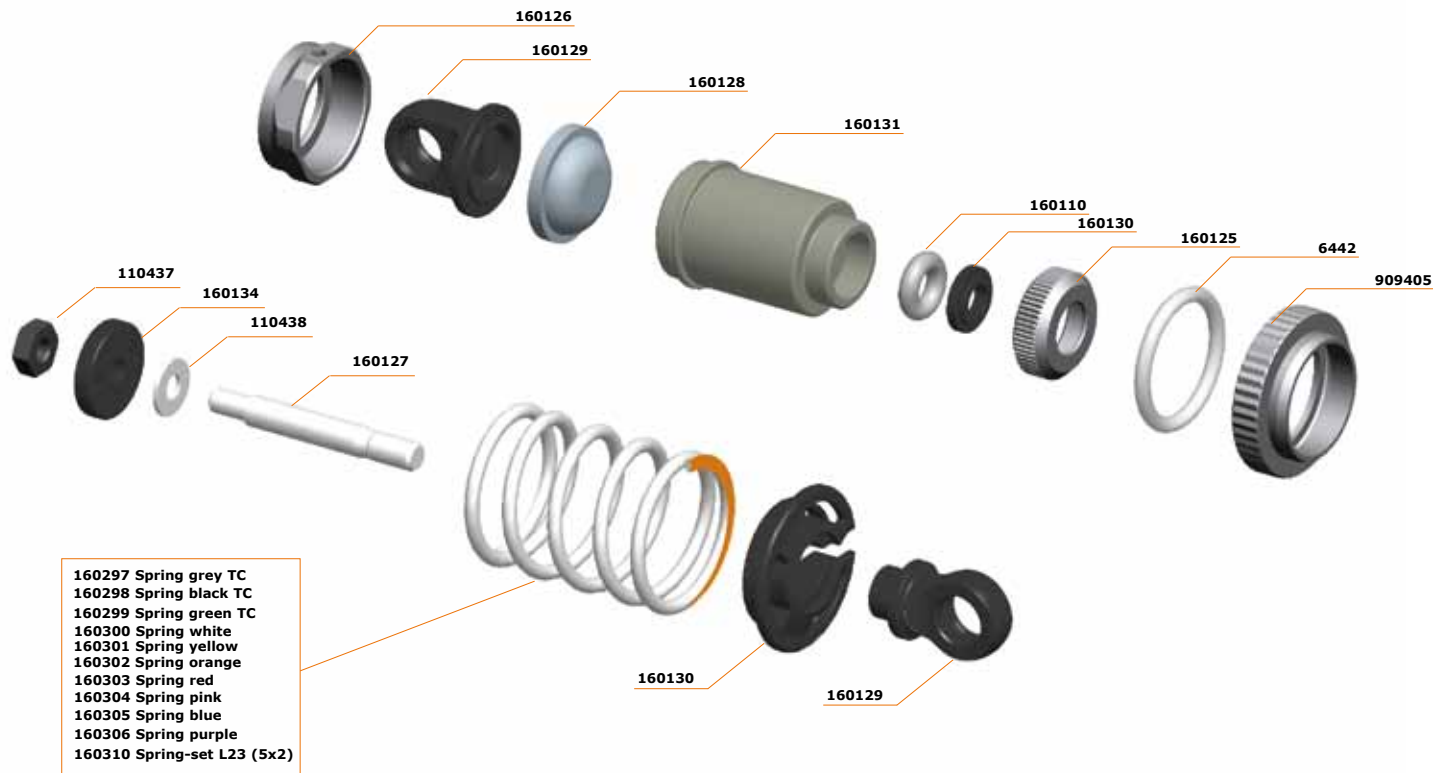


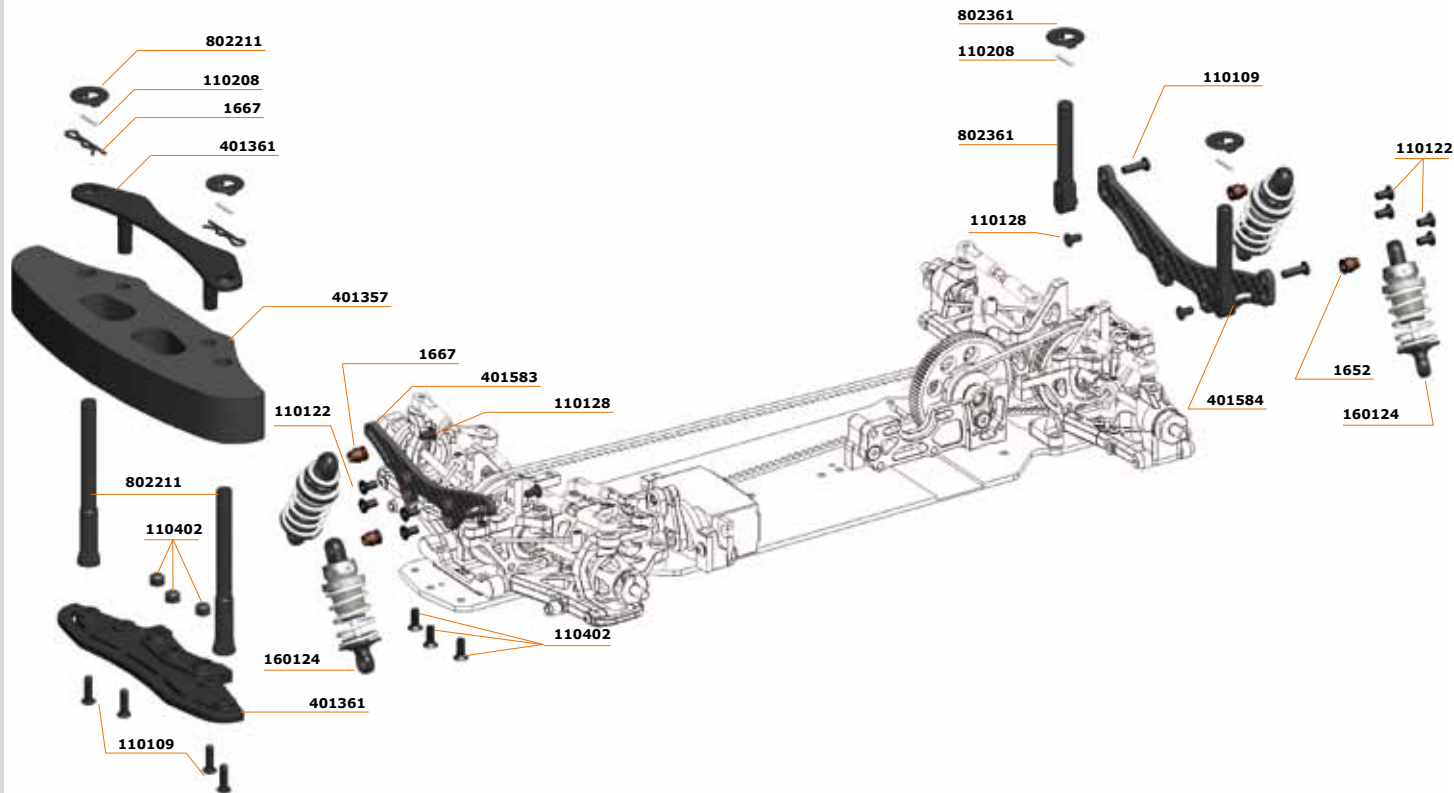


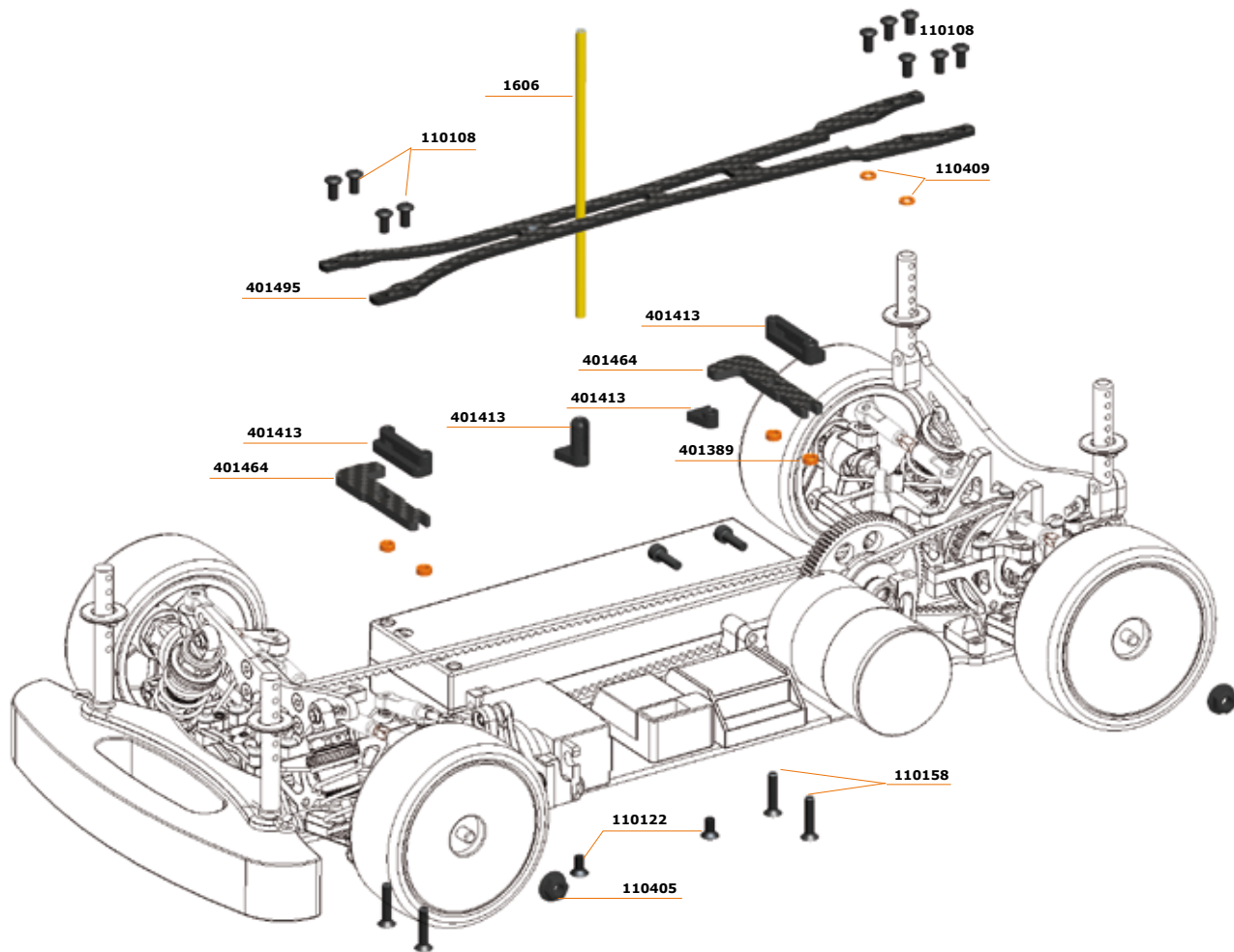












400013 SERPENT 411 2.0 1/10 EP Touringcar

MANUAL AND DECALS

- 401435 Decalsheet S411 black-white (2)
- 401456 Decalsheet S411 chrome (2)
- 401596 Manual S411 2.0

RADIO INSTALLATION

- 401372 Servo-lever (4)
- 401388 Bushing alu 3x5x1 (10)
- 401589 Servo-mount direct 411 2.0
- 411253 Pivotball uni 4.5mm (4)

SERVO SAVER AND STEERING

- 401355 Trackrod M3x38mm (2)
- 401401 Steering lever (2)
- 401465 Steering rack V2
- 401588 Steering post low steel (2)
- 411206 Balljoint 4.5 (4)
- 411253 Pivotball uni 4.5mm (4)

Optionals

- 401429 Trackrod alu (2)
- 401395 Steering rack alu 1
- 401466 Steering shaft alu (2)
- 401500 Pivotball uni 4.5mm alu (4)
- 401582 Servo-saver 1/10 with inserts 23-24-25

SHOCK ABSORBERS

- 6442 O-ring adj.nut (10)
- 160110 Shock RCM bottom O-ring (8)
- 160124 Shock set RCM-SS (2)
- 160125 Shock RCM-SS bottom (2)
- 160126 Shock RCM-SS top nut (2)
- 160127 Shock RCM-SS shaft (2)
- 160128 Shock RCM membrane soft (4)
- 160129 Shock end frame RCM-SS (4+4)
- 160130 Shock spring support + bushing RCM-SS (4+4)
- 160131 Shock RCM -SS body alu (2)

- 160134 Shock pistons set RCM (2x4)
- 909405 Shock adj nut alu +o-ring (4)

Optionals

- 160107 Shock RCM membrane (4)
- 160132 Shock bushing delrin RCM -SS (4)
- 160133 Shock shaft Tin coated RCM-SS (2)

SHOCK SPRINGS

- 160297 Spring grey short (2.6/14.8) TC (2)
- 160298 Spring black short (2.9/16.5) TC (2)
- 160299 Spring green short (3.5/19.9) TC (2)
- 160300 Spring white L23 (2.3/13) (2)
- 160301 Spring yellow L23 (2.8/16) (2)
- 160302 Spring orange L23 (3.4/19.5) (2)
- 160303 Spring red L23 (4.1/23.5) (2)
- 160304 Spring pink L23 (4.0/28) (2)

CHASSIS

- 401495 Topdeck carbon 411 2mm flex
- 401590 Chassis carbon 2.25

Optionals

- 401374 Topdeck carbon 2mm
- 401431 Topdeck carbon 2.5mm
- 401563 Topdeck carbon 1.75mm
- 401591 Chassis carbon hard 2.0

BODYMOUNTS FR AND RR

- 802211 Bodymount adjustable front (3)
- 802361 Bodymount adjustable rear (2)

FRONT SECTION

- 1652 Steel balls 5.8mm long (4)
- 401024 Ball 5mm (10)
- 401356 Camber link M3x26mm
- 401357 Foam bumper
- 401358 Stabi collar (2)
- 401359 Pully solid axle 38T
- 401361 Bumper upper/ lower
- 401363 Steeringblock L+R
- 401365 Bearingblock alu

- 401373 CVD axle set steel (2)
- 401377 Suspension bracket alu 2
- 401379 Antirollbar 1.4mm
- 401380 Solid axle/spool
- 401381 CVD insert (2)
- 401382 Shocktower mount alu L+R
- 401386 Pivot pin front inner (2)
- 401387 Wheelhexagon 1mm offset (2)
- 401388 Bushing alu 3x5x1 (10)
- 401389 Bushing alu 3x5x2 (10)
- 401390 Bushing alu 3x5x4 (2)
- 401391 Antirollbar ball (2)
- 401392 Bearing excenter (4)
- 401394 CVD driveshaft (2)
- 401402 Antirollbar mount alu
- 401404 Suspension spacer 1mm (2)
- 401405 Pivot pin front-outer (2)
- 401406 CVD wheelaxle (2)
- 401410 Bushing steeringblock (4)
- 401411 Antirollbar bushing (16)
- 401459 Wishbone Fr Lw medium (2)
- 401462 C-hub 4 L+R medium
- 401583 Shocktower carbon low front 411
- 401587 Suspension bracket alu 1.0 - 1.0
- 401586 Spacer alu bracket 0.5 (4)
- 411063 Pivot ball threaded upper arm (2)
- 411187 Pivotball with shaft (2)
- 411206 Balljoint 4.5 (4)
- 411207 Balljoint 4.5 short (2)
- 411253 Pivotball uni 4.5mm (4)
- 802211 Bodymount adjustable front (3)

Optionals

- 401362 C-hub 4 L+R
- 401375 Suspension bracket alu 0
- 401376 Suspension bracket alu 1
- 401378 Suspension bracket alu 3
- 401397 Wishbone front lower (2)
- 401415 Antirollbar 1.2mm
- 401416 Antirollbar 1.6mm
- 401417 Antirollbar 1.8mm

401418	Suspension bracket alu 1.5
401419	Suspension bracket alu 2.5
401420	Suspension bracket alu 3.5
401422	Steeringblock alu L+R
401423	C-hub 2 alu L+R
401424	C-hub 4 alu L+R
401425	C-hub 6 alu L+R
401426	Spacer suspension 0.5mm (2)
401430	Camberlink alu (2)
401428	Driveshaft adaptor delrin (2)
401433	Weight set brass 5gr-12gr-20gr (2+1+1)
401434	Bushing smaller bearing (4)
401445	Driveshaft double cardan joint DCJ (2)
401446	Driveshaft DJC (2)
401447	Wheelaxle DJC (2)
401448	Coupler DJC (2)
401449	Insert DJC (4)
401450	Pin revision set DJC (4)
401452	Wishbone Fr Lw hard (2)
401455	C-hub 4 L+R hard
401467	Pivot pin front inner TiN (2)
401469	Driveshaft-set CVD alu / steel (2)
401470	Driveshaft CVD alu (2)
401486	Shrink tube for DJC (10)
401500	Pivotball uni 4.5mm alu (4)
401533	Spool nylon 1/10 EP
401577	Bumperplate carbon set S411
401585	Suspension bracket alu 0-2 mirror
804252	Pivotball 5.8mm alu coated (4)
804253	Pivotball 5.8mm alu coated long (4)

MIDDLE SECTION

1606	Antenna rod black (2)
401360	Pully middle 19T + spacer (3)
401366	Middle shaft alu
401367	Motormount bracket alu
401398	Bracket middleshaft alu
401399	Bearingmount middleshaft alu
401413	Battery mount (4)
401451	Motormount set V2

401464	Battery mount carbon F/R
Optionals	
401368	Motormount alu
401427	Pulley 19T alu
401433	Weight set brass 5gr-12gr-20gr (2+1+1)
401463	Belt tensioner set
401566	Battery strap velcro

REAR SECTION

1652	Steel balls 5.8mm long (4)
401024	Ball 5mm (10)
401353	Belt Kevlar 30S3M186 low friction
401356	Camber link M3x26mm (2)
401358	Stabi collar (2)
401365	Bearingblock alu
401373	CVD axle set steel (2)
401375	Suspension bracket alu 0
401381	CVD insert (2)
401382	Shocktower mount alu L+R
401383	Geardiff set
401387	Wheelhexagon 1mm offset (2)
401388	Bushing alu 3x5x1 (10)
401389	Bushing alu 3x5x2 (10)
401391	Antirollbar ball (2)
401392	Bearing excenter (4)
401394	CVD driveshaft (2)
401402	Antirollbar mount alu
401403	Pivot pin rear-inner (2)
401404	Suspension spacer 1mm (2)
401406	CVD wheelaxle (2)
401407	Pivot pin rear-outer (2)
401409	Blade (16)
401411	Antirollbar bushing (16)
401460	Wishbone Rr Lw medium (2)
401461	Upright medium (2)
401497	Antirollbar 1.4mm rear
401584	Shocktower carbon low rear 411
401585	Suspension bracket alu 0-2 mirror
401586	Spacer alu bracket 0.5
411063	Pivot ball threaded upper arm (2)

411187	Pivotball with shaft (2)
411206	Balljoint 4.5 (4)
411207	Balljoint 4.5 short (2)
Optionals	
401352	Belt Kevlar 30S3M186
401376	Suspension bracket alu 1
401377	Suspension bracket alu 2
401378	Suspension bracket alu 3
401393	Wishbone rear lower (2)
401396	Upright (2)
401421	Upright alu (2)
401426	Spacer suspension 0.5mm (2)
401430	Camberlink alu (2)
401433	Weight set brass 5gr-12gr-20gr (2+1+1)
401434	Bushing smaller bearing (4)
401436	Balldiff set
401453	Wishbone Rr Lw hard (2)
401454	Upright hard (2)
401468	Pivot pin rear inner TiNi (2)
401500	Pivotball uni 4.5mm alu (4)
401469	Driveshaft-set CVD alu / steel (2)
401470	Driveshaft CVD alu (2)
401496	Antirollbar 1.2mm rear
401498	Antirollbar 1.6mm rear
401499	Antirollbar 1.8mm rear
401587	Suspension bracket alu 1.0 - 1.0
804252	Pivotball 5.8mm alu coated (4)
804253	Pivotball 5.8mm alu coated long (4)

TRANSMISSION

401351	Belt Kevlar 30S3M510 low friction
401353	Belt Kevlar 30S3M186 low friction
401359	Pully solid axle 38T
401360	Pully middle 19T + spacer (3)
401380	Solid axle/spool
401408	Driveshaft solidaxle (2)
401572	Geardiff housing V2
804176	Geardiff x-ring (4)
401592	Geardiff V2 composite
401593	Outdrive alu for geardiff V2 composite(2)

- 401594 Diff gear 10T+18T for geardiff V2 composite (4+2)
 401595 Geardiff x-shaft for geardiff V2 composite
 804200 Diffcase O-ring EP (10)

Optionals

- 401350 Belt Kevlar 30S3M510
 401352 Belt Kevlar 30S3M186
 401427 Pulley 19T alu
 401428 Driveshaft adaptor delrin (2)
 401436 Balldiff set
 401437 Balldiff shaft female
 401438 Balldiff shaft male
 401439 Balldiff nut (2)
 401440 Balldiff pulley 38T
 401441 Balldiff spring (4)
 401442 Balldiff screw (2)
 401457 Slipper spool pad S411 (2)

BODY'S

- 401501 Body 190mm Lex-IS EFRA 4030
 401571 Body 190mm Lex-IS semi painted efra 4030
 401576 Body Lex-IS Orange 190mm EFRA 4030
 401578 Body Lex-IS Orange S411 pre cut EFRA 4030
 401579 Body Lex-IS Red S411 pre cut EFRA 4030
 401580 Body Lex-IS Blue S411 pre cut EFRA 4030
 401581 Body Lex-IS Green S411 pre cut EFRA 4030

RIMS

- 401567 Rim 1/10 ep White (4)
 401568 Rim 1/10 ep Yellow (4)
 401569 Rim 1/10 ep Orange (4)

Spur Gears

- 120005 Spur gear 64P / 92T
 120006 Spur gear 64P / 96T
 120007 Spur gear 64P / 100T
 120008 Spur gear 64P / 104T
 120009 Spur gear 64P / 108T
 120010 Spur gear 64P / 112T
 120011 Spur gear 64P / 116T
 120015 Spur gear 48P / 69T

- 120016 Spur gear 48P / 72T
 120017 Spur gear 48P / 75T
 120018 Spur gear 48P / 78T
 120019 Spur gear 48P / 81T
 120020 Spur gear 48P / 84T
 120021 Spur gear 48P / 87T

Pinions

- 120105 Motor-pinion alu hard 64P / 18T
 120106 Motor-pinion alu hard 64P / 19T
 120107 Motor-pinion alu hard 64P / 20T
 120108 Motor-pinion alu hard 64P / 21T
 120109 Motor-pinion alu hard 64P / 22T
 120110 Motor-pinion alu hard 64P / 23T
 120111 Motor-pinion alu hard 64P / 24T
 120112 Motor-pinion alu hard 64P / 25T
 120113 Motor-pinion alu hard 64P / 26T
 120114 Motor-pinion alu hard 64P / 27T
 120115 Motor-pinion alu hard 64P / 28T
 120116 Motor-pinion alu hard 64P / 29T
 120117 Motor-pinion alu hard 64P / 30T
 120118 Motor-pinion alu hard 64P / 31T
 120119 Motor-pinion alu hard 64P / 32T
 120120 Motor-pinion alu hard 64P / 33T
 120121 Motor-pinion alu hard 64P / 34T
 120122 Motor-pinion alu hard 64P / 35T
 120123 Motor-pinion alu hard 64P / 36T
 120124 Motor-pinion alu hard 64P / 37T
 120125 Motor-pinion alu hard 64P / 38T
 120126 Motor-pinion alu hard 64P / 39T
 120127 Motor-pinion alu hard 64P / 40T
 120128 Motor-pinion alu hard 64P / 41T
 120129 Motor-pinion alu hard 64P / 42T
 120130 Motor-pinion alu hard 64P / 43T
 120131 Motor-pinion alu hard 64P / 44T
 120132 Motor-pinion alu hard 64P / 45T
 120133 Motor-pinion alu hard 64P / 46T
 120134 Motor-pinion alu hard 64P / 47T
 120135 Motor-pinion alu hard 64P / 48T
 120136 Motor-pinion alu hard 64P / 49T

- 120137 Motor-pinion alu hard 64P / 50T
 120138 Motor-pinion alu hard 64P / 51T
 120139 Motor-pinion alu hard 64P / 52T
 120150 Motor-pinion alu hard 48P / 12T
 120151 Motor-pinion alu hard 48P / 13T
 120152 Motor-pinion alu hard 48P / 14T
 120153 Motor-pinion alu hard 48P / 15T
 120154 Motor-pinion alu hard 48P / 16T
 120155 Motor-pinion alu hard 48P / 17T
 120156 Motor-pinion alu hard 48P / 18T
 120157 Motor-pinion alu hard 48P / 19T
 120158 Motor-pinion alu hard 48P / 20T
 120159 Motor-pinion alu hard 48P / 21T
 120160 Motor-pinion alu hard 48P / 22T
 120161 Motor-pinion alu hard 48P / 23T
 120162 Motor-pinion alu hard 48P / 24T
 120163 Motor-pinion alu hard 48P / 25T
 120164 Motor-pinion alu hard 48P / 26T
 120165 Motor-pinion alu hard 48P / 27T
 120166 Motor-pinion alu hard 48P / 28T
 120167 Motor-pinion alu hard 48P / 29T
 120168 Motor-pinion alu hard 48P / 30T
 120169 Motor-pinion alu hard 48P / 31T
 120170 Motor-pinion alu hard 48P / 32T
 120171 Motor-pinion alu hard 48P / 33T
 120172 Motor-pinion alu hard 48P / 34T
 120173 Motor-pinion alu hard 48P / 35T
 120174 Motor-pinion alu hard 48P / 36T
 120175 Motor-pinion alu hard 48P / 37T
 120176 Motor-pinion alu hard 48P / 38T
 120177 Motor-pinion alu hard 48P / 39T
 120178 Motor-pinion alu hard 48P / 40T
 120179 Motor-pinion alu hard 48P / 61T
 120180 Motor-pinion alu hard 48P / 62T

BALL-BEARINGS

- 1310 Ballbearing 4x7 Flanged (2)
 1311 Ballbearing 5x8x2.5 (2)
 1312 Ballbearing 5x8 mm flanged (2)
 1313 Ball-bearing (5x8) + (5x10) flanged

1314	Ballbearing 6x12 (2)	110106	Screw allen flanged roundhead m5x12 (10)	110144	Screw allen roundhead M3x18 (10)
1315	Ballbearing 5x10x4 (2)			110145	Screw allen roundhead flanged M3x12(10)
1316	Ballbearing 5x9 (2)	110107	Screw allen cilinderhead m3x16 (10)	110146	Screw allen roundhead flanged M3x16(10)
1320	Ballbearing 6x10 flanged (2)	110108	Screw allen roundhead m3x6 (10)	110147	Screw ph roundhead widethread 2.5x5(10)
1321	Ballbearing 6x10x3 (2)	110109	Screw allen roundhead m3x10 (10)	110148	Setscrew allen M5x4 (10)
1326	Ballbearing 7x14	110110	Screw allen roundhead m3x16 (10)	110149	Screw allen countersink M2x10 (10)
1337	Ballbearing 15x21x4 (2)	110111	Screw allen roundhead m3x14 (10)	110150	Screw M6x12 nylon black (2)
1338	Ballbearing 5x8x2.5 (2)	110112	Screw allen roundhead m3x12 (10)	110151	Screw allen cilinderhead M4x10 (10)
1340	Ball-bearing 5x13 hs (2)	110113	Screw allen roundhead m4x8 (10)	110152	Screw allen cilinderhead M3x8 (10)
1342	Ball-bearing 6x13 hs (2)	110114	Setscrew allen m3x8 (10)	110153	Screw allen roundhead M2.3x4 (10)
1343	Ball-bearing 6x15 hs (2)	110115	Setscrew allen m3x4 (10)	110154	Setscrew allen M3x10 (10)
1344	Ball-bearing 10x15x4 hs (2)	110116	Setscrew allen m3x3 (10)	110155	Setscrew allen M3x5 (10)
1345	Ball-bearing 10x19 hs (2)	110117	Setscrew allen m3x12 (10)	110156	Screw allen countersunk M2.2x6 (10)
1346	Ball-bearing 12x18 hs (2)	110118	Setscrew allen m4x4 (10)	110157	Screw allen countersunk M3x5 (10)
1347	Ball-bearing 12x21 hs (2)	110119	Setscrew allen m4x6 (10)	110158	Screw allen countersunk M3x15 (10)
1348	Ball-bearing 15x24 hs (2)	110120	Setscrew allen m4x10 (10)	110159	Screw allen countersunk M3x18 (10)
1349	Ball-bearing 8x14x4 (2)	110121	Setscrew allen m5x6 (10)	110160	Screw allen cilinderhead M2.2x12 (10)
1361	Ballbearing 10x19 blue (2)	110122	Screw allen countersunk m3x6 (10)	110161	Screw allen cilinderhead M2x6 (10)
1371	Thrust bearing 7x15	110124	Screw allen roundhead m3x8 (10)	110162	Setscrew allen M3x2.5 (10)
1372	Thrust bearing 4x9	110125	Screw allen countersunk m3x20 (10)	110163	Setscrew allen M3x2 (10)
1373	Thrust bearing 6x14	110126	Screw allen countersunk m2.5x12 (10)	110164	Screw allen roundhead M3x4 (10)
1375	Thrust bearing 7x13x4.5mm	110127	Screw allen countersunk m3x12 (10)	110165	Screw allen cilinderhead M2x5 (10)
1377	Thrust-bearing 5x10 centax	110128	Screw allen roundhead m3x5 (10)	110166	Screw allen countersunk M2.5x5 (10)
1378	Balls ceramic coated 4mm (12)	110129	Screw allen cilinderhead m3x10 (10)	110167	Screw allen roundhead flanged M3x18 (10)
1388	Thrust-bearing 5x10 ceramic	110130	Screw allen roundhead m2.5x6 (10)	110168	Screw allen roundhead flanged M3.5x10 (10)
1393	Ballbearing 13x19x4 SS (2)	110131	Screw allen roundhead m2.5x10 (10)	110169	Screw allen roundhead flanged M4x10 (10)
1394	Ballbearing 8x14x4 flanged SS (2)	110132	Screw allen countersunk m3x16 (10)	110170	Screw allen roundhead flanged M3x28 (10)
1395	Ballbearing 8x19x6 SS (2)	110133	Screw philipshead countersunk 2.5x8 wide (10)	110171	Screw ph countersunk widethread 2.5x15 (10)
1396	Ballbearing 8x16x5 SS (2)				
1397	Ball bearing 8x12x3.5 SS (2)	110134	Screw philipshead countersunk 2.5x10 wide (10)	110200	Pin 2.5x8 (10)
401124	Ballbearing 3x6x2.5 (2)			110201	Pin 3x12 (10)
401135	Trustsbearing 2.5x6x2	110135	Screw allen countersunk M2.5x10 (10)	110202	Pin 5x5 (10)
		110136	Screw allen countersunk M2.5x8 (10)	110203	Pin 3x14 (10)
		110137	Setscrew allen M3x6 (10)	110204	Pin 3x20 (10)
		110138	Screw allen countersunk M4x14 (10)	110205	Pin 3x22 (10)
		110139	Screw allen countersunk M3x40 (10)	110206	Pin 2.5x22 (10)
		110140	Screw allen roundhead M3x20 (10)	110207	Pin 2.5x12 (10)
		110141	Screw allen roundhead M3x22 (10)	110208	Pin nra 2x9.8 (4)
		110142	Screw allen roundhead M3x25 (10)	110209	Pin nra 2x18 (4)
		110143	Screw allen roundhead M4x18 (10)	110210	Pin 3x13 (10)

FASTENING MATERIALS

110100	Screw allen countersunk m3x10 (10)
110101	Screw allen countersunk m4x8 (10)
110102	Screw allen countersunk m4x10 (10)
110103	Screw allen countersunk m4x16 (10)
110104	Screw allen countersunk M3x8 (10)
110105	Screw allen countersunk m4x12 (10)

110211	Pin 2.5x13 (10)
110212	Pin 2.5x17 (10)
110213	Pin 2.5x10 (10)
110214	Pin 3x15 (10)
110215	Pin 2x12 (10)
110216	Pin 2.5x15 (10)
110217	Pin 2x9 (10)
110300	E-clip 2.3 (10)
110301	E-clip 3.2 (10)
110302	E-clip 4.0 (10)
110303	E-clip 5.0 (10)
110304	E-clip 7.0 (10)
110305	Seger clip 12x1.0 (10)
110306	E-clip 6.0 (10)
110400	Washer 6.0x10 (10)
110401	Washer 3.2x7 (10)
110402	Nut nylock M3 (10)
110403	Nut nylock M4 (10)
110404	Washer 6x8x0.3 (10)
110405	Nut nylock M4 flanged (10)
110406	Nut nylock M2.2 (10)
110407	Nut M3 (10)
110408	Shim 3x5x0.3 (10)
110409	Shim 3x5x1 (10)
110410	Shim 3x5x2 (10)
110411	Shim 3x5x4 (10)
110412	Shim 3.5x8x1 (10)
110413	Shim 3.5x12x0.2 (10)
110414	Shim 3x6x0.1 (10)
110415	Shim 3x6x0.5 (10)
110416	Shim 3x6x0.8 (10)
110417	Shim 3x6x3 (10)
110418	Shim 4x8x0.1 (10)
110419	Shim 4x9.5x1 (10)
110420	Shim 4x9.5x2 (10)
110421	Shim 4x9.5x4 (10)
110422	Shim 4x10x0.3 (10)
110423	Shim 5x8x0.1 (10)
110424	Shim 5x8x0.3 (10)
110425	Shim 5x10x0.3 (10)

110426	Shim 5x10x0.5 (10)
110427	Shim 5x15x0.3 (10)
110428	Shim 6.5x8x0.25 (10)
110429	Shim 6x11.75x0.2 (10)
110430	Shim 6x12x0.5 (10)
110431	Shim 8x11x0.1 (10)
110432	Shim 8x11x0.2 (10)
110433	Shim 12x15x0.25 (10)
110434	Shim 12x18x0.3 (10)
110435	Shim 13x16x0.2 (10)
110436	Shim 3x5x3 (10)
110437	Nut M2.5 (10)
110438	Shim 2.5x6x0.5 (10)
110439	Shim 3x7.5x1 (10)
110440	Shim 2.5x5x0.4 (10)
110441	Nut nylock M3 flanged (10)
110442	Shim 4x8x0.6 (10)
110443	Shim 5x15x0.2 (10)
110444	Nut M4 nylon (10)
110445	Shim 4x10x0.2 (10)

MERCHANDISING

190501	Tool-bag
190502	Pit-bag medium. 3 drawers
190121	T-shirt Serpent LTS white (S)
190122	T-shirt Serpent LTS white (M)
190123	T-shirt Serpent LTS white (L)
190124	T-shirt Serpent LTS white (XL)
190125	T-shirt Serpent LTS white (XXL)
190127	T-shirt Serpent DTR orange (S)
190128	T-shirt Serpent DTR orange (M)
190129	T-shirt Serpent DTR orange (L)
190130	T-shirt Serpent DTR orange (XL)
190131	T-shirt Serpent DTR orange (XXL)
190132	T-shirt Serpent DTR black (S)
190133	T-shirt Serpent DTR black (M)
190134	T-shirt Serpent DTR black (L)
190135	T-shirt Serpent DTR black (XL)
190136	T-shirt Serpent DTR black (XXL)
190150	Dress shirt Serpent black-orange (S)

190151	Dress shirt Serpent black-orange (M)
190152	Dress shirt Serpent black-orange (L)
190153	Dress shirt Serpent black-orange (XL)
190154	Dress shirt Serpent black-orange (XXL)
190155	Dress shirt Serpent black-orange (XXXL)
190156	Polo shirt Serpent black-orange (S)
190157	Polo shirt Serpent black-orange (M)
190158	Polo shirt Serpent black-orange (L)
190159	Polo shirt Serpent black-orange (XL)
190160	Polo shirt Serpent black-orange (XXL)
190161	Polo shirt Serpent black-orange (XXXL)
190167	T-shirt Serpent LTS black (S)
190168	T-shirt Serpent LTS black (M)
190169	T-shirt Serpent LTS black (L)
190170	T-shirt Serpent LTS black (XL)
190171	T-shirt Serpent LTS black (XXL)
190172	Winter jacket Serpent black-orange hooded (M)
190173	Winter jacket Serpent black-orange hooded (L)
190174	Winter jacket Serpent black-orange hooded (XL)
190175	Winter jacket Serpent black-orange hooded (2XL)
190176	Winter jacket Serpent black-orange hooded (3XL)
190208	Winter jacket Serpent black-orange hooded (4XL)
190177	T-shirt Serpent LTS orange (S)
190178	T-shirt Serpent LTS orange (M)
190179	T-shirt Serpent LTS orange (L)
190180	T-shirt Serpent LTS orange (XL)
190181	T-shirt Serpent LTS orange (XXL)
190201	Hoody sweater Serpent black-zip (S)
190202	Hoody sweater Serpent black-zip (M)
190203	Hoody sweater Serpent black-zip (L)
190204	Hoody sweater Serpent black-zip (XL)
190205	Hoody sweater Serpent black-zip (2XL)
190206	Hoody sweater Serpent black-zip (3XL)
190207	Hoody sweater Serpent black-zip (4XL)
1891	Serpent medium promo decal 20x12.5 (2)
1893	Serpent decal XL (30x60cm)
1896	Cap serpent black-orange
1897	Pit-towel serpent orange 140x60cm
1883	Banner Serpent S-logo 200x100 nylon
1898	Lanyard Serpent



S411 2.0

SERPENT

www.serpent.com - info@serpent.com



© Serpent #1-2013