



2.0 COBBLE

SET UP

DIFFERENTIAL OIL

FRONT	CENTER	REAR
<input type="checkbox"/> CST	<input type="checkbox"/> CST	<input type="checkbox"/> CST

TRANSMISSION SET UP

PINION	T	SPUR GEAR	T
FINAL DRIVE RATIO		ROLLOUT	mm
MOTOR		TIMING	
ROTOR		ARMATURE	
ESC		BATTERIES	
BRUSHLESS	PROGRAM	PUNCH	INITIAL BRAKE
			AUTO BRAKE

BODY - WING

BODY	
WING	

SHOCKS

FRONT	SPRING	REAR
<input type="checkbox"/>	Orange	<input type="checkbox"/>
<input type="checkbox"/>	Red	<input type="checkbox"/>
<input type="checkbox"/>	Pink	<input type="checkbox"/>
<input type="checkbox"/>	Blue	<input type="checkbox"/>
<input type="checkbox"/>	Purple	<input type="checkbox"/>
<input type="checkbox"/>	Green	<input type="checkbox"/>
<input type="checkbox"/>	Other	<input type="checkbox"/>
<input type="checkbox"/>	OIL/CST	<input type="checkbox"/>
<input type="checkbox"/>	REBOUND %	<input type="checkbox"/>

☐ OPEN ☐ PISTON ☐ CLOSED

PISTON

HOLES SIZE
<input type="checkbox"/> 1.1MM
<input type="checkbox"/> 1.2MM
<input type="checkbox"/> 1.3MM
<input type="checkbox"/> 1.4 MM
<input type="checkbox"/> OTHER

TYRES

BRAND	
TYPE	
INSERT	
WHEELS	
STOCK <input type="checkbox"/> BRAND	TYPE

COMMENTS

DRIVER TRACK

TRACK SIZE	<input type="checkbox"/> OPEN
TRACK TRACTION	<input type="checkbox"/> HIGH
TRACK SURFACE	<input type="checkbox"/> SMOOTH
TRACK TYPE	<input type="checkbox"/> HARD PACKED
	<input type="checkbox"/> BLUE GROOVE
TRACK CONDITION	<input type="checkbox"/> DRY

RACE CITY

<input type="checkbox"/> MEDIUM
<input type="checkbox"/> MEDIUM
<input type="checkbox"/> MEDIUM
<input type="checkbox"/> SOFT DIRT
<input type="checkbox"/> ASTRO TURF
<input type="checkbox"/> DUSTY

DATE

COUNTRY

TEMP. F° / °C

AIR TRACK

LAPS

BEST LAPTIME

QUALI RESULT

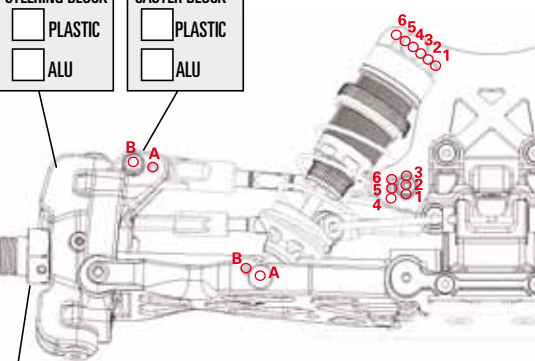
RACE RESULT

STEERING BLOCK

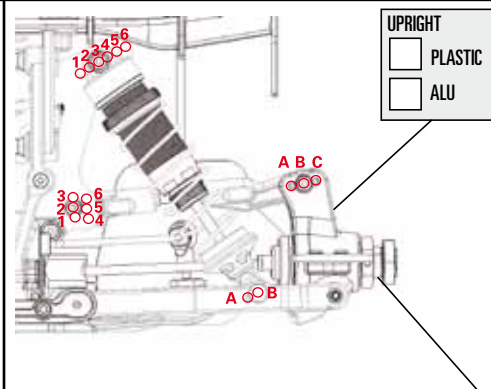
<input type="checkbox"/> PLASTIC
<input type="checkbox"/> ALU

CASTER BLOCK

<input type="checkbox"/> PLASTIC
<input type="checkbox"/> ALU



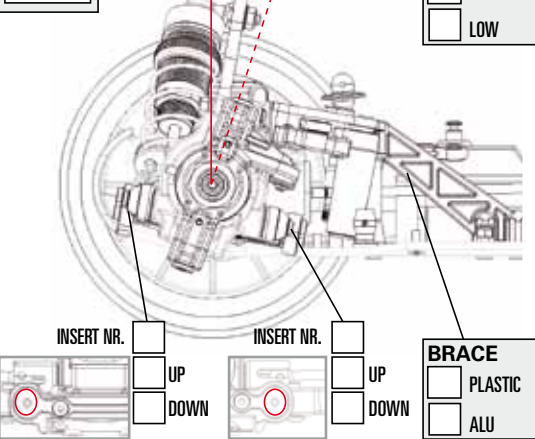
HEX ADAPTER ☐ 0mm ☐ mm



HEX ADAPTER -2mm

CASTER

☐ 0

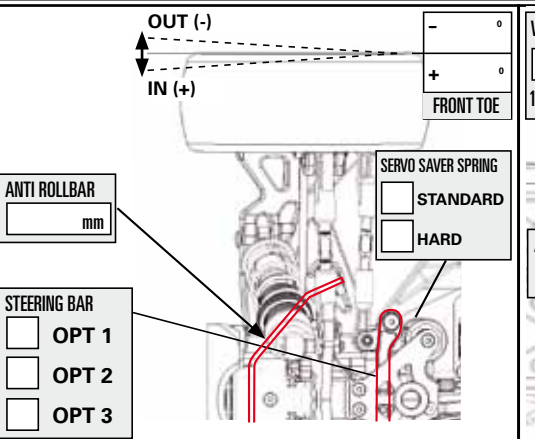
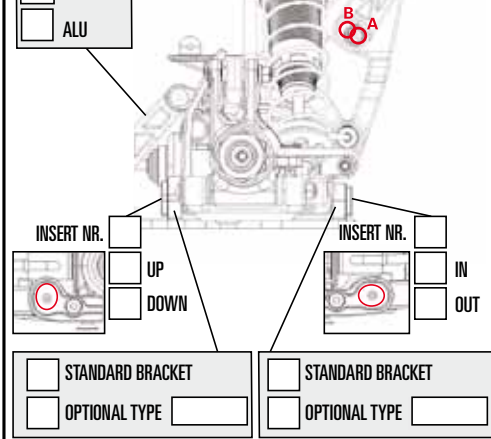


SPINDLE

<input type="checkbox"/> HIGH
<input type="checkbox"/> LOW

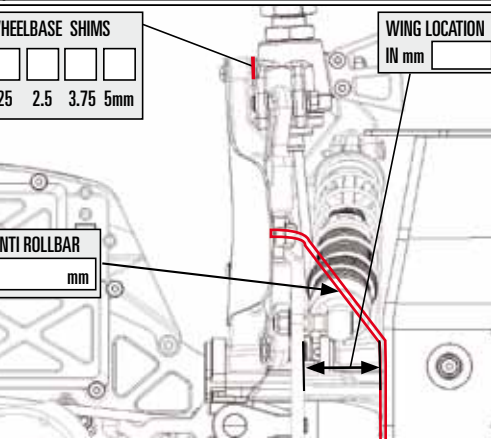
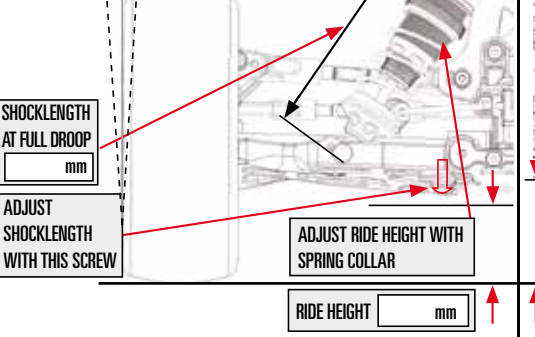
BRACE

<input type="checkbox"/> PLASTIC
<input type="checkbox"/> ALU



FRONT CAMBER

☐ + ☐ 0 ☐ - ☐ 0



REAR CAMBER

☐ - ☐ 0 ☐ + ☐ 0

