





SET UP

977 VIPER

1ST		SPUR		2ND	
<input checked="" type="checkbox"/> 48T	<input type="checkbox"/> 49T	<input type="checkbox"/> 50T	<input type="checkbox"/> 44T	<input checked="" type="checkbox"/> 45T	<input type="checkbox"/> 46T

1ST		PINION		2ND	
<input checked="" type="checkbox"/> 15T	<input type="checkbox"/> 16T	<input type="checkbox"/> 17T	<input type="checkbox"/> 18T	<input checked="" type="checkbox"/> 19T	<input type="checkbox"/> 20T

CENTAX		
CLUTCHBELL	ALU <input type="checkbox"/>	STEEL <input checked="" type="checkbox"/>
CLUTCHSHOE	BLACK <input type="checkbox"/>	YELLOW <input type="checkbox"/> RED <input checked="" type="checkbox"/>

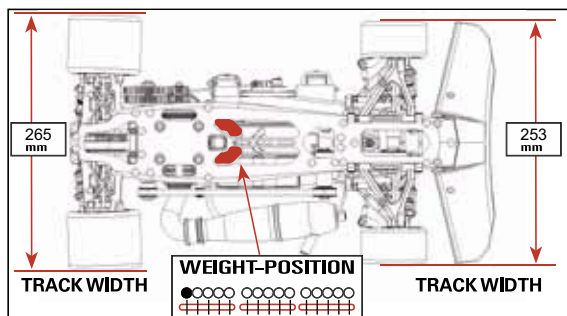
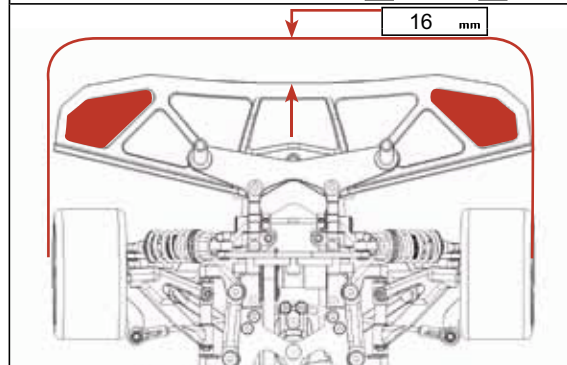
FRONT		REAR	
SHOCK ABSORBERS			
OIL 600 CST SPRING Purple		OIL 600 CST SPRING Red	
LEFT	RIGHT	LEFT	RIGHT
Xceed	Xceed	Xceed	Xceed
32 °	32 °	35 °	35 °
68 mm	68 mm	75 mm	75 mm
5-MIN WEAR		5-MIN WEAR	

LEFT	RIGHT	TYRES	LEFT	RIGHT
Xceed	Xceed	MAKE	Xceed	Xceed
32 °	32 °	SHORE	35 °	35 °
68 mm	68 mm	DIAMETER	75 mm	75 mm
5-MIN WEAR		5-MIN WEAR		

ENGINE	Xceed		
VERSION	ZX21/DS6	HEADSHIMS	std mm
GLOWPLUG	7xpt	CARB DIA	9 mm

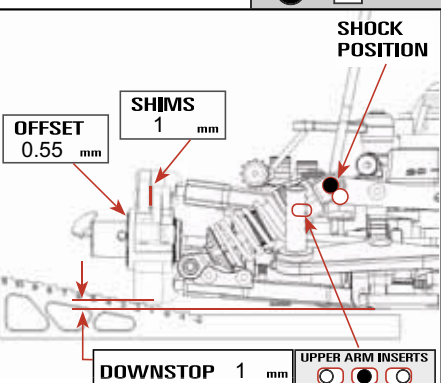
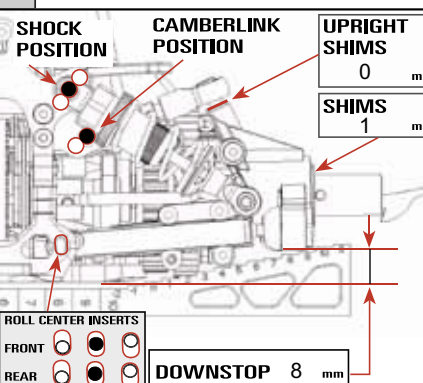
EXHAUST	2069		
FUEL	Xceed	25 %	

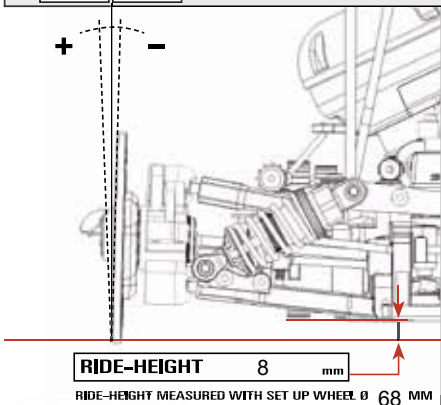
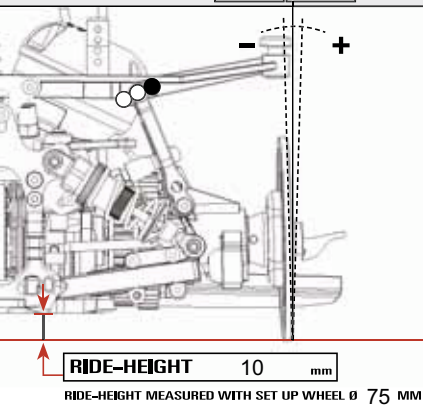
BODY TYPE	Protoform P909 - Pro light		
BUMPER HOLES CUT	YES <input type="checkbox"/>	NO <input checked="" type="checkbox"/>	

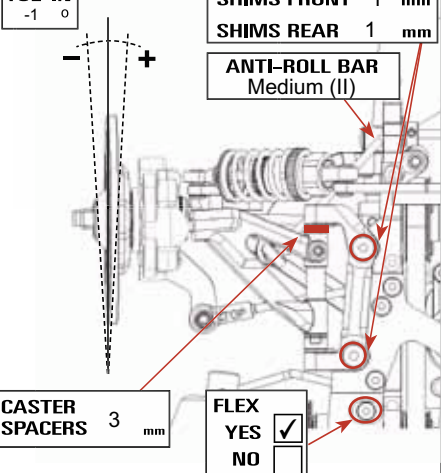
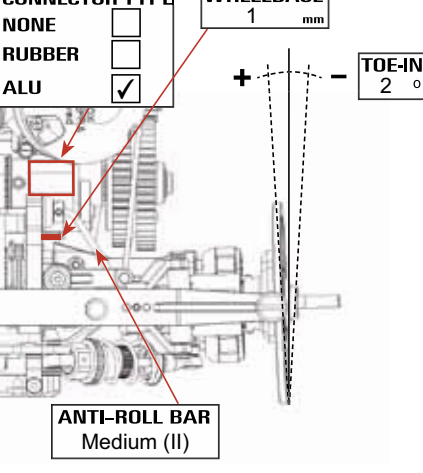


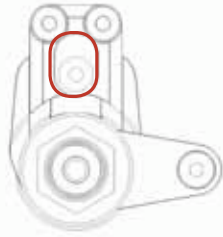
REMARKS	Carbon wheel disk mounted only on the front.
---------	--

RACE	2013 Dutch Nationals 2nd round	DATE	12-05-2013
TRACK	REAL'80 - Groningen, Netherlands	RESULT	
DRIVER:	Martin Zevenhoven	QUALIFYING POSITION	
LAYOUT:	<input type="checkbox"/> TECHNICAL <input checked="" type="checkbox"/> MIXED <input type="checkbox"/> FAST	QUALIFYING TIME	
TRACTION:	<input checked="" type="checkbox"/> LOW <input checked="" type="checkbox"/> MEDIUM <input type="checkbox"/> HIGH	FINAL POSITION	
TRACK TEMP		AIR TEMP	

FRONT		REAR	
			
SHOCK POSITION	SHOCK POSITION	CAMBERLINK POSITION	UPRIGHT SHIMS 0 mm
SHIMS 1 mm	SHIMS 1 mm	SHIMS 1 mm	SHIMS 1 mm
OFFSET 0.55 mm	DOWNSTOP 1 mm	UPPER ARM INSERTS	DOWNSTOP 8 mm
ROLL CENTER INSERTS		ROLL CENTER INSERTS	
FRONT <input type="checkbox"/> <input checked="" type="checkbox"/> <input type="checkbox"/>		FRONT <input type="checkbox"/> <input checked="" type="checkbox"/> <input type="checkbox"/>	
REAR <input type="checkbox"/> <input checked="" type="checkbox"/> <input type="checkbox"/>		REAR <input type="checkbox"/> <input checked="" type="checkbox"/> <input type="checkbox"/>	

FRONT		REAR	
CAMBER		CAMBER	
R 2 °	L 2 °	R 3 °	L 3 °
			
RIDE-HEIGHT 8 mm		RIDE-HEIGHT 10 mm	
RIDE-HEIGHT MEASURED WITH SET UP WHEEL Ø 68 mm		RIDE-HEIGHT MEASURED WITH SET UP WHEEL Ø 75 mm	

TOE-IN -1 °	SHIMS FRONT 1 mm	CONNECTOR TYPE	WHEELBASE 1 mm	
SHIMS REAR 1 mm	ANTI-ROLL BAR Medium (II)	NONE <input type="checkbox"/>	TOE-IN 2 °	
		RUBBER <input type="checkbox"/>		
CASTER SPACERS 3 mm		ALU <input checked="" type="checkbox"/>	ANTI-ROLL BAR Medium (II)	
FLEX YES <input checked="" type="checkbox"/> NO <input type="checkbox"/>				

INSERT-POSITION	INSERT
BRACKET TYPE UP <input type="checkbox"/> DOWN <input checked="" type="checkbox"/>	
WHEELBASE 1 mm	SHIMS 0 mm