



SET UP



SHOCK ABSORBERS

FRONT		REAR	
OIL	cst	OIL	cst
SPRINGS		SPRINGS	
 <input type="radio"/> Open <input type="radio"/> Closed			

FRONT		TYRES		REAR	
RIGHT	LEFT	Controlled Tyre	<input type="checkbox"/>	RIGHT	LEFT
		MAKE			
		SHORE			
		DIAMETER			
		5-MIN WEAR			

FRONT		DRIVE TRAIN		REAR	
<input type="checkbox"/> GEAR DIFF	cst	<input type="checkbox"/> GEAR DIFF	cst		
NUMBER OF GEARS		NUMBER OF GEARS			
2 <input type="checkbox"/>	4 <input type="checkbox"/>	2 <input type="checkbox"/>	4 <input type="checkbox"/>		
<input type="checkbox"/> ONE WAY		<input type="checkbox"/> SOLID			
<input type="checkbox"/> SPOOL					

FRONT		ANTI-ROLL BARS		REAR	
<input type="checkbox"/>	<input type="checkbox"/>	<input type="checkbox"/>	<input type="checkbox"/>	<input type="checkbox"/>	<input type="checkbox"/>
1.8	2.2	2.5	2.8	1.8	1.9
				2.0	2.1
				2.2	2.3
				2.4	

RATIO CONFIGURATION

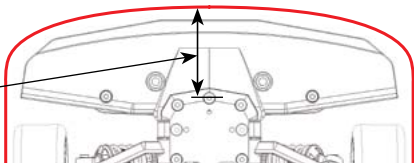
SPUR GEAR	
PITCH	TEETH
PINION	
PITCH	TEETH
FINAL DRIVE RATIO	ROLL OUT mm

ELECTRONICS

BATTERY:	2S <input type="checkbox"/>	3S <input type="checkbox"/>	4S <input type="checkbox"/>
BRAND	CAPACITY		
MOTOR			
BRAND	TYPE	TIMING	
ESC			
BRAND	TYPE		
CONFIGURATION			

AERODYNAMIC CONFIGURATION

BODY	
BRAND	TYPE
BODY POSITION	mm



REMARKS

RACE		DATE	
TRACK		QUALIFYING POSITION	
DRIVER		QUALIFYING TIME	
TRACTION: LOW <input type="checkbox"/> MEDIUM <input type="checkbox"/> HIGH <input type="checkbox"/>		STARTING POSITION	
TRACK TEMP		AIR TEMP	
		FINAL POSITION	

FRONT		REAR		REAR	
SHOCK POSITION	UPPER PIVOT POINT	SHIMS mm	SHOCK MOUNTING POSITION	SHOCK MOUNTING POSITION	SHOCK MOUNTING POSITION
UPPER ARM POSITION				Standard	Carbon
				Front	Rear

FRONT		REAR	
TYPE WHEEL HEX mm	STEERING BLOCKS 0 <input type="checkbox"/> 1 <input type="checkbox"/>	TYPE WHEEL HEX mm	
FRONT DOWNSTOP mm		REAR DOWNSTOP mm	

FRONT CAMBER		REAR CAMBER	
R	0	R	0
L	0	L	0
RIDE HEIGHT WITH TYRE Ø mm		RIDE HEIGHT WITH TYRE Ø mm	

FRONT TOE		REAR TOE	
0		0	
WHEEL BASE 0 <input type="checkbox"/> -1 <input type="checkbox"/> -2 <input type="checkbox"/>		WHEEL BASE 0 <input type="checkbox"/> -1 <input type="checkbox"/> -2 <input type="checkbox"/>	
ROLL CENTER SPACER Shims Front mm Shims Rear mm			

ACKERMANN		REAR FLEX	
1 <input type="checkbox"/> 2 <input type="checkbox"/>		YES <input type="checkbox"/> NO <input type="checkbox"/>	
TRACK WIDTH mm		TRACK WIDTH mm	