



SET UP



SHOCK ABSORBERS

FRONT		REAR	
OIL	cst	OIL	cst
SPRINGS		SPRINGS	
 <input type="radio"/> Open <input checked="" type="radio"/> Closed			

FRONT		TYRES		REAR	
RIGHT	LEFT	Controlled Tyre	<input type="checkbox"/>	RIGHT	LEFT
		MAKE			
		SHORE			
		DIAMETER			
		5-MIN WEAR			

FRONT			ANTI-ROLL BARS			REAR		
<input type="checkbox"/>	<input type="checkbox"/>	<input type="checkbox"/>	<input type="checkbox"/>	<input type="checkbox"/>	<input type="checkbox"/>	<input type="checkbox"/>	<input type="checkbox"/>	<input type="checkbox"/>
SOFT	MEDIUM	HARD	SOFT	MEDIUM	HARD	SOFT	MEDIUM	HARD

RATIO CONFIGURATION

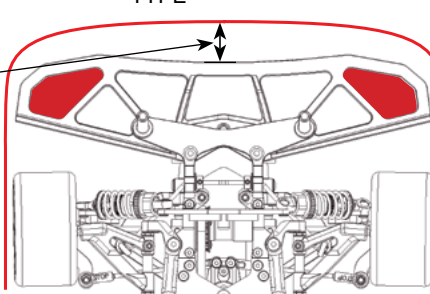
SPUR GEAR	TEETH
PINION	TEETH
FINAL DRIVE RATIO	ROLL OUT mm

ELECTRONICS

BATTERY:	4S <input type="checkbox"/>	6S <input type="checkbox"/>
BRAND	CAPACITY	
MOTOR		
BRAND	TYPE	TIMING
ESC		
BRAND	TYPE	
CONFIGURATION		

AERODYNAMIC CONFIGURATION

BODY	
BRAND	TYPE
BODY POSITION	mm
AIR TRIM POSITION	mm
BUMPER HOLES CUT	<input type="checkbox"/> YES <input type="checkbox"/> NO



REMARKS

RACE		DATE	
TRACK		QUALIFYING POSITION	
DRIVER		QUALIFYING TIME	
TRACTION: LOW <input type="checkbox"/> MEDIUM <input type="checkbox"/> HIGH <input type="checkbox"/>		STARTING POSITION	
TRACK TEMP		AIR TEMP	
		FINAL POSITION	

FRONT		REAR	
AERO DISKS YES <input type="checkbox"/> NO <input type="checkbox"/>	SHOCK POSITION	SHOCK POSITION	SHIMS mm
OFFSET mm			AERO DISKS YES <input type="checkbox"/> NO <input type="checkbox"/>
DOWNSTOP mm	UPPER ARM INSERTS	ROLL CENTER INSERTS	DOWNSTOP mm
		Front	Rear

FRONT CAMBER R 0 L 0	CAMBERLINK POSITION	REAR BODY MOUNT POSITION	REAR CAMBER R 0 L 0
RIDE HEIGHT WITH TYRE Ø mm			RIDE HEIGHT WITH TYRE Ø mm

CASTER SPACERS mm	FRONT TOE 0	WHEEL BASE 0 1 2 3
ROLL CENTER SPACER	SHIMS Front mm	SHIMS Rear mm
	REAR TOE 0	

BRACKET TYPE UP <input type="checkbox"/> DOWN <input type="checkbox"/>	INSERT POSITION	KINGPIN mm	ACKERMANN
SHIMS mm	WHEEL BASE 0 1 2 3	TRACKROD POSITION	

TRACK WIDTH mm		TRACK WIDTH mm

