



# SET UP



| 1ST                         |                             |                             | SPUR                        |                             |                             | 2ND |  |  |
|-----------------------------|-----------------------------|-----------------------------|-----------------------------|-----------------------------|-----------------------------|-----|--|--|
| <input type="checkbox"/> 48 | <input type="checkbox"/> 49 | <input type="checkbox"/> 50 | <input type="checkbox"/> 44 | <input type="checkbox"/> 45 | <input type="checkbox"/> 46 |     |  |  |

| 1ST                         |                             |                             | PINION                      |                             |                             | 2ND |  |  |
|-----------------------------|-----------------------------|-----------------------------|-----------------------------|-----------------------------|-----------------------------|-----|--|--|
| <input type="checkbox"/> 15 | <input type="checkbox"/> 16 | <input type="checkbox"/> 17 | <input type="checkbox"/> 18 | <input type="checkbox"/> 19 | <input type="checkbox"/> 20 |     |  |  |

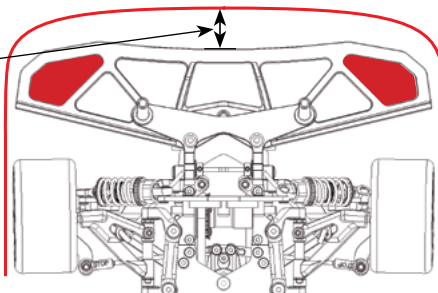
| SHOCK ABSORBERS   |   |
|---|---|
| FRONT   | REAR  |
| OIL <input type="text"/> cst  | OIL <input type="text"/> cst  |
| SPRINGS  | SPRINGS  |
| <input type="radio"/> Open <input type="radio"/> Closed                                   |   |

| FRONT |      | TYRES                                    |  | REAR  |      |
|-------|------|--|--|-------|------|
| RIGHT | LEFT | Controlled Tyre <input type="checkbox"/> |  | RIGHT | LEFT |
|       |      | MAKE                                     |  |       |      |
|       |      | SHORE                                    |  |       |      |
|       |      | DIAMETER                                 |  |       |      |
|       |      | 5-MIN WEAR                               |  |       |      |

| FRONT                    |                          |                          | ANTI-ROLL BARS           |                          |                          | REAR                     |                          |                          |
|--------------------------|--------------------------|--------------------------|--------------------------|--------------------------|--------------------------|--------------------------|--------------------------|--------------------------|
| <input type="checkbox"/> | <input type="checkbox"/> | <input type="checkbox"/> | <input type="checkbox"/> | <input type="checkbox"/> | <input type="checkbox"/> | <input type="checkbox"/> | <input type="checkbox"/> | <input type="checkbox"/> |
| SOFT                     | MEDIUM                   | HARD                     | SOFT                     | MEDIUM                   | HARD                     | SOFT                     | MEDIUM                   | HARD                     |

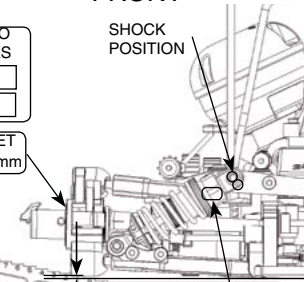
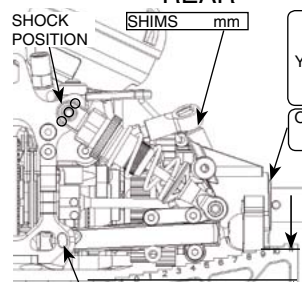
| ENGINE                        |                                   |
|-------------------------------|-----------------------------------|
| ENGINE <input type="text"/>   |                                   |
| VERSION <input type="text"/>  | HEADSHIMS <input type="text"/> mm |
| GLOWPLUG <input type="text"/> | CARB DIA <input type="text"/> mm  |
| PIPE <input type="text"/>     | MANIFOLD <input type="text"/>     |
| FUEL <input type="text"/>     | NITRO <input type="text"/> %      |

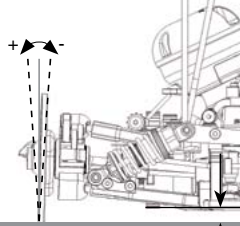
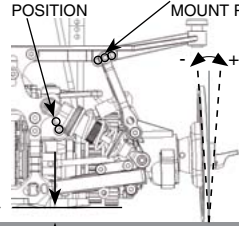
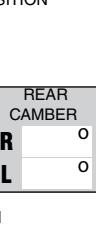
| CENTAX                             |   |
|------------------------------------|---|
| CLUTCHBELL                         | ALU <input type="checkbox"/> STEEL <input type="checkbox"/>                                 |
| CLUTCHSHOE                         | YELLOW <input type="checkbox"/> RED <input type="checkbox"/> BLACK <input type="checkbox"/> |
| CLUTCH SPRING <input type="text"/> | CLUTCH BELL GAP <input type="text"/> mm   |

| AERODYNAMIC CONFIGURATION   |   |
|---|---|
| BODY  |   |
| BRAND <input type="text"/>  | TYPE <input type="text"/>   |
| BODY POSITION <input type="text"/> mm                                     |  |
| AIR TRIM POSITION <input type="text"/> mm                                 |   |
| BUMPER HOLES CUT <input type="checkbox"/> YES <input type="checkbox"/> NO |   |

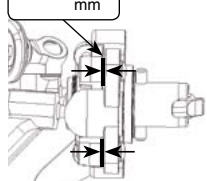
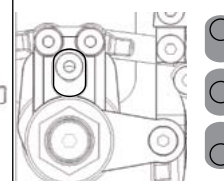
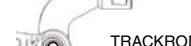
| REMARKS              |
|----------------------|
| <br><br><br><br><br> |


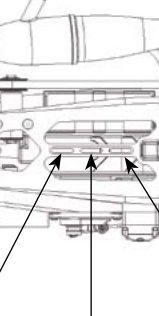
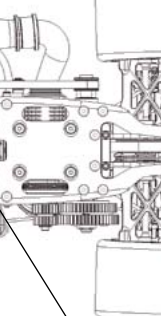
|  |  |
|--|--|
| RACE <input type="text"/>  | DATE <input type="text"/>                |
| TRACK <input type="text"/>   | QUALIFYING POSITION <input type="text"/> |
| DRIVER <input type="text"/>  | QUALIFYING TIME <input type="text"/>     |
| TRACTION: LOW <input type="checkbox"/> MEDIUM <input type="checkbox"/> HIGH <input type="checkbox"/> | STARTING POSITION <input type="text"/>   |
| TRACK TEMP <input type="text"/> AIR TEMP <input type="text"/>  | FINAL POSITION <input type="text"/>      |

| FRONT   | REAR   |
|---|--|
| AERO DISKS YES <input type="checkbox"/> NO <input type="checkbox"/>                               | AERO DISKS YES <input type="checkbox"/> NO <input type="checkbox"/>  |
| SHOCK POSITION  | SHOCK POSITION    |
| SHIMS <input type="text"/> mm   | SHIMS <input type="text"/> mm  |
| OFFSET <input type="text"/> mm  | OFFSET <input type="text"/> mm   |
| DOWNSTOP <input type="text"/> mm  | DOWNSTOP <input type="text"/> mm   |
| UPPER ARM INSERTS <input type="checkbox"/> <input type="checkbox"/> <input type="checkbox"/>      | ROLL CENTER INSERTS Front <input type="checkbox"/> <input type="checkbox"/> <input type="checkbox"/> Rear <input type="checkbox"/> <input type="checkbox"/> <input type="checkbox"/> |

| FRONT   | REAR   |
|---|--|
| CAMBERLINK POSITION        | CAMBERLINK POSITION  |
| REAR BODY MOUNT POSITION  |  |
| FRONT CAMBER R <input type="text"/> 0 L <input type="text"/> 0  | REAR CAMBER R <input type="text"/> 0 L <input type="text"/> 0  |
| RIDE HEIGHT WITH TYRE Ø <input type="text"/> mm   | RIDE HEIGHT WITH TYRE Ø <input type="text"/> mm  |

| FRONT   | REAR   |
|---|--|
| ROLL CENTER SPACER Shims Front <input type="text"/> mm Shims Rear <input type="text"/> mm | WHEEL BASE 0 <input type="checkbox"/> 1 <input type="checkbox"/> 2 <input type="checkbox"/> 3 <input type="checkbox"/> |
| FRONT TOE <input type="text"/> 0  | REAR TOE <input type="text"/> 0  |
| CASTER SPACERS <input type="text"/> mm  |  |
| FLEX YES <input type="checkbox"/> NO <input type="checkbox"/>                             |  |

| FRONT  | REAR  |
|--|---|
| BRACKET TYPE UP <input type="checkbox"/> DOWN <input type="checkbox"/>   | INSERT POSITION  |
| SHIMS <input type="text"/> mm  | KINGPIN <input type="text"/> mm   |
| WHEEL BASE 0 <input type="checkbox"/> 1 <input type="checkbox"/> 2 <input type="checkbox"/> 3 <input type="checkbox"/> | ACKERMANN        |
| TRACKROD POSITION                 |   |

| WEIGHT POSITION  |   |   |
|--|---|---|
|  |  |  |
| grams  | grams   | grams   |
| TRACK WIDTH <input type="text"/> mm  |   | TRACK WIDTH <input type="text"/> mm   |