



SET UP



1ST			SPUR			2ND		
<input type="checkbox"/> 48	<input type="checkbox"/> 49	<input type="checkbox"/> 50	<input type="checkbox"/> 44	<input type="checkbox"/> 45	<input type="checkbox"/> 46			

1ST			PINION			2ND		
<input type="checkbox"/> 15	<input type="checkbox"/> 16	<input type="checkbox"/> 17	<input type="checkbox"/> 18	<input type="checkbox"/> 19	<input type="checkbox"/> 20			

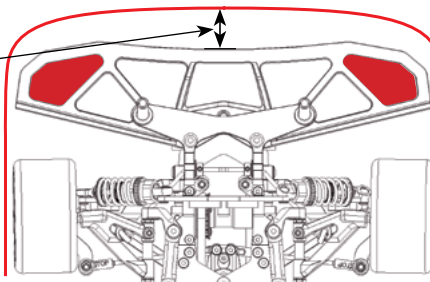
SHOCK ABSORBERS	
FRONT	REAR
OIL <input type="text"/> cst	OIL <input type="text"/> cst
SPRINGS 	SPRINGS 
<input type="radio"/> Open <input type="radio"/> Closed	

FRONT		TYRES		REAR	
RIGHT	LEFT	Controlled Tyre <input type="checkbox"/>		RIGHT	LEFT
		MAKE			
		SHORE			
		DIAMETER			
		5-MIN WEAR			

FRONT			ANTI-ROLL BARS			REAR		
<input type="checkbox"/>	<input type="checkbox"/>	<input type="checkbox"/>	<input type="checkbox"/>	<input type="checkbox"/>	<input type="checkbox"/>	<input type="checkbox"/>	<input type="checkbox"/>	<input type="checkbox"/>
SOFT	MEDIUM	HARD	SOFT	MEDIUM	HARD	SOFT	MEDIUM	HARD

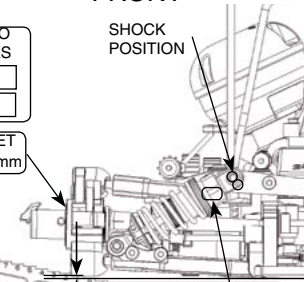
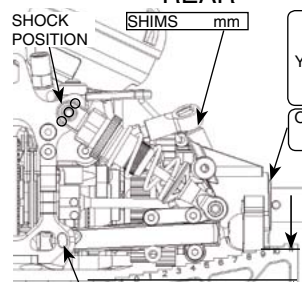
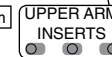
ENGINE	
ENGINE <input type="text"/>	
VERSION <input type="text"/>	HEADSHIMS <input type="text"/> mm
GLOWPLUG <input type="text"/>	CARB DIA <input type="text"/> mm
PIPE <input type="text"/>	MANIFOLD <input type="text"/>
FUEL <input type="text"/>	NITRO <input type="text"/> %

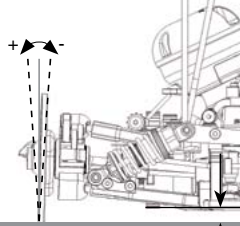
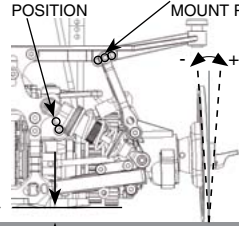
CENTAX	
CLUTCHBELL ALU <input type="checkbox"/>	STEEL <input type="checkbox"/>
CLUTCHSHOE YELLOW <input type="checkbox"/>	RED <input type="checkbox"/> BLACK <input type="checkbox"/>
CLUTCH SPRING <input type="text"/>	CLUTCH BELL GAP <input type="text"/> mm

AERODYNAMIC CONFIGURATION	
BODY	
BRAND <input type="text"/>	TYPE <input type="text"/>
BODY POSITION <input type="text"/> mm	
AIR TRIM POSITION <input type="text"/> mm	
BUMPER HOLES CUT <input type="checkbox"/> YES <input type="checkbox"/> NO	

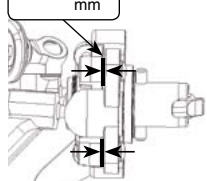
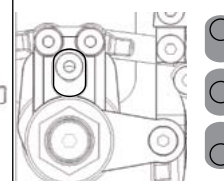
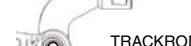
REMARKS


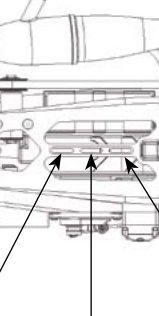
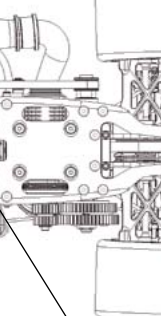
RACE <input type="text"/>	DATE <input type="text"/>
TRACK <input type="text"/>	QUALIFYING POSITION <input type="text"/>
DRIVER <input type="text"/>	QUALIFYING TIME <input type="text"/>
TRACTION: LOW <input type="checkbox"/> MEDIUM <input type="checkbox"/> HIGH <input type="checkbox"/>	STARTING POSITION <input type="text"/>
TRACK TEMP <input type="text"/> AIR TEMP <input type="text"/>	FINAL POSITION <input type="text"/>

FRONT	REAR
AERO DISKS YES <input type="checkbox"/> NO <input type="checkbox"/>	AERO DISKS YES <input type="checkbox"/> NO <input type="checkbox"/>
SHOCK POSITION 	SHOCK POSITION 
OFFSET mm <input type="text"/>	SHIMS mm <input type="text"/>
DOWNSTOP mm <input type="text"/>	DOWNSTOP mm <input type="text"/>
UPPER ARM INSERTS 	ROLL CENTER INSERTS Front <input type="text"/> Rear <input type="text"/>

FRONT CAMBER R <input type="text"/> L <input type="text"/>	CAMBERLINK POSITION 	REAR CAMBER R <input type="text"/> L <input type="text"/>
	REAR BODY MOUNT POSITION 	
	RIDE HEIGHT WITH TYRE Ø mm <input type="text"/>	RIDE HEIGHT WITH TYRE Ø mm <input type="text"/>

ROLL CENTER SPACER Shims Front <input type="text"/> Shims Rear <input type="text"/>	FRONT TOE <input type="text"/>	WHEEL BASE 0 <input type="checkbox"/> 1 <input type="checkbox"/> 2 <input type="checkbox"/> 3 <input type="checkbox"/>
CASTER SPACERS mm <input type="text"/>	REAR TOE <input type="text"/>	
FLEX YES <input type="checkbox"/> NO <input type="checkbox"/>		

BRACKET TYPE UP <input type="checkbox"/> DOWN <input type="checkbox"/>	INSERT POSITION 	KINGPIN mm <input type="text"/>	ACKERMANN 
SHIMS mm <input type="text"/>	WHEEL BASE 0 <input type="checkbox"/> 1 <input type="checkbox"/> 2 <input type="checkbox"/> 3 <input type="checkbox"/>	TRACKROD POSITION 	

TRACK WIDTH mm <input type="text"/>	WEIGHT POSITION  grams	WEIGHT POSITION  grams	WEIGHT POSITION  grams	TRACK WIDTH mm <input type="text"/>
--	---	--	--	--