

# ADVANCED USER MANUAL



## SECTION 2: RIM COVERS

Car / class: 977evo / 1/8 on road

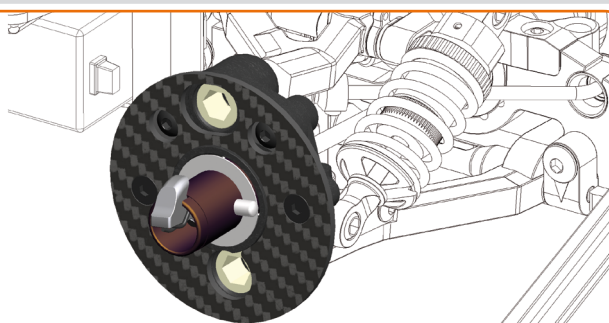
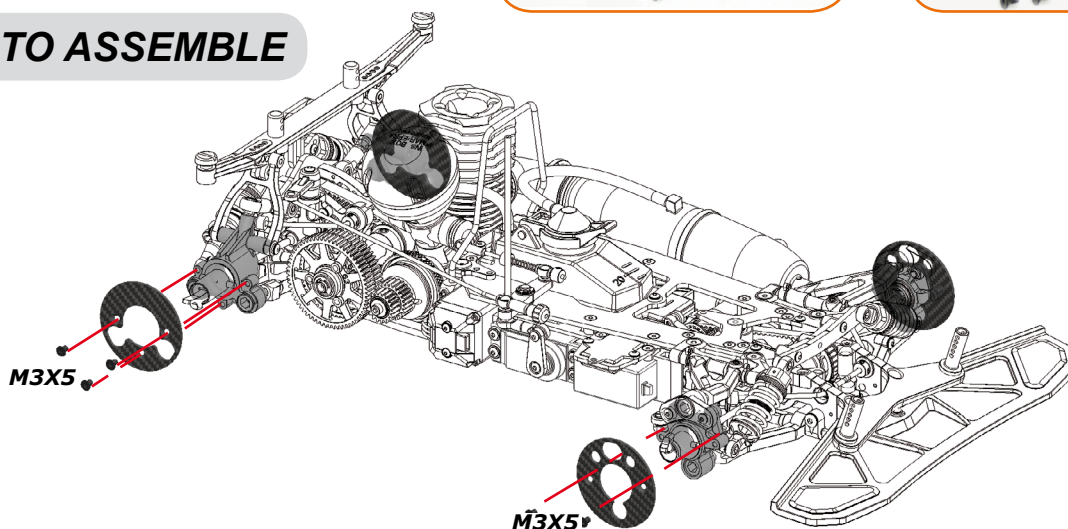
### INTRODUCTION

- **Definition:** For the Serpent 977 Viper we introduce the carbon inside rim covers, which are mounted on the uprights and / or steeringblocks of the Matrix and come with hardware needed. They have factors that influence aerodynamic resistance from the body shell as they stop air from leaking out from the wheel arch under the body shell adjusting downforce characteristics.
- **Advantages:** Using the Rim Covers, only front, only rear or front and rear, they can create more steering and overall more stable car depending on the track and grip.

### OPTIONAL PARTS NEEDED




### HOW TO ASSEMBLE



#### COVER RIMS FR MOUNTED

- More overall downforce
- More steering turn in into the corner
- Faster steering input
- Use on low or high grip fast layout tracks



#### COVER RIMS RR MOUNTED

- Less rear downforce
- More steering turn in into the corner
- Use on high grip / fast layout tracks



### TEAM DRIVER COMMENT

- **By Mark Green ( works-driver, Multiple Champion)**  
Its good to test the wheel-disks at every track to feel what it does. On some tracks it works really well, on others not at all. First try only fronts, and when that works better, than also try rears.