

SET UP





748

NATRIX

1ST			SPUR			2ND		
<input type="checkbox"/> 58	<input type="checkbox"/> 59	<input type="checkbox"/> 60	<input type="checkbox"/> 53	<input type="checkbox"/> 54	<input type="checkbox"/> 55			

1ST			PINION			2ND		
<input type="checkbox"/> 16	<input type="checkbox"/> 17	<input type="checkbox"/> 18	<input type="checkbox"/> 21	<input type="checkbox"/> 22	<input type="checkbox"/> 23			

FRONT		DRIVE TRAIN		REAR	
<input type="checkbox"/> GEAR DIFF	cst	<input type="checkbox"/> GEAR DIFF	cst		
<input type="checkbox"/> ONE WAY		<input type="checkbox"/> SOLID			
<input type="checkbox"/> SPOOL					

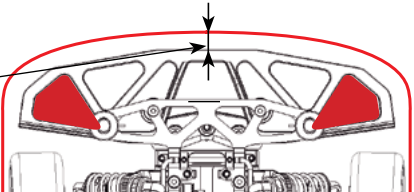
SHOCK ABSORBERS	
FRONT	REAR
OIL cst	OIL cst
SPRINGS	SPRINGS
	
<input type="radio"/> Open	<input type="radio"/> Closed

FRONT		ANTI-ROLL BARS				REAR		
<input type="checkbox"/> 1.8	<input type="checkbox"/> 2.2	<input type="checkbox"/> 2.5	<input type="checkbox"/> 2.8	<input type="checkbox"/> 1.6	<input type="checkbox"/> 1.8	<input type="checkbox"/> 2.0	<input type="checkbox"/> 2.2	<input type="checkbox"/> 2.5

FRONT		TYRES		REAR	
RIGHT	LEFT	Controlled Tyre	<input type="checkbox"/>	RIGHT	LEFT
		MAKE			
		SHORE			
		DIAMETER			
		5-MIN WEAR			

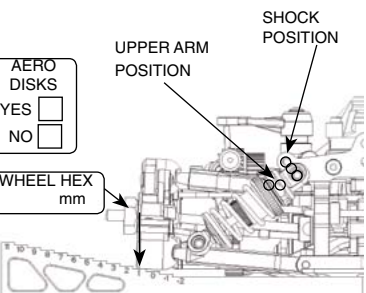
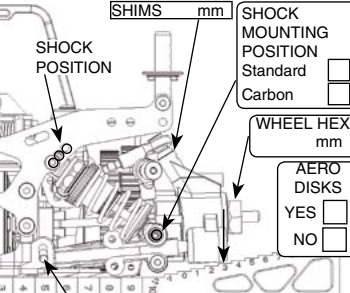
ENGINE	
ENGINE	
VERSION	HEADSHIMS mm
GLOWPLUG	CARB DIA mm
PIPE	MANIFOLD
FUEL	NITRO %

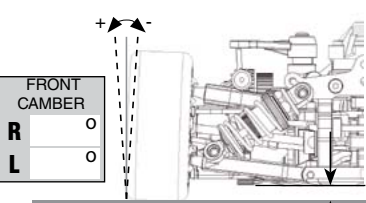
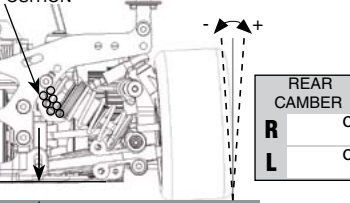
CENTAX	
CLUTCHBELL	ALU <input type="checkbox"/> STEEL <input type="checkbox"/>
CLUTCHSHOE	YELLOW <input type="checkbox"/> RED <input type="checkbox"/> BLACK <input type="checkbox"/>
CLUTCH SPRING	<input type="text"/> CLUTCH BELL GAP mm

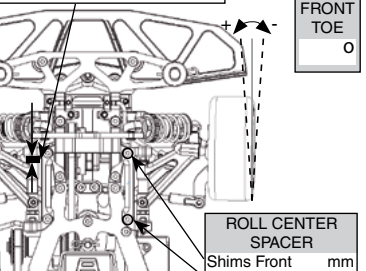
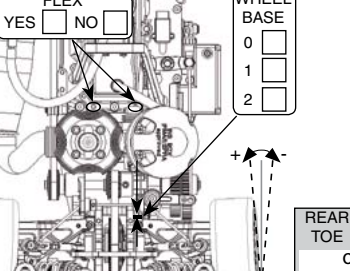
AERODYNAMIC CONFIGURATION	
BODY	
BRAND	TYPE
BODY POSITION	
BUMPER HOLES CUT	
<input type="checkbox"/> YES	<input type="checkbox"/> NO

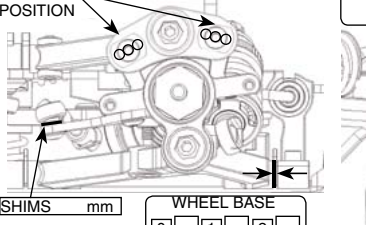
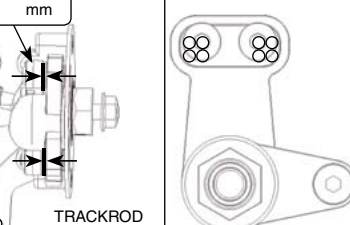
REMARKS	

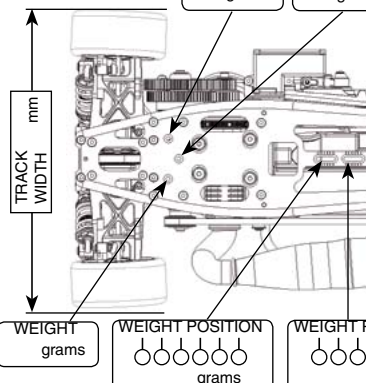
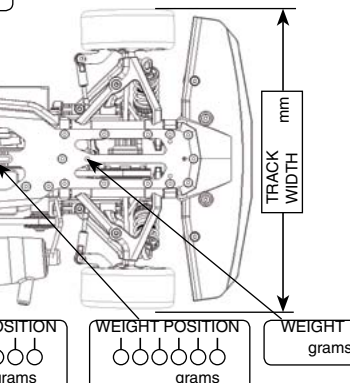
RACE	<input type="text"/>	DATE	<input type="text"/>
TRACK	<input type="text"/>	QUALIFYING POSITION	<input type="text"/>
DRIVER	<input type="text"/>	QUALIFYING TIME	<input type="text"/>
TRACTION: LOW	<input type="checkbox"/>	MEDIUM	<input type="checkbox"/>
TRACK TEMP	<input type="text"/>	AIR TEMP	<input type="text"/>
		STARTING POSITION	<input type="text"/>
		FINAL POSITION	<input type="text"/>

FRONT		REAR	
		SHIMS mm	SHOCK MOUNTING POSITION Standard <input type="checkbox"/> Carbon <input type="checkbox"/>
AERO DISKS YES <input type="checkbox"/> NO <input type="checkbox"/>	UPPER ARM POSITION	SHOCK POSITION	WHEEL HEX mm
WHEEL HEX mm	DOWNSTOP mm	ROLL CENTER INSERTS Front <input type="checkbox"/> Rear <input type="checkbox"/>	AERO DISKS YES <input type="checkbox"/> NO <input type="checkbox"/>

FRONT CAMBER		REAR CAMBER	
R 0	L 0	R 0	L 0
			
FRONT CAMBER		REAR CAMBER	
RIDE HEIGHT WITH TYRE Ø mm		RIDE HEIGHT WITH TYRE Ø mm	

FRONT TOE		REAR TOE	
FRONT TOE 0	REAR TOE 0	WHEEL BASE 0 <input type="checkbox"/> 1 <input type="checkbox"/> 2 <input type="checkbox"/>	ACKERMANN
		ROLL CENTER SPACER Shims Front mm Shims Rear mm	TRACKROD POSITION

INSERT POSITION		KINGPIN	
		SHIMS mm	WHEEL BASE 0 <input type="checkbox"/> 1 <input type="checkbox"/> 2 <input type="checkbox"/>

WEIGHT grams		WEIGHT POSITION	
		WEIGHT POSITION grams	WEIGHT POSITION grams