



RACE	TRACK	DATE
DRIVER	QUALIFYING POSITION	
SURFACE: <input type="checkbox"/> ASPHALT <input type="checkbox"/> CARPET	QUALIFYING TIME	
TRACTION: <input type="checkbox"/> LOW <input type="checkbox"/> MEDIUM <input type="checkbox"/> HIGH	STARTING POSITION	
TRACK TEMP	AIR TEMP	FINAL POSITION

GEAR RATIO		
SPUR GEAR	PITCH	TEETH
PINION	PITCH	TEETH
FINAL DRIVE RATIO		
ROLL OUT	mm	

ELECTRONICS		
BATTERY		
BRAND	CAPACITY	
MOTOR		
BRAND	TYPE	TIMING
ESC		
BRAND	TYPE	

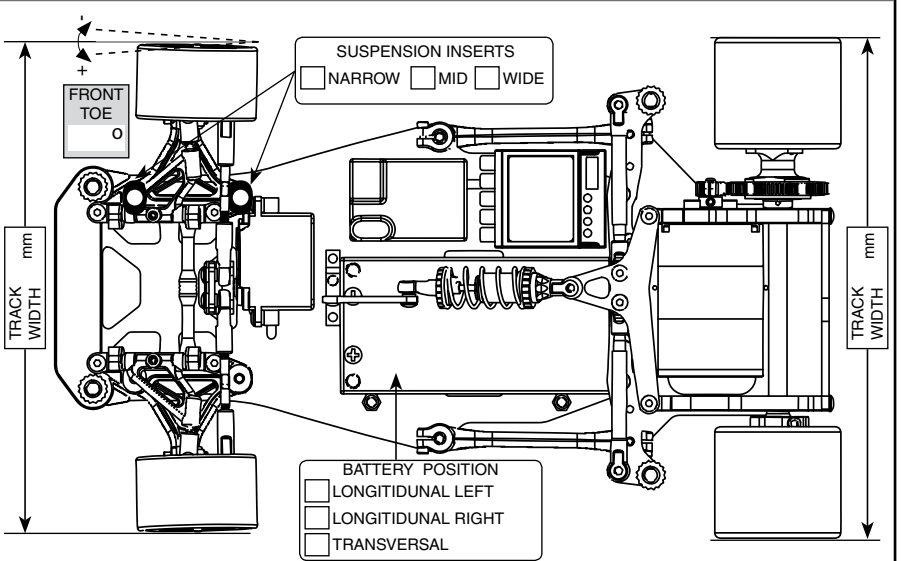
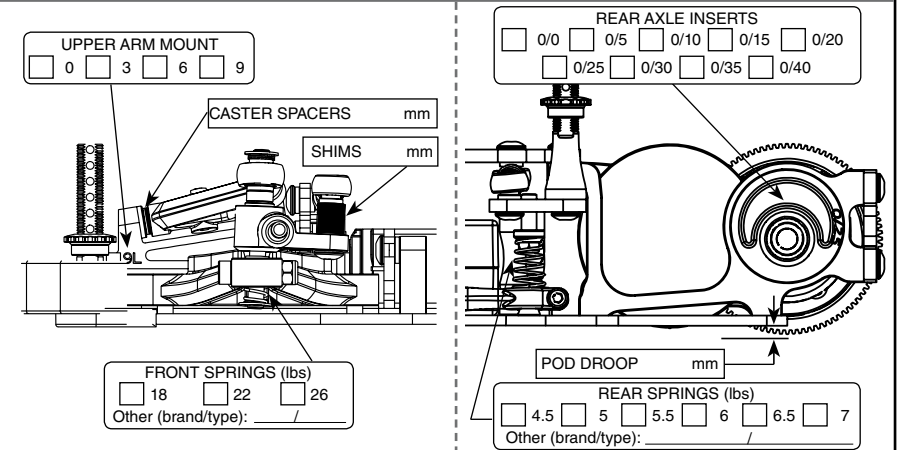
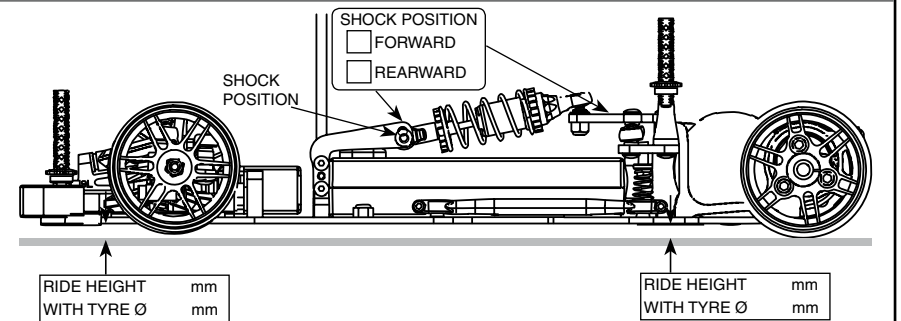
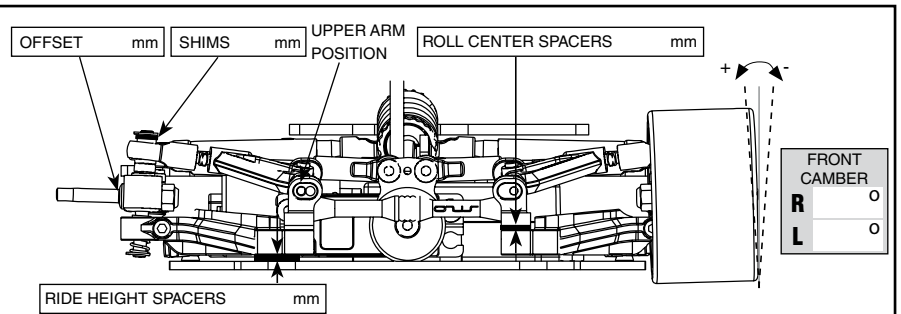
CENTER SHOCK ABSORBER	
OIL	cst
<input type="radio"/> Open <input type="radio"/> Closed	
CENTER SPRING (lbs)	
<input type="checkbox"/> 6.5 <input type="checkbox"/> 8 <input type="checkbox"/> 10 <input type="checkbox"/> 12	<input type="checkbox"/> 14 <input type="checkbox"/> 16 <input type="checkbox"/> 18
Other (brand/type):	

CENTRAL TUBES	
OIL	cst

STEERING BLOCKS	
ACKERMAN POSITION	SHIMS mm
KING PIN INSERT	<input type="checkbox"/> 0 <input type="checkbox"/> 1 <input type="checkbox"/> 2 <input type="checkbox"/> 3 <input type="checkbox"/> 4

TIRES	
FRONT	Controlled Tire <input type="checkbox"/> REAR
BRAND	
HARDNESS	
DIAMETER	mm
ADDITIVE	
ADDITIVE TIME	min
SURFACE	%

AERODYNAMIC CONFIGURATION	
BODY	
Brand	Type
BODY POSITION	mm



REMARKS