

NAME RACE DATE

DIFFERENTIAL OIL

FRONT

CENTER

REAR

CST

CST

CST

TRANSMISSION SET UP

PINION T SPUR GEAR TFINAL DRIVE RATIO ROLLOUT mmMOTOR TIMING ROTOR ARMATURE ESC BATTERIES

BRUSHLESS PROGRAM PUNCH INITIAL BRAKE AUTO BRAKE

BODY - WING

BODY WING

SHOCKS

FRONT

SPRING

REAR

SOFT

RED
PURPLE
YELLOW
WHITE
SILVER
BLACK

SOFT

HARD

HARD

 OIL/CST REBOUND %

PISTON

HOLES SIZE

OPEN

CLOSED

1.1MM

1.2MM

1.3MM

1.4 MM

OTHER

TYRES

BRAND TYPE INSERT WHEELS

COMMENTS

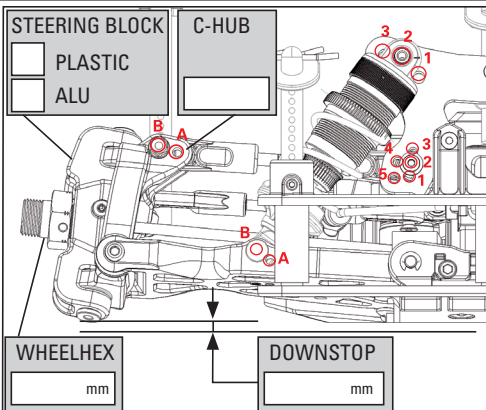
TRACK

STEERING BLOCK

PLASTIC

ALU

C-HUB



WHEELHEX

mm

DOWNSTOP

mm

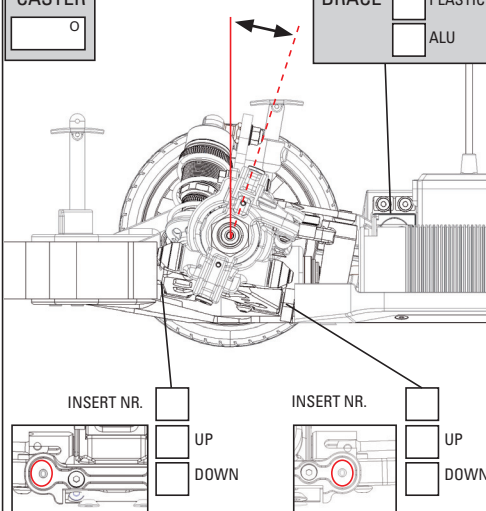
CASTER

0

BRACE

PLASTIC

ALU



INSERT NR.

UP

DOWN

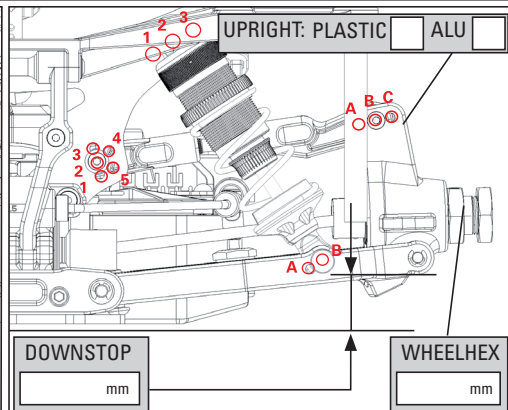
INSERT NR.

UP

DOWN

UPRIGHT: PLASTIC

ALU



DOWNSTOP

mm

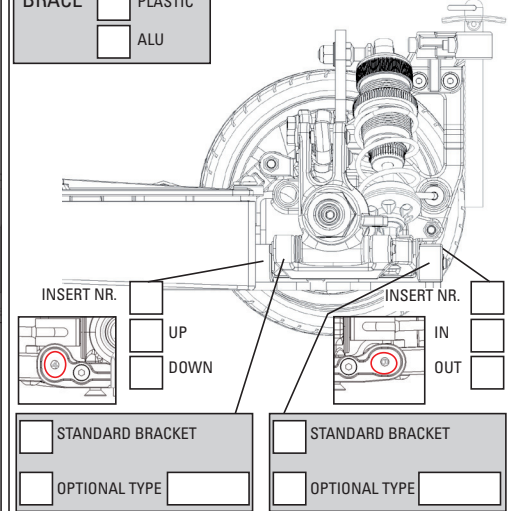
WHEELHEX

mm

BRACE

PLASTIC

ALU



INSERT NR.

UP

DOWN

INSERT NR.

IN

OUT

STANDARD BRACKET

OPTIONAL TYPE

STANDARD BRACKET

OPTIONAL TYPE

ANTI ROLLBAR

1.8mm

2.0mm

2.3mm

2.5mm

2.7mm

OUT

-

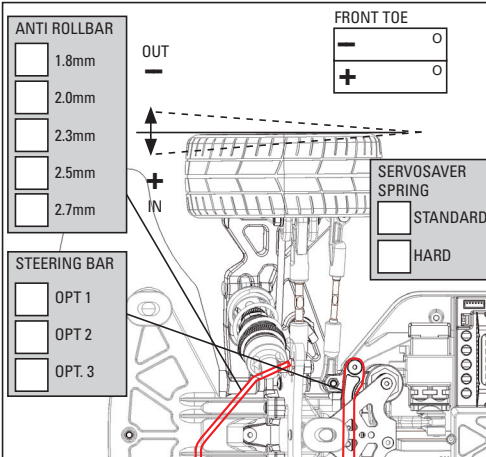
+

IN

FRONT TOE

-

+



STEERING BAR

OPT 1

OPT 2

OPT. 3

SERVO SAVER SPRING

STANDARD

HARD

ANTI ROLLBAR

1.8mm

2.0mm

2.3mm

2.5mm

2.7mm

WHEELBASE SHIMS

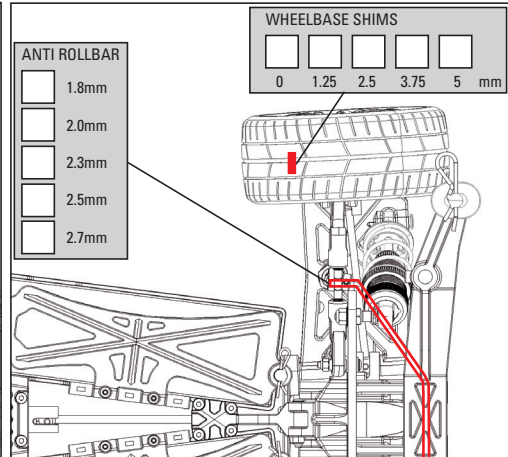
0

1.25

2.5

3.75

5 mm



FRONT CAMBER

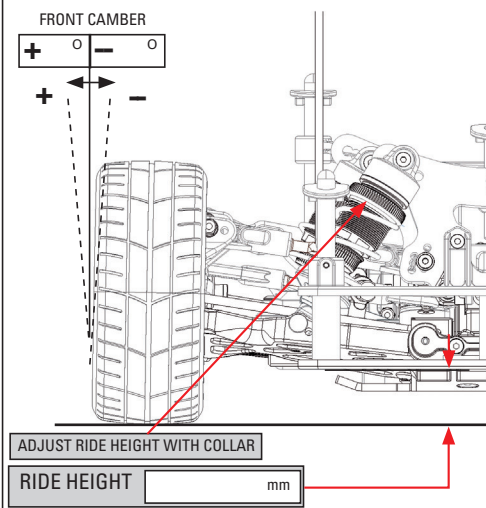
+

0

-

+

-



ADJUST RIDE HEIGHT WITH COLLAR

RIDE HEIGHT

mm

REAR CAMBER

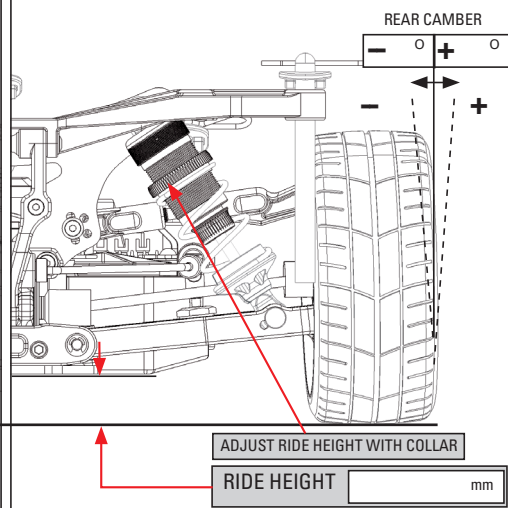
-

0

+

-

+



ADJUST RIDE HEIGHT WITH COLLAR

RIDE HEIGHT

mm