



| | | |
|--|---------------------|----------------|
| RACE | TRACK | DATE |
| DRIVER | QUALIFYING POSITION | |
| SURFACE: <input type="checkbox"/> ASPHALT <input type="checkbox"/> CARPET | QUALIFYING TIME | |
| TRACTION: <input type="checkbox"/> LOW <input type="checkbox"/> MEDIUM <input type="checkbox"/> HIGH | STARTING POSITION | |
| TRACK TEMP | AIR TEMP | FINAL POSITION |

| GEAR RATIO | | |
|-------------------|-------|-------|
| SPUR GEAR | PITCH | TEETH |
| PINION | PITCH | TEETH |
| FINAL DRIVE RATIO | | |
| ROLL OUT | mm | |

| ELECTRONICS | | |
|-------------|----------|--------|
| BATTERY | | |
| BRAND | CAPACITY | |
| MOTOR | | |
| BRAND | TYPE | TIMING |
| ESC | | |
| BRAND | TYPE | |

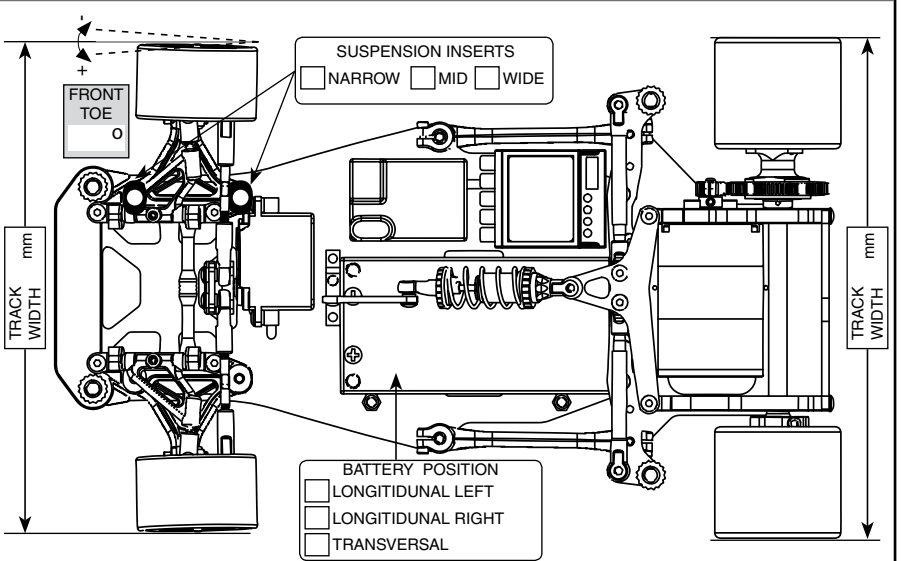
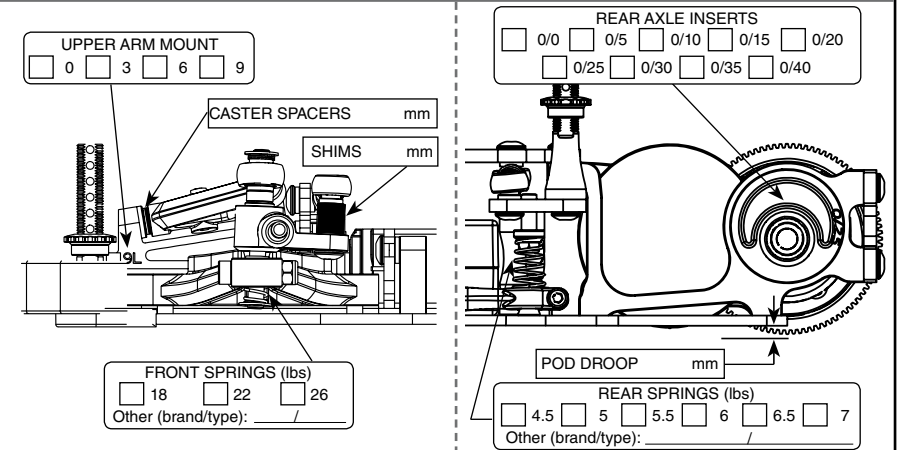
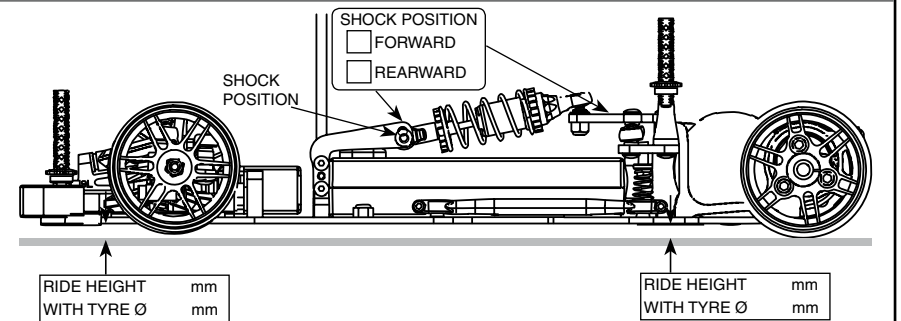
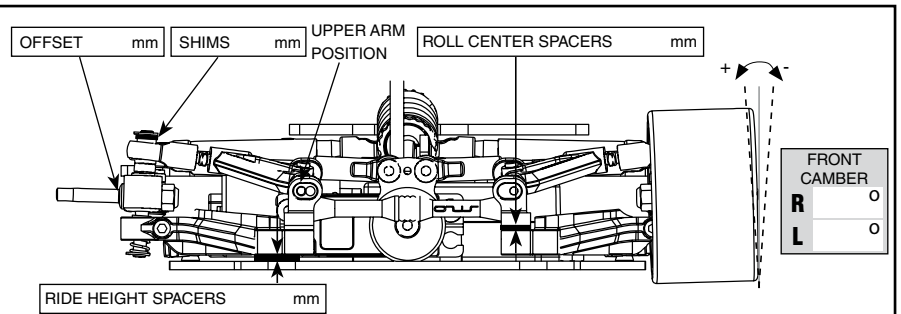
| CENTER SHOCK ABSORBER | |
|---|-----|
| OIL | cst |
| <input type="radio"/> Open <input type="radio"/> Closed | |
| CENTER SPRING (lbs) | |
| <input type="checkbox"/> 6.5 <input type="checkbox"/> 8 <input type="checkbox"/> 10 <input type="checkbox"/> 12 | |
| <input type="checkbox"/> 14 <input type="checkbox"/> 16 <input type="checkbox"/> 18 | |
| Other (brand/type): | |

| CENTRAL TUBES | |
|---------------|-----|
| | |
| OIL | cst |

| STEERING BLOCKS | |
|-------------------|--|
| ACKERMAN POSITION | SHIMS mm |
| KING PIN INSERT | <input type="checkbox"/> 0 <input type="checkbox"/> 1 <input type="checkbox"/> 2 <input type="checkbox"/> 3 <input type="checkbox"/> 4 |

| TIRES | |
|---------------|---|
| FRONT | Controlled Tire <input type="checkbox"/> REAR |
| BRAND | |
| HARDNESS | |
| DIAMETER | mm |
| ADDITIVE | |
| ADDITIVE TIME | min |
| SURFACE | % |

| AERODYNAMIC CONFIGURATION | |
|---------------------------|------|
| BODY | |
| Brand | Type |
| BODY POSITION | mm |



| REMARKS |
|---------|
| |