

SET UP

Serpent Cobra GT 3.0 E

FR	SHOCK ABSORBERS		RR	
OIL	cst		OIL	cst
SPRINGS			SPRINGS	
PISTON N° HOLES \varnothing mm			PISTON N° HOLES \varnothing mm	
TYPE <input type="checkbox"/> FLAT <input type="checkbox"/> CONICAL			TYPE <input type="checkbox"/> FLAT <input type="checkbox"/> CONICAL	

FRONT					ANTI-ROLL BARS					REAR				
<input type="checkbox"/>	<input type="checkbox"/>	<input type="checkbox"/>	<input type="checkbox"/>	<input type="checkbox"/>	<input type="checkbox"/>	<input type="checkbox"/>	<input type="checkbox"/>	<input type="checkbox"/>	<input type="checkbox"/>	<input type="checkbox"/>	<input type="checkbox"/>	<input type="checkbox"/>	<input type="checkbox"/>	
1.8	2.0	2.3	2.5	2.7	1.8	2.0	2.3	2.5	2.7					

DIFFERENTIAL OIL		
FRONT DIFF OIL	CENTER DIFF OIL	REAR DIFF OIL
cst	cst	cst

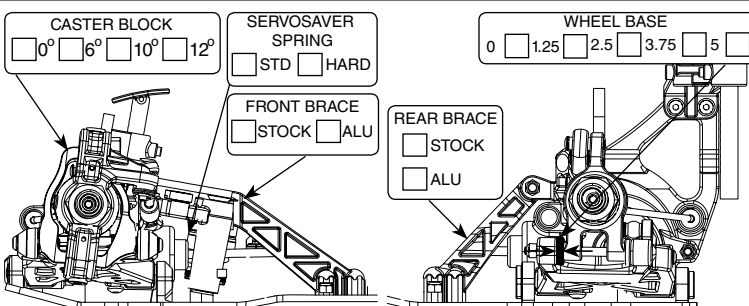
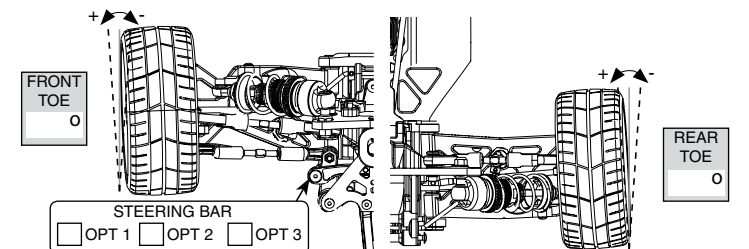
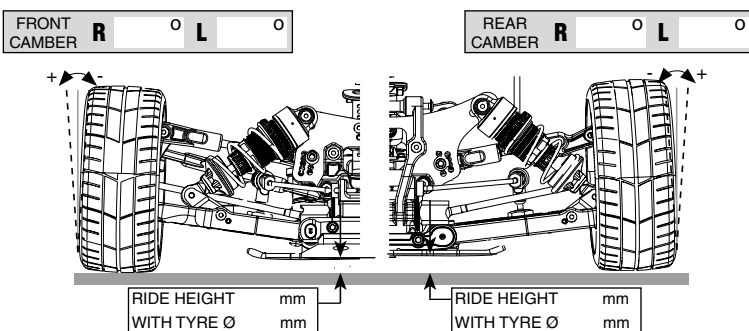
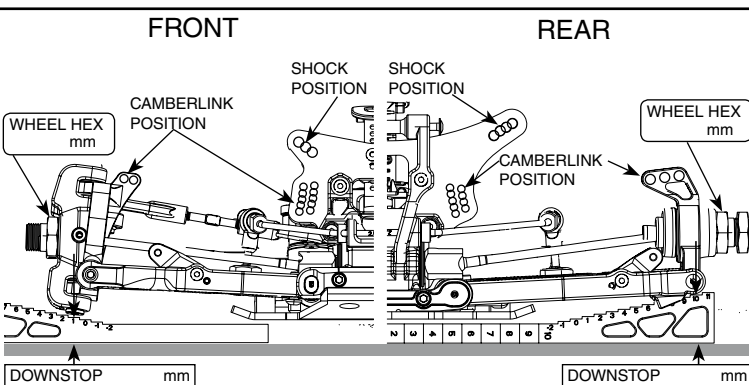
RATIO CONFIGURATION	
SPUR GEAR	teeth
PINION	teeth
FINAL DRIVE RATIO	ROLL OUT mm

ELECTRONICS	
BATTERY:	
BRAND	CAPACITY
MOTOR	
BRAND	TYPE
TIMING	
ESC	
BRAND	TYPE
CONFIGURATION	

FR	TYRES		Controlled Tyre <input type="checkbox"/>	RR
	MAKE			
	TYPE			
	INSERTS			
	WHEELS			

AERODYNAMIC CONFIGURATION	
BODY	
BRAND	TYPE
WING	
BRAND	
TYPE	
BODY POSITION	
mm	

RACE		DATE	
TRACK		QUALIFYING POSITION	
DRIVER		QUALIFYING TIME	
TRACTION: LOW <input type="checkbox"/> MEDIUM <input type="checkbox"/> HIGH <input type="checkbox"/>		STARTING POSITION	
TRACK TEMP		AIR TEMP	
		FINAL POSITION	



FRONT FR TOE BLOCK INSERT POS. <input type="checkbox"/> UP <input type="checkbox"/> DOWN	FRONT RR TOE BLOCK INSERT POS. <input type="checkbox"/> UP <input type="checkbox"/> DOWN	REAR FR TOE BLOCK INSERT POS. TOE BLOCK TYPE <input type="checkbox"/> UP <input type="checkbox"/> 2 <input type="checkbox"/> DOWN <input type="checkbox"/> 2.5-4.5	REAR RR TOE BLOCK INSERT POS. TOE BLOCK TYPE <input type="checkbox"/> IN <input type="checkbox"/> STD <input type="checkbox"/> HR3 <input type="checkbox"/> OUT <input type="checkbox"/> LR3
--	--	--	--

REMARKS