



Setup Sheet

S4II ERYX4.0

FRONT	DRIVETRAIN	REAR
<input type="checkbox"/> GEAR DIFF	cst	<input type="checkbox"/> GEAR DIFF
<input type="checkbox"/> SPOOL		<input type="checkbox"/> BALL DIFF
<input type="checkbox"/> ONE WAY		<input type="checkbox"/> SOLID
<input type="checkbox"/> BALL DIFF		

FLEX CONFIGURATION	
CHASSIS PLATE	TOP DECK
<input type="checkbox"/> ALU 2mm	<input type="checkbox"/> CARBON 2mm
<input type="checkbox"/> CARBON 2.25mm	<input type="checkbox"/> 1.75mm
	<input type="checkbox"/> 2mm
	<input type="checkbox"/> 2.5mm

ELECTRONICS	
BATTERY:	
MOTOR:	TIMING:
ESC:	
ESC SETTING:	
RADIO:	
RECEIVER:	

RATIO CONFIGURATION	
SPUR GEAR:	TEETH - PITCH:
PINION:	TEETH - PITCH:
FINAL DRIVE RATIO:	ROLL OUT: mm

FRONT	SHOCK ABSORBER	REAR
OIL	cst	OIL
SPRINGS		SPRINGS
<input type="checkbox"/>	<input type="checkbox"/>	<input type="checkbox"/>
<input type="checkbox"/>	<input type="checkbox"/>	<input type="checkbox"/>
<input type="checkbox"/>	<input type="checkbox"/>	<input type="checkbox"/>
<input type="checkbox"/>	<input type="checkbox"/>	<input type="checkbox"/>

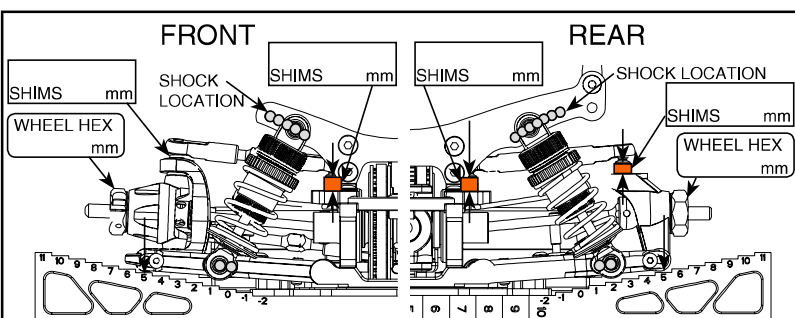
FRONT	ANTI-ROLL BARS	REAR
<input type="checkbox"/> 1.2	<input type="checkbox"/> 1.4	<input type="checkbox"/> 1.2
<input type="checkbox"/> 1.6	<input type="checkbox"/> 1.8	<input type="checkbox"/> 1.4
<input type="checkbox"/>	<input type="checkbox"/>	<input type="checkbox"/> 1.6
<input type="checkbox"/>	<input type="checkbox"/>	<input type="checkbox"/> 1.8

FRONT	TYRES	REAR
	Controlled <input type="checkbox"/>	
	MAKE & TYPE	
	INSERTS	
	ADDITIVE	
	SURFACE	
	ADDITIVE TIME	

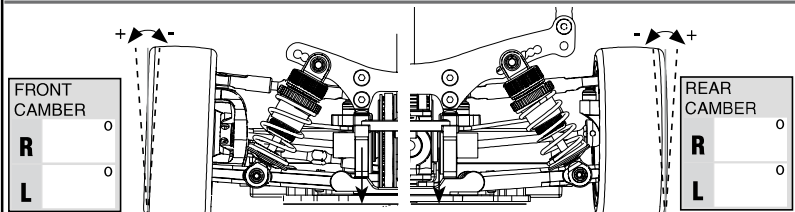
AERODYNAMIC CONFIGURATION	
BODY	
WING	
BODY POSITION	

REMARKS

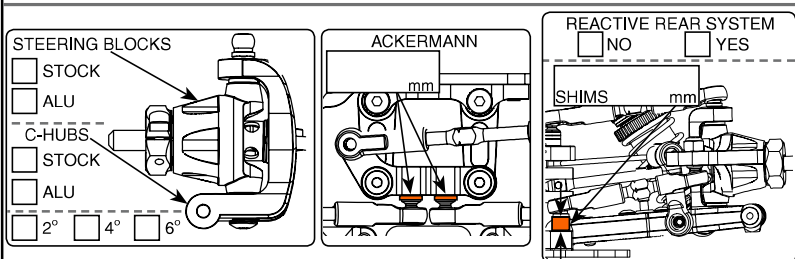
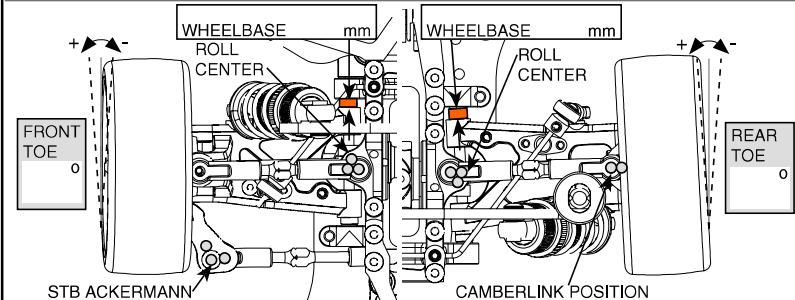
RACE	DATE
TRACK	QUALIFYING POSITION
DRIVER	QUALIFYING TIME
SURFACE: ASPHALT <input type="checkbox"/> CARPET <input type="checkbox"/>	STARTING POSITION
GRIP: LOW <input type="checkbox"/> MEDIUM <input type="checkbox"/> HIGH <input type="checkbox"/>	FINAL POSITION
TRACK TEMP	AIR TEMP



DOWNSTOP	mm
DOWNSTOP	mm



TYRE Ø	mm - RIDE HEIGHT	mm
RIDE HEIGHT	mm - TYRE Ø	mm



FR-FR SUSP. BRACKET	FR-FR SUSPENSION BRACKET	RR-FR SUSPENSION BRACKET	RR-RR SUSP. BRACKET
TYPE	TYPE	TYPE	TYPE
SPACER	SPACER	SPACER	SPACER

