

SET UP





NATRIX 748

1ST			SPUR			2ND		
<input type="checkbox"/> 58	<input type="checkbox"/> 59	<input type="checkbox"/> 60	<input type="checkbox"/> 53	<input type="checkbox"/> 54	<input type="checkbox"/> 55			

1ST			PINION			2ND		
<input type="checkbox"/> 16	<input type="checkbox"/> 17	<input type="checkbox"/> 18	<input type="checkbox"/> 21	<input type="checkbox"/> 22	<input type="checkbox"/> 23			

FRONT		DRIVE TRAIN		REAR	
<input type="checkbox"/> GEAR DIFF	cst	<input type="checkbox"/> GEAR DIFF	cst		
<input type="checkbox"/> ONE WAY		<input type="checkbox"/> SOLID			
<input type="checkbox"/> SPOOL					

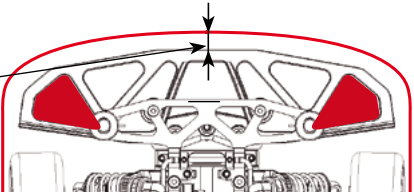
SHOCK ABSORBERS			
FRONT		REAR	
OIL	cst	OIL	cst
SPRINGS		SPRINGS	
	<input type="radio"/> Open <input type="radio"/> Closed		

FRONT		ANTI-ROLL BARS				REAR		
<input type="checkbox"/> 1.8	<input type="checkbox"/> 2.2	<input type="checkbox"/> 2.5	<input type="checkbox"/> 2.8	<input type="checkbox"/> 1.6	<input type="checkbox"/> 1.8	<input type="checkbox"/> 2.0	<input type="checkbox"/> 2.2	<input type="checkbox"/> 2.5

FRONT		TYRES		REAR	
RIGHT	LEFT	Controlled Tyre	<input type="checkbox"/>	RIGHT	LEFT
		MAKE			
		SHORE			
		DIAMETER			
		5-MIN WEAR			

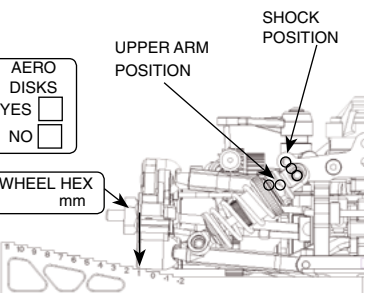
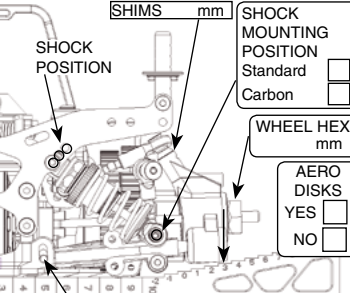
ENGINE			
ENGINE			
VERSION	HEADSHIMS	mm	
GLOWPLUG	CARB DIA	mm	
PIPE	MANIFOLD		
FUEL	NITRO	%	

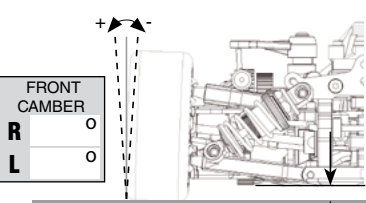
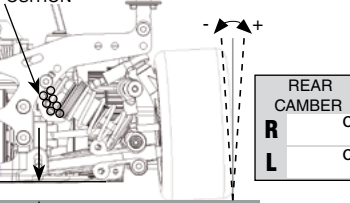
CENTAX						
CLUTCHBELL	ALU	<input type="checkbox"/>	STEEL	<input type="checkbox"/>		
CLUTCHSHOE	YELLOW	<input type="checkbox"/>	RED	<input type="checkbox"/>	BLACK	<input type="checkbox"/>
CLUTCH SPRING		CLUTCH BELL GAP	mm			

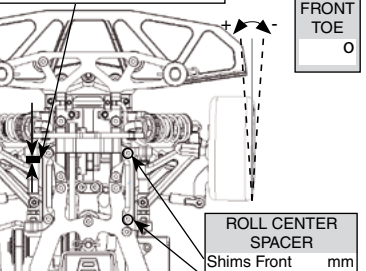
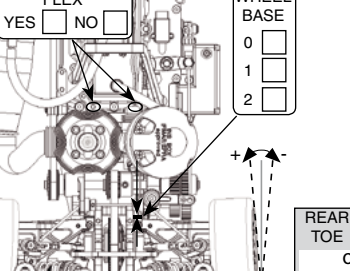
AERODYNAMIC CONFIGURATION	
BODY	
BRAND	TYPE
BODY POSITION	mm
BUMPER HOLES CUT	
<input type="checkbox"/> YES	<input type="checkbox"/> NO
	

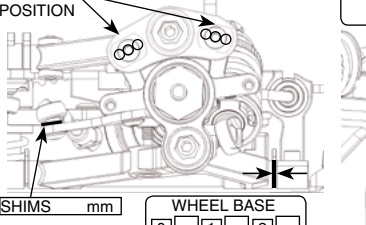
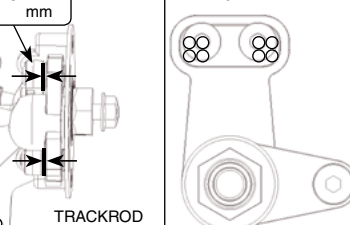
REMARKS	

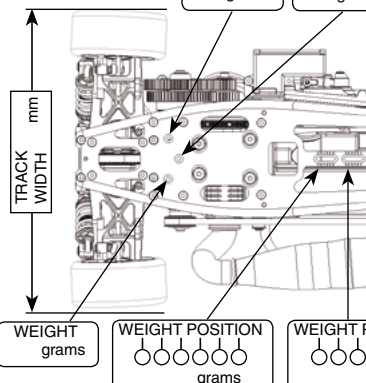
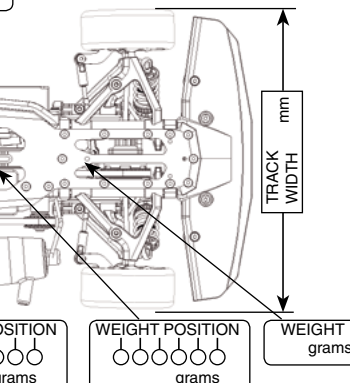
RACE		DATE					
TRACK		QUALIFYING POSITION					
DRIVER		QUALIFYING TIME					
TRACTION: LOW	<input type="checkbox"/>	MEDIUM	<input type="checkbox"/>	HIGH	<input type="checkbox"/>	STARTING POSITION	
TRACK TEMP		AIR TEMP		FINAL POSITION			

FRONT		REAR	
			
AERO DISKS YES <input type="checkbox"/> NO <input type="checkbox"/>	SHOCK POSITION	SHOCK POSITION	SHOCK MOUNTING POSITION Standard <input type="checkbox"/> Carbon <input type="checkbox"/>
WHEEL HEX mm	UPPER ARM POSITION	SHOCK POSITION	WHEEL HEX mm
DOWNSTOP mm		ROLL CENTER INSERTS Front <input type="checkbox"/> Rear <input type="checkbox"/>	DOWNSTOP mm

FRONT		REAR	
			
FRONT CAMBER R <input type="checkbox"/> L <input type="checkbox"/>	CAMBERLINK POSITION	REAR CAMBER R <input type="checkbox"/> L <input type="checkbox"/>	
RIDE HEIGHT WITH TYRE Ø mm		RIDE HEIGHT WITH TYRE Ø mm	

FRONT		REAR	
			
CASTER SPACERS mm	FRONT TOE 0	FLEX YES <input type="checkbox"/> NO <input type="checkbox"/>	WHEEL BASE 0 <input type="checkbox"/> 1 <input type="checkbox"/> 2 <input type="checkbox"/>
ROLL CENTER SPACER Shims Front mm Shims Rear mm		REAR TOE 0	

FRONT		REAR	
			
INSERT POSITION	KINGPIN mm	ACKERMANN	
SHIMS mm	WHEEL BASE 0 <input type="checkbox"/> 1 <input type="checkbox"/> 2 <input type="checkbox"/>	TRACKROD POSITION	

FRONT		REAR	
			
WEIGHT grams	WEIGHT grams	WEIGHT grams	WEIGHT grams
TRACK WIDTH mm	WEIGHT POSITION grams	WEIGHT POSITION grams	WEIGHT POSITION grams