

### DRIVER, TRACK AND RESULTS

DRIVER	COUNTRY	WEATHER	AIR TEMP	TRACK TEMP	<input type="checkbox"/> DRY <input type="checkbox"/> INTERMEDIATE <input type="checkbox"/> WET
RACE	DATE	QUALY POS.	STARTING POS.	FINAL POS.	FASTEST LAP
TRACK	TYPE	<input type="checkbox"/> TIGHT <input type="checkbox"/> MEDIUM <input type="checkbox"/> OPEN	GRIP	<input type="checkbox"/> LOW <input type="checkbox"/> MEDIUM <input type="checkbox"/> HIGH	
SURFACE	CONDITION	<input type="checkbox"/> SMOOTH <input type="checkbox"/> ROUGH			
TYPE	<input type="checkbox"/> HARD PACKED <input type="checkbox"/> CLAY <input type="checkbox"/> MULTI/SURFACE <input type="checkbox"/> GRASS <input type="checkbox"/> BLUE GROOVE <input type="checkbox"/> DIRT <input type="checkbox"/> ASTRO-TURF				

FRONT SHOCK ABSORBERS		REAR
cst	OIL	cst
SPRINGS		
mm	REBOUND	mm
N° HOLES	mm	PISTONS N° HOLES
<input type="checkbox"/> BLADDER	SEAL TYPE	<input type="checkbox"/> BLADDER
<input type="checkbox"/> EMULSION		<input type="checkbox"/> EMULSION

FRONT ANTI-ROLL BARS		REAR
<input type="checkbox"/> 1.8 <input type="checkbox"/> 2.0 <input type="checkbox"/> 2.3 <input type="checkbox"/> 2.5 <input type="checkbox"/> 2.7	<input type="checkbox"/> 1.8 <input type="checkbox"/> 2.0 <input type="checkbox"/> 2.3 <input type="checkbox"/> 2.5 <input type="checkbox"/> 2.7	

DIFFERENTIAL OIL		
FRONT DIFF	CENTER DIFF	REAR DIFF
cst	cst	cst

GEARING	
CLUTCH BELL	Teeth
SPUR GEAR	Teeth

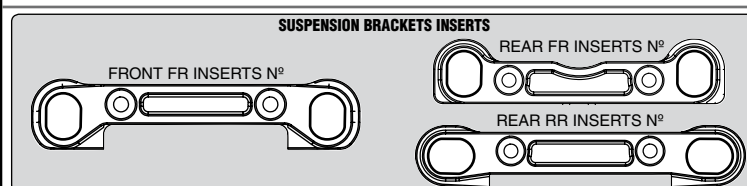
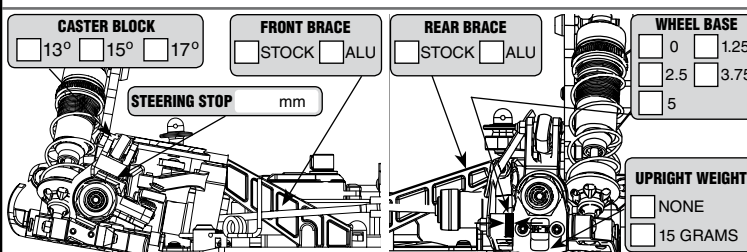
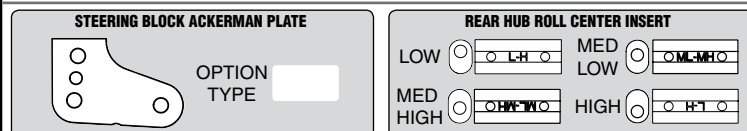
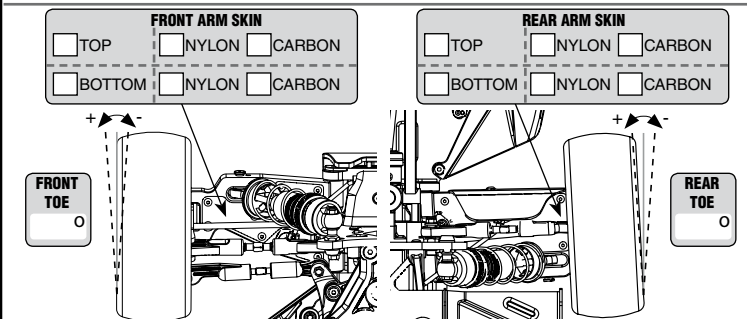
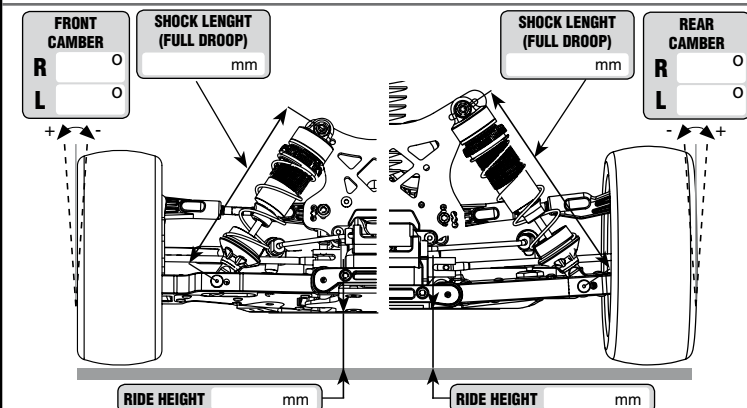
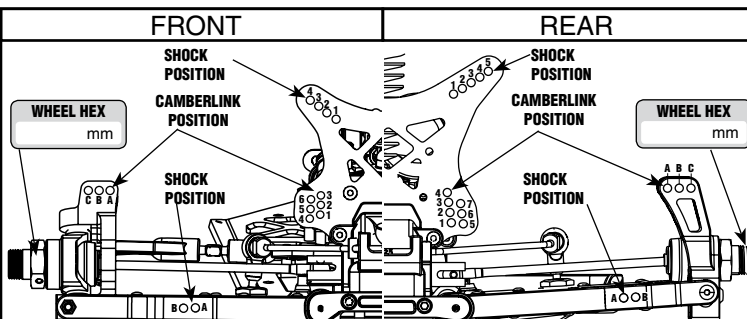
CLUTCH	
CLUTCH BELL	FLYWHEEL
<input type="checkbox"/> STANDARD <input type="checkbox"/> VENTED	<input type="checkbox"/> STEEL <input type="checkbox"/> ALU
CLUTCH SHOES	CLUTCH SPRINGS
SHOE TYPE x with SPRINGS TYPE	mm
SHOE TYPE x with SPRINGS TYPE	mm

ENGINE, PIPE AND FUEL	
ENGINE BRAND	TYPE
HEADSHIMS	mm GLOWPLUG
CARB	Ø
EXHAUST PIPE	MANIFOLD
FUEL BRAND	NITRO
	%

FLEX CONFIGURATION	
ENGINE MOUNT	<input type="checkbox"/> STANDARD <input type="checkbox"/> MONOBLOCK

AERODYNAMIC CONFIGURATION	
BODY	<input type="checkbox"/> STANDARD <input type="checkbox"/> HIGH DOWNFORCE <input type="checkbox"/> OTHER
WING	
TYPE	WING PLATES <input type="checkbox"/> 2° <input type="checkbox"/> 4° <input type="checkbox"/> 6°
GURNEY STRIP	<input type="checkbox"/> YES <input type="checkbox"/> NO
CENTER FOIL	<input type="checkbox"/> YES <input type="checkbox"/> NO

FRONT TIRES		Controlled Tire	REAR
MAKE			
TYPE			
INSERTS			
WHEELS			



REMARKS