

DRIVER, TRACK AND RESULTS

DRIVER Jörn Neumann **COUNTRY** Malaysia **WEATHER** AIR TEMP 30 TRACK TEMP ☒ DRY ☐ INTERMEDIATE ☐ WET
RACE Charity Race **DATE** 27.11.16 **QUALY POS.** 2 **STARTING POS.** 2 **FINAL POS.** 2 **FASTEST LAP**
TRACK Kuala Lumpur **TYPE** ☐ TIGHT ☐ MEDIUM ☒ OPEN ☐ **GRIP** ☐ LOW ☒ MEDIUM ☐ HIGH ☐
SURFACE CONDITION ☒ SMOOTH ☐ ROUGH ☐
TYPE ☐ HARD PACKED ☐ CLAY ☐ MULTI/SURFACE ☐ GRASS ☐ BLUE GROOVE ☒ DIRT ☐ ASTRO-TURF ☐

FRONT SHOCK ABSORBERS

REAR

FRONT 42.5 cst **OIL** 30 cst
pink **SPRINGS** blue
0 mm **REBOUND** 0 mm
N° HOLES 8 **Ø** 1.2 mm **PISTONS** **N° HOLES** 8 **Ø** 1.2 mm
☒ **BLADDER** **SEAL TYPE** ☒ **BLADDER**
☐ **EMULSION** ☐ **EMULSION**

FRONT ANTI-ROLL BARS

REAR

☐ 1.8 ☐ 2.0 ☒ 2.3 ☐ 2.5 ☐ 2.7 ☐ 1.8 ☐ 2.0 ☐ 2.3 ☐ 2.5 ☐ 2.7

DIFFERENTIAL OIL

FRONT DIFF 20K cst **CENTER DIFF** 15K cst **REAR DIFF** 10K cst

GEARING

CLUTCH BELL 13 Teeth **SPUR GEAR** 47 Teeth

CLUTCH

☒ **CLUTCH BELL** **STANDARD** ☐ **VENTED** ☒ **FLYWHEEL** **STEEL** ☐ **ALU**
CLUTCH SHOES **CLUTCH SPRINGS**
SHOE TYPE Alu x 2 with **SPRINGS TYPE** .90 mm
SHOE TYPE Alu x 2 with **SPRINGS TYPE** .95 mm

ENGINE, PIPE AND FUEL

ENGINE BRAND Maxima **TYPE** B2
HEADSHIMS mm **GLOWPLUG** P3 **CARB Ø** 6 mm
EXHAUST PIPE OS 2090 **MANIFOLD**
FUEL BRAND Maxima **NITRO** 25 %

FLEX CONFIGURATION

ENGINE MOUNT ☒ **STANDARD** ☐ **MONOBLOCK**

AERODYNAMIC CONFIGURATION

BODY ☒ **STANDARD** ☐ **HIGH DOWNFORCE** ☐ **OTHER**
WING
TYPE SERPENT **WING PLATES** ☐ 2° ☒ 4° ☐ 6°
GURNEY STRIP ☒ **YES** ☐ **NO** **CENTER FOIL** ☐ **YES** ☐ **NO**

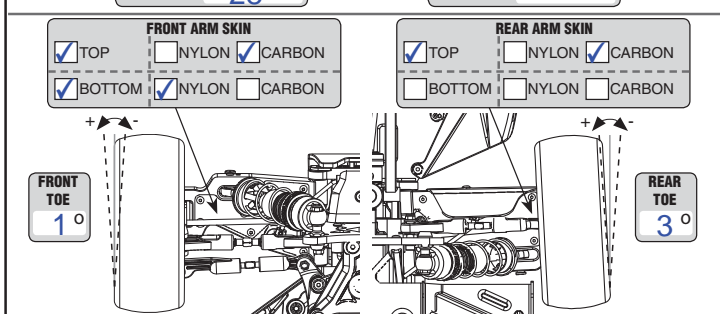
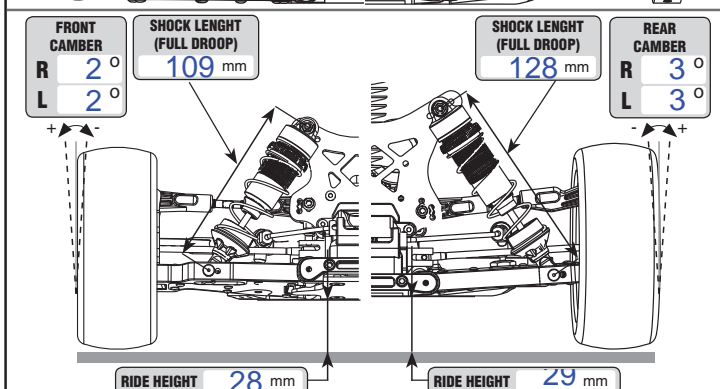
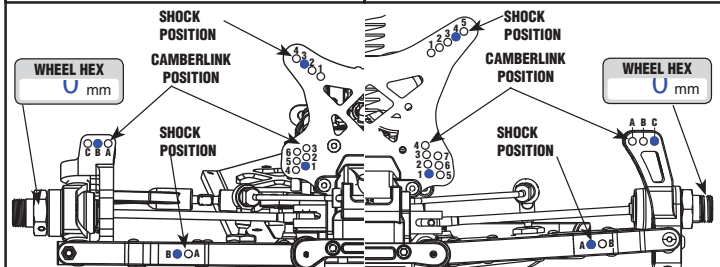
FRONT TIRES

Controlled Tire

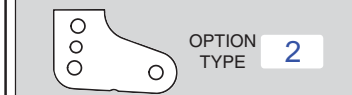
Proline **MAKE** Proline
Electron M4 **TYPE** Electron M4
PL **INSERTS** PL
PL **WHEELS** PL

FRONT

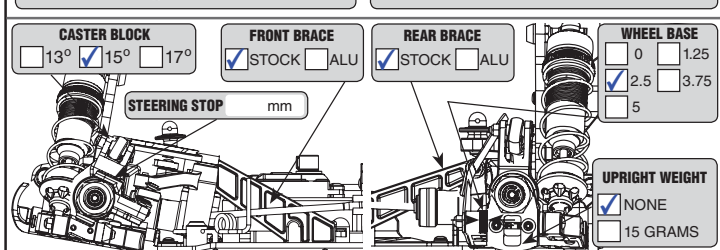
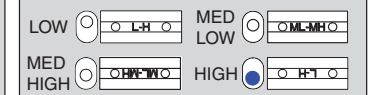
REAR



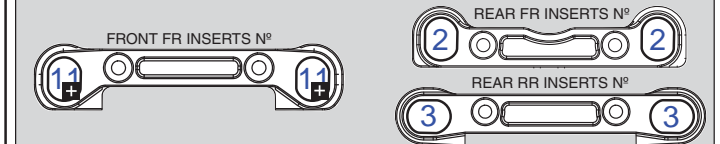
STEERING BLOCK ACKERMAN PLATE



REAR HUB ROLL CENTER INSERT



SUSPENSION BRACKETS INSERTS



REMARKS

Aluminium shock towers. 2.8 rear swaybar. Brake set 40% front 60% rear.