

DRIVER, TRACK AND RESULTS

DRIVER	Carlos Durães	COUNTRY	Portugal	WEATHER	AIR TEMP 18°	TRACK TEMP	<input checked="" type="checkbox"/> DRY <input type="checkbox"/> INTERMEDIATE <input type="checkbox"/> WET
RACE	Portuguese Nationals rd1	DATE	30/3/2017	QUALY POS.	2°	STARTING POS.	1
FINAL POS.	2°	FASTEST LAP	24.1				
TRACK	Avanca	TYPE	<input type="checkbox"/> TIGHT <input type="checkbox"/> MEDIUM <input checked="" type="checkbox"/> OPEN	GRIP	<input type="checkbox"/> LOW <input checked="" type="checkbox"/> MEDIUM <input type="checkbox"/> HIGH		
SURFACE CONDITION	<input type="checkbox"/> SMOOTH <input checked="" type="checkbox"/> ROUGH						
TYPE	<input checked="" type="checkbox"/> HARD PACKED <input type="checkbox"/> CLAY <input type="checkbox"/> MULTI/SURFACE <input type="checkbox"/> GRASS <input type="checkbox"/> BLUE GROOVE <input type="checkbox"/> DIRT <input type="checkbox"/> ASTRO-TURF						

FRONT SHOCK ABSORBERS REAR

538 cst	OIL	388 cst
Yellow V1	SPRINGS	White V1
30% mm	REBOUND	30% mm
N° HOLES 8	Ø 1.3 mm	PISTONS N° HOLES 8
Ø 1.3 mm		
<input checked="" type="checkbox"/> BLADDER	SEAL TYPE	<input checked="" type="checkbox"/> BLADDER
<input type="checkbox"/> EMULSION		<input type="checkbox"/> EMULSION

FRONT ANTI-ROLL BARS REAR

<input type="checkbox"/>	<input type="checkbox"/>	<input type="checkbox"/>	<input checked="" type="checkbox"/>	<input type="checkbox"/>	<input type="checkbox"/>	<input type="checkbox"/>	<input type="checkbox"/>	<input checked="" type="checkbox"/>	<input type="checkbox"/>
1.8	2.0	2.3	2.5	2.7	1.8	2.0	2.3	2.5	2.7

DIFFERENTIAL OIL

FRONT DIFF	CENTER DIFF	REAR DIFF
15000 cst	15000 cst	7000 cst

GEARING

CLUTCH BELL	13 Teeth	SPUR GEAR	48 Teeth
--------------------	----------	------------------	----------

CLUTCH

<input checked="" type="checkbox"/> CLUTCH BELL	<input type="checkbox"/> FLYWHEEL
<input checked="" type="checkbox"/> STANDARD <input type="checkbox"/> VENTED	<input type="checkbox"/> STEEL <input checked="" type="checkbox"/> ALU
CLUTCH SHOES	CLUTCH SPRINGS
SHOE TYPE carbon x 2 with SPRINGS TYPE 0.9 mm	
SHOE TYPE alu x 2 with SPRINGS TYPE 0.9 mm	

ENGINE, PIPE AND FUEL

ENGINE BRAND	OS Spec B2101	TYPE	
HEADSHIMS	mm GLOWPLUG	P4	CARB Ø 6 mm
EXHAUST PIPE	2060	MANIFOLD	Optional
FUEL BRAND	Nitrolux	NITRO	25 %

FLEX CONFIGURATION

ENGINE MOUNT	<input type="checkbox"/> STANDARD <input checked="" type="checkbox"/> MONOBLOCK
---------------------	---

AERODYNAMIC CONFIGURATION

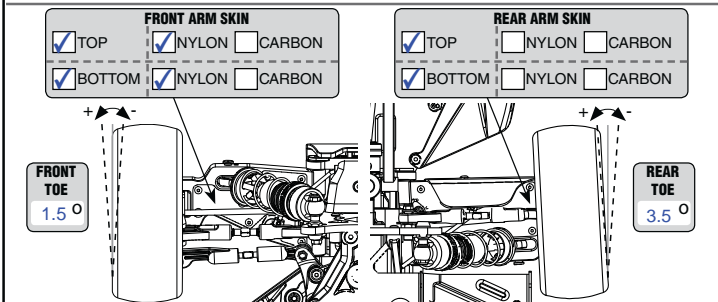
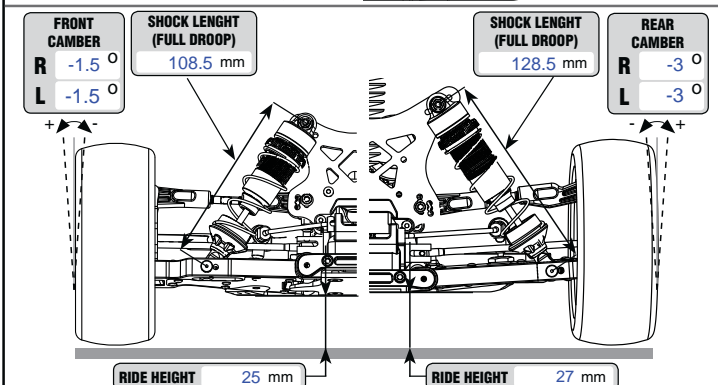
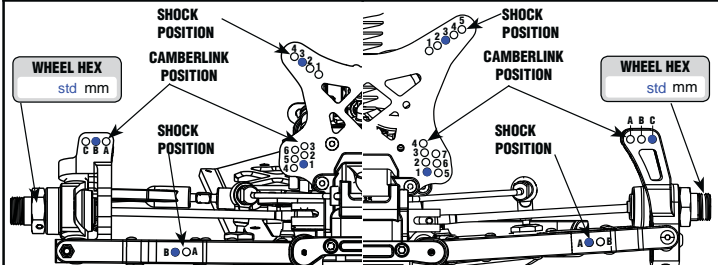
BODY	<input type="checkbox"/> STANDARD <input checked="" type="checkbox"/> HIGH DOWNFORCE <input type="checkbox"/> OTHER	600719
WING		
TYPE	600825	WING PLATES <input type="checkbox"/> 2° <input checked="" type="checkbox"/> 4° <input type="checkbox"/> 6°
GURNEY STRIP	<input type="checkbox"/> YES <input type="checkbox"/> NO	CENTER FOIL <input type="checkbox"/> YES <input type="checkbox"/> NO

FRONT TIRES Controlled Tire REAR

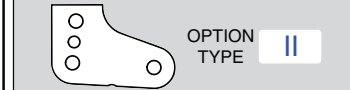
AKA	MAKE	AKA
Chainlink SS	TYPE	Chainlink SS
black	INSERTS	black
white	WHEELS	white

FRONT

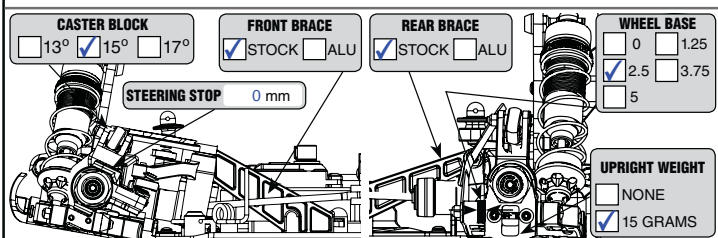
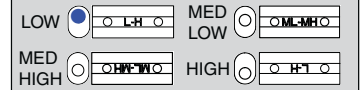
REAR



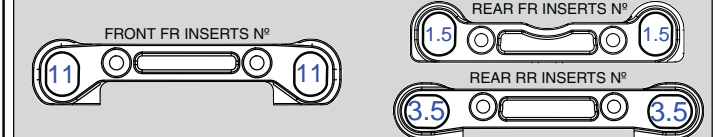
STEERING BLOCK ACKERMAN PLATE



REAR HUB ROLL CENTER INSERT



SUSPENSION BRACKETS INSERTS



REMARKS