

DRIVER, TRACK AND RESULTS

DRIVER Jörn Neumann **COUNTRY** UK **WEATHER** 12 **AIR TEMP** 12 **TRACK TEMP** ☒ DRY ☐ INTERMEDIATE ☐ WET
RACE Neo **DATE** 17.04.17 **QUALY POS.** 6 **STARTING POS.** 6 **FINAL POS.** 6 **FASTEST LAP**
TRACK DXR **TYPE** ☒ TIGHT ☐ MEDIUM ☐ OPEN ☐ **GRIP** ☐ LOW ☒ MEDIUM ☐ HIGH ☐
SURFACE CONDITION ☒ SMOOTH ☐ ROUGH ☐
TYPE ☐ HARD PACKED ☒ CLAY ☐ MULTI/SURFACE ☐ GRASS ☐ BLUE GROOVE ☐ DIRT ☐ ASTRO-TURF ☐

FRONT SHOCK ABSORBERS

REAR

FRONT 600 cst **OIL** 350 cst
Axon **SPRINGS** Axon
0 mm **REBOUND** 0 mm
N° HOLES 8 **Ø** 1.3 mm **PISTONS** **N° HOLES** 8 **Ø** 1.3 mm
☒ **BLADDER** **SEAL TYPE** ☒ **BLADDER**
☐ **EMULSION** ☐ **EMULSION**

FRONT ANTI-ROLL BARS

REAR

☐ ☐ ☒ ☐ ☐ ☐ ☐ ☐ ☐ ☒ ☐
1.8 2.0 2.3 2.5 2.7 1.8 2.0 2.3 2.5 2.7

DIFFERENTIAL OIL

FRONT DIFF 7k cst **CENTER DIFF** 7k cst **REAR DIFF** 3k cst

GEARING

CLUTCH BELL 13 Teeth **SPUR GEAR** 47 Teeth

CLUTCH

☒ **CLUTCH BELL** ☐ **STANDARD** ☐ **VENTED** ☒ **FLYWHEEL** ☐ **STEEL** ☐ **ALU**
CLUTCH SHOES **CLUTCH SPRINGS**
SHOE TYPE Alu x 2 with **SPRINGS TYPE** .90 mm
SHOE TYPE Alu x 2 with **SPRINGS TYPE** .95 mm

ENGINE, PIPE AND FUEL

ENGINE BRAND Maxima **TYPE** B2R
HEADSHIMS mm **GLOWPLUG** P3 **CARB Ø** 6 mm
EXHAUST PIPE OS 2090 **MANIFOLD**
FUEL BRAND Maxima **NITRO** 25 %

FLEX CONFIGURATION

ENGINE MOUNT ☒ **STANDARD** ☐ **MONOBLOCK**

AERODYNAMIC CONFIGURATION

BODY ☒ **STANDARD** ☐ **HIGH DOWNFORCE** ☐ **OTHER** 600718
WING
TYPE 600825 **WING PLATES** ☐ 2° ☒ 4° ☐ 6°
GURNEY STRIP ☐ YES ☐ NO **CENTER FOIL** ☐ YES ☐ NO

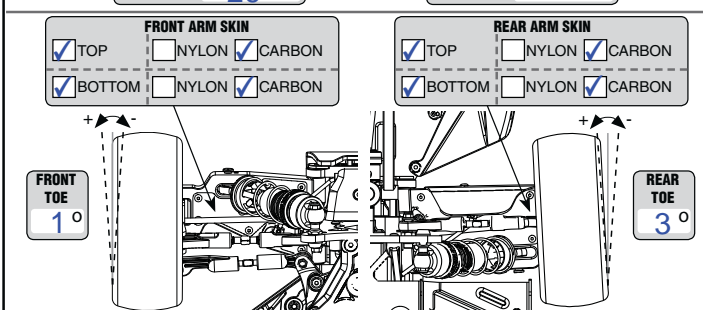
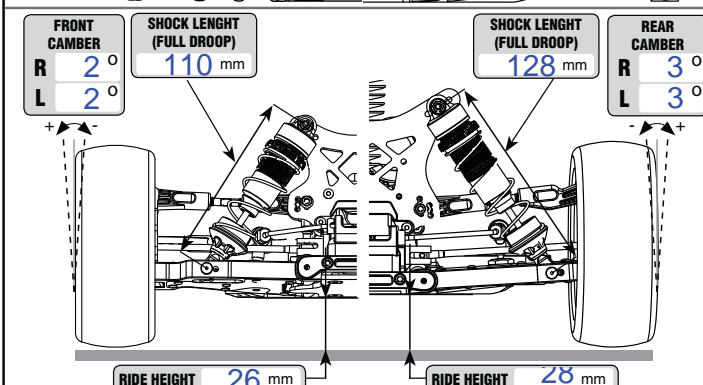
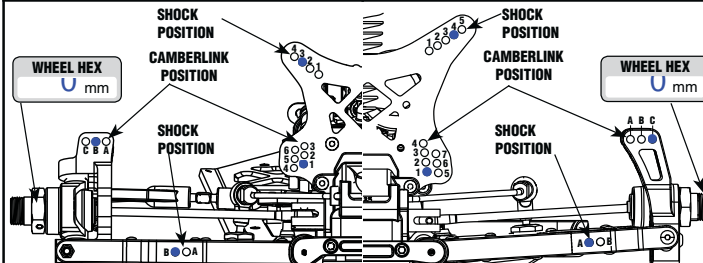
FRONT TIRES

REAR

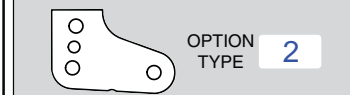
Proline **MAKE** Proline
Electron **TYPE** Electron
PL **INSERTS** PL
PL **WHEELS** PL

FRONT

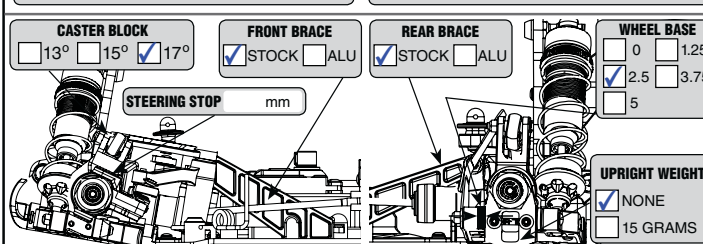
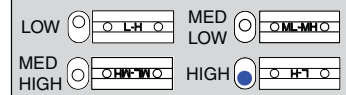
REAR



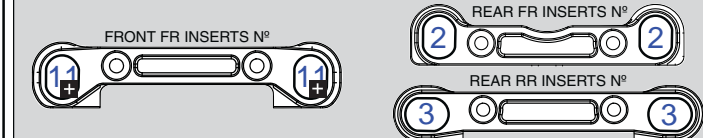
STEERING BLOCK ACKERMAN PLATE



REAR HUB ROLL CENTER INSERT



SUSPENSION BRACKETS INSERTS



REMARKS

Aluminium shock towers, 10g on rear of chassis.