

### DRIVER, TRACK AND RESULTS

**DRIVER** Jörn Neumann **COUNTRY** Germany **WEATHER** AIR TEMP 20 TRACK TEMP ☒ DRY ☐ INTERMEDIATE ☐ WET  
**RACE** Warm Up **DATE** 30.04.17 **QUALY POS.** **STARTING POS.** **FINAL POS.** **FASTEST LAP**  
**TRACK** Bischofsheim **TYPE** ☐ TIGHT ☒ MEDIUM ☐ OPEN ☐ **GRIP** ☒ LOW ☐ MEDIUM ☐ HIGH ☐  
**SURFACE CONDITION** ☒ SMOOTH ☐ ROUGH ☐  
**TYPE** ☒ HARD PACKED ☐ CLAY ☐ MULTI/SURFACE ☐ GRASS ☐ BLUE GROOVE ☐ DIRT ☐ ASTRO-TURF ☐

### FRONT SHOCK ABSORBERS

### REAR

**FRONT** 700 cst **OIL** 425 cst  
**Axon** **SPRINGS** Axon  
**0 mm** **REBOUND** 0 mm  
**N° HOLES** 8 **Ø** 1.3 mm **PISTONS** **N° HOLES** 8 **Ø** 1.3 mm  
☒ **BLADDER** **SEAL TYPE** ☒ **BLADDER**  
☐ **EMULSION** ☐ **EMULSION**

### FRONT ANTI-ROLL BARS

### REAR

☐ 1.8 ☐ 2.0 ☒ 2.3 ☐ 2.5 ☐ 2.7 ☐ 1.8 ☐ 2.0 ☒ 2.3 ☐ 2.5 ☐ 2.7

### DIFFERENTIAL OIL

**FRONT DIFF** 20K cst **CENTER DIFF** 20K cst **REAR DIFF** 5K cst

### GEARING

**CLUTCH BELL** 13 Teeth **SPUR GEAR** 47 Teeth

### CLUTCH

☒ **CLUTCH BELL** **STANDARD** ☐ **VENTED** ☒ **FLYWHEEL** **STEEL** ☐ **ALU**  
**CLUTCH SHOES** **CLUTCH SPRINGS**  
**SHOE TYPE** Alu x 2 with **SPRINGS TYPE** .90 mm  
**SHOE TYPE** Alu x 2 with **SPRINGS TYPE** .95 mm

### ENGINE, PIPE AND FUEL

**ENGINE BRAND** Maxima **TYPE** B2R  
**HEADSHIMS** mm **GLOWPLUG** P3 **CARB Ø** 6 mm  
**EXHAUST PIPE** OS 2090 **MANIFOLD**  
**FUEL BRAND** Maxima **NITRO** 25 %

### FLEX CONFIGURATION

**ENGINE MOUNT** ☒ **STANDARD** ☐ **MONOBLOCK**

### AERODYNAMIC CONFIGURATION

**BODY** ☒ **STANDARD** ☐ **HIGH DOWNFORCE** ☐ **OTHER** 600718  
**WING**  
**TYPE** 600825 **WING PLATES** ☐ 2° ☒ 4° ☐ 6°  
**GURNEY STRIP** ☐ **YES** ☐ **NO** **CENTER FOIL** ☐ **YES** ☐ **NO**

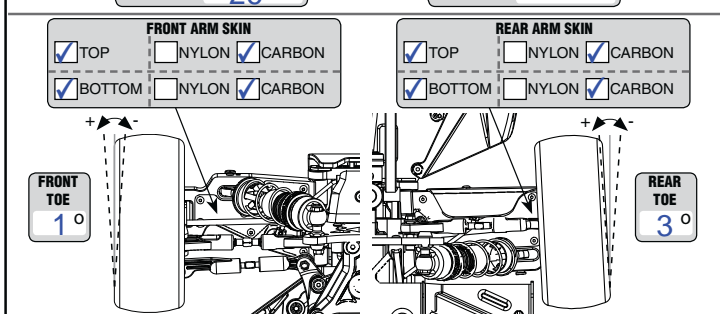
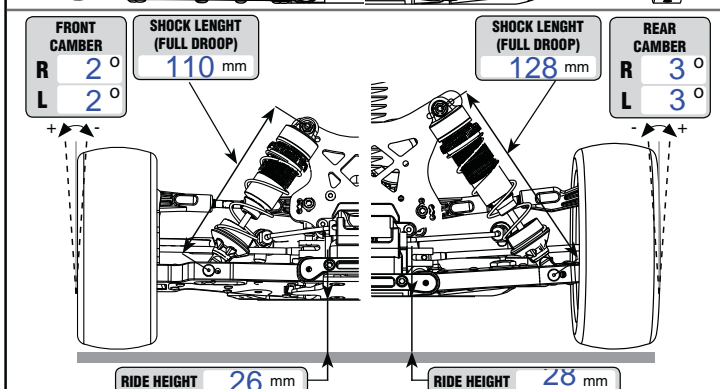
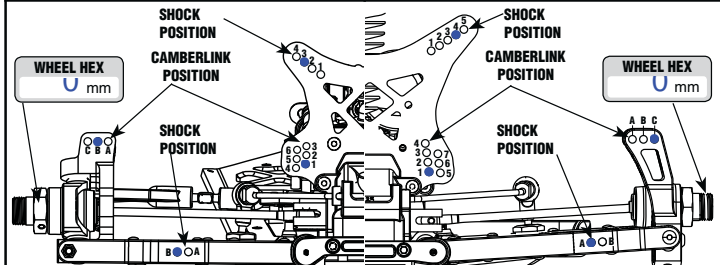
### FRONT TIRES

### Controlled Tire

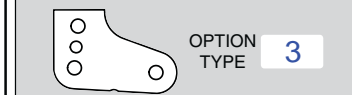
**Proline** **MAKE** Proline  
**Blockade** **TYPE** Blockade  
**PL** **INSERTS** PL  
**PL** **WHEELS** PL

### FRONT

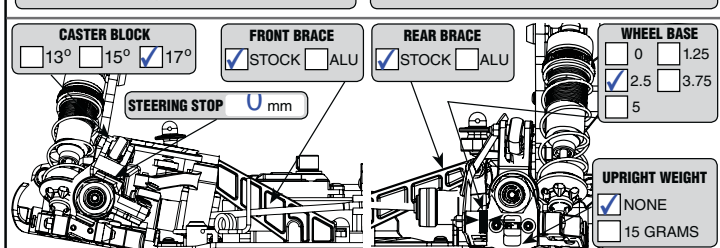
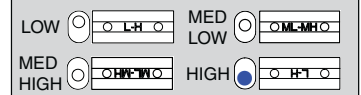
### REAR



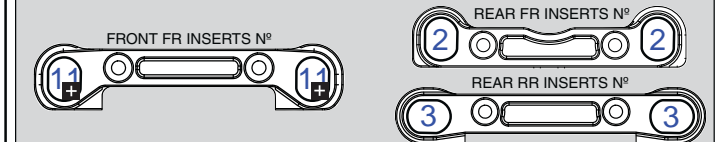
### STEERING BLOCK ACKERMAN PLATE



### REAR HUB ROLL CENTER INSERT



### SUSPENSION BRACKETS INSERTS



### REMARKS

Aluminium shock towers. 10g on rear of chassis.