

## DRIVER, TRACK AND RESULTS

**DRIVER** Jörn Neumann **COUNTRY** Germany **WEATHER** 25 **AIR TEMP** 25 **TRACK TEMP** ☒ DRY ☐ INTERMEDIATE ☐ WET  
**RACE** BIG Hamburg **DATE** 11th June **QUALY POS.** STARTING POS. FINAL POS. FASTEST LAP  
**TRACK** Hamburg **TYPE** ☐ TIGHT ☒ MEDIUM ☐ OPEN ☐ **GRIP** ☐ LOW ☒ MEDIUM ☐ HIGH ☐  
**SURFACE CONDITION** ☒ SMOOTH ☐ ROUGH ☐  
**TYPE** ☐ HARD PACKED ☐ CLAY ☐ MULTI/SURFACE ☐ GRASS ☐ BLUE GROOVE ☒ DIRT ☐ ASTRO-TURF ☐

### FRONT SHOCK ABSORBERS

### REAR

**800** cst **OIL** **500** cst  
**White V1** **SPRINGS** **White V1**  
**0** mm **REBOUND** **0** mm  
**N° HOLES** **8** **Ø 1.3** mm **PISTONS** **N° HOLES** **8** **Ø 1.3** mm  
☒ **BLADDER** **SEAL** ☒ **BLADDER**  
☐ **EMULSION** **TYPE** ☐ **EMULSION**

### FRONT ANTI-ROLL BARS

### REAR

☐ ☐ ☒ ☐ ☐ ☐ ☐ ☐ ☒ ☐ ☐  
**1.8** **2.0** **2.3** **2.5** **2.7** **1.8** **2.0** **2.3** **2.5** **2.7**

### DIFFERENTIAL OIL

**FRONT DIFF** **20K** cst **CENTER DIFF** **20K** cst **REAR DIFF** **10K** cst

### GEARING

**CLUTCH BELL** **13** Teeth **SPUR GEAR** **46** Teeth

### CLUTCH

☒ **CLUTCH BELL** ☐ **STANDARD** ☐ **VENTED** ☒ **FLYWHEEL** ☐ **STEEL** ☐ **ALU**  
**CLUTCH SHOES** **CLUTCH SPRINGS**  
**SHOE TYPE** **Alu** x **2** with **SPRINGS TYPE** **.95** mm  
**SHOE TYPE** **Alu** x **2** with **SPRINGS TYPE** **.95** mm

### ENGINE, PIPE AND FUEL

**ENGINE BRAND** **Maxima** **TYPE** **B2R**  
**HEADSHIMS** mm **GLOWPLUG** **P3** **CARB Ø** **6** mm  
**EXHAUST PIPE** **OS 2090** **MANIFOLD**  
**FUEL BRAND** **Maxima** **NITRO** **25** %

### FLEX CONFIGURATION

**ENGINE MOUNT** ☒ **STANDARD** ☐ **MONOBLOCK**

### AERODYNAMIC CONFIGURATION

**BODY** ☒ **STANDARD** ☐ **HIGH DOWNFORCE** ☐ **OTHER** **600718**  
**WING**  
**TYPE** **SERPENT 600825** **WING PLATES** ☐ 2° ☒ 4° ☐ 6°  
**GURNEY STRIP** ☐ YES ☒ NO **CENTER FOIL** ☐ YES ☒ NO

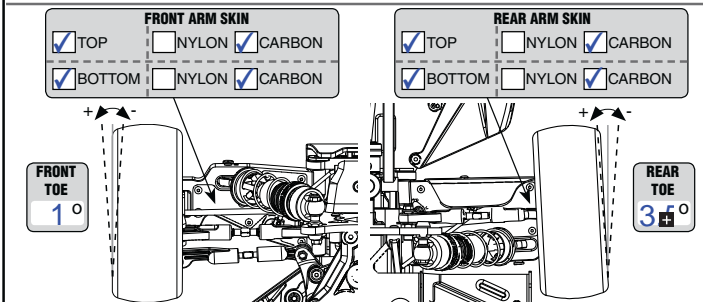
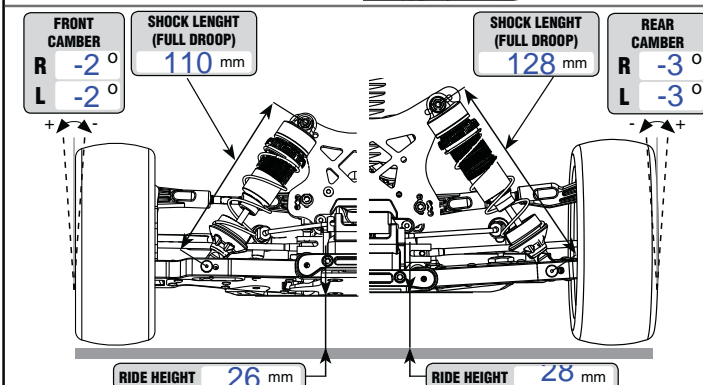
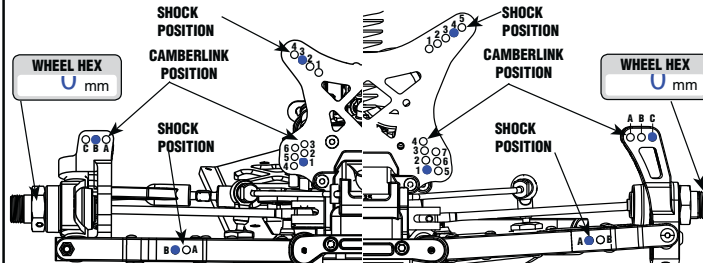
### FRONT TIRES

### Controlled Tire

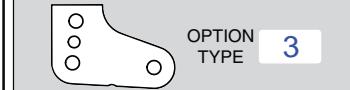
**Proline** **MAKE** **Proline**  
**Bow-Tie** **TYPE** **Bow-Tie**  
**PL** **INSERTS** **PL**  
**PL** **WHEELS** **PL**

### FRONT

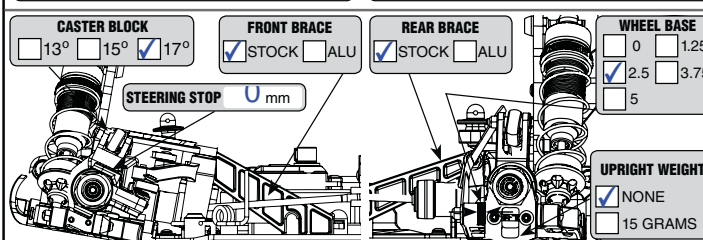
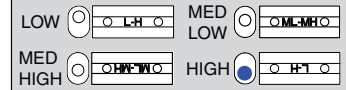
### REAR



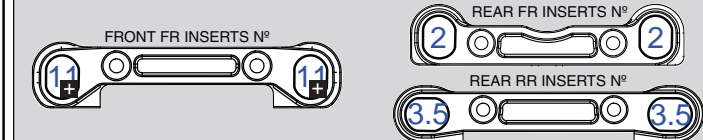
### STEERING BLOCK ACKERMAN PLATE



### REAR HUB ROLL CENTER INSERT



### SUSPENSION BRACKETS INSERTS



### REMARKS

Aluminium shock towers