

DRIVER, TRACK AND RESULTS

DRIVER	Jiří Mára	COUNTRY	CR	WEATHER	AIR TEMP	22	TRACK TEMP	<input type="checkbox"/> DRY <input type="checkbox"/> INTERMEDIATE <input type="checkbox"/> WET			
RACE	MCR 2017	DATE	10.6.2017	QUALY POS.	2	STARTING POS.	2	FINAL POS.	2	FASTEST LAP	34,15
TRACK	Židlochovice	TYPE	<input type="checkbox"/> TIGHT <input type="checkbox"/> MEDIUM <input checked="" type="checkbox"/> OPEN	GRIP	<input type="checkbox"/> LOW <input checked="" type="checkbox"/> MEDIUM <input type="checkbox"/> HIGH						
SURFACE CONDITION	<input type="checkbox"/> SMOOTH <input checked="" type="checkbox"/> ROUGH										
TYPE	<input checked="" type="checkbox"/> HARD PACKED <input checked="" type="checkbox"/> CLAY <input type="checkbox"/> MULTI/SURFACE <input type="checkbox"/> GRASS <input type="checkbox"/> BLUE GROOVE <input type="checkbox"/> DIRT <input type="checkbox"/> ASTRO-TURF										

FRONT SHOCK ABSORBERS REAR

42,5 cst	OIL	35 cst	
Green V3	SPRINGS	Blue V3	
0 mm	REBOUND	0 mm	
N° HOLES 8	Ø 1,3 mm	PISTONS N° HOLES 8	Ø 1,3 mm
<input checked="" type="checkbox"/> BLADDER	SEAL TYPE	<input checked="" type="checkbox"/> BLADDER	
<input type="checkbox"/> EMULSION		<input type="checkbox"/> EMULSION	

FRONT ANTI-ROLL BARS REAR

<input type="checkbox"/>	<input type="checkbox"/>	<input checked="" type="checkbox"/>	<input type="checkbox"/>	<input type="checkbox"/>	<input type="checkbox"/>	<input type="checkbox"/>	<input type="checkbox"/>	<input checked="" type="checkbox"/>	<input type="checkbox"/>
1.8	2.0	2.3	2.5	2.7	1.8	2.0	2.3	2.5	2.7

DIFFERENTIAL OIL

FRONT DIFF	CENTER DIFF	REAR DIFF
10000 cst	10000 cst	5000 cst

GEARING

CLUTCH BELL	13 Teeth	SPUR GEAR	47 Teeth
--------------------	----------	------------------	----------

CLUTCH

<input checked="" type="checkbox"/> CLUTCH BELL	<input type="checkbox"/> FLYWHEEL
<input checked="" type="checkbox"/> STANDARD <input type="checkbox"/> VENTED	<input type="checkbox"/> STEEL <input checked="" type="checkbox"/> ALU
CLUTCH SHOES	CLUTCH SPRINGS
SHOE TYPE <u>Al</u> x <u>4</u> with SPRINGS TYPE <u>0,9</u> mm	
SHOE TYPE <u> </u> x <u> </u> with SPRINGS TYPE <u> </u> mm	

ENGINE, PIPE AND FUEL

ENGINE BRAND	Picco	TYPE	
HEADSHIMS	mm	GLOWPLUG	P3
EXHAUST PIPE	2099	MANIFOLD	
FUEL BRAND	Nitrolux	NITRO	25 %

FLEX CONFIGURATION

ENGINE MOUNT	<input checked="" type="checkbox"/> STANDARD <input type="checkbox"/> MONOBLOCK
---------------------	---

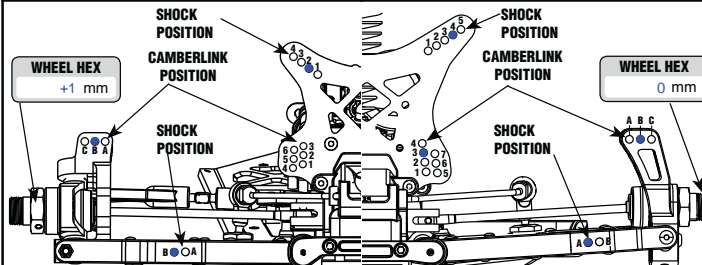
AERODYNAMIC CONFIGURATION

BODY	<input checked="" type="checkbox"/> STANDARD <input type="checkbox"/> HIGH DOWNFORCE <input type="checkbox"/> OTHER
WING	
TYPE <u> </u>	WING PLATES <input checked="" type="checkbox"/> 2° <input type="checkbox"/> 4° <input type="checkbox"/> 6°
GURNEY STRIP <input type="checkbox"/> YES <input type="checkbox"/> NO	CENTER FOIL <input type="checkbox"/> YES <input type="checkbox"/> NO

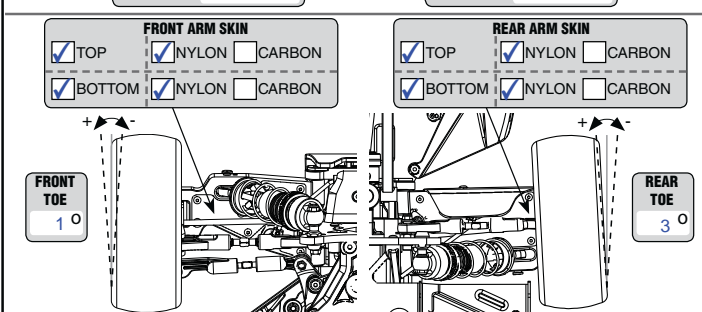
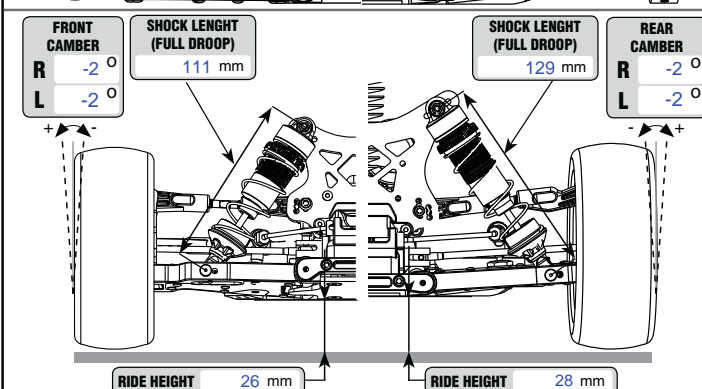
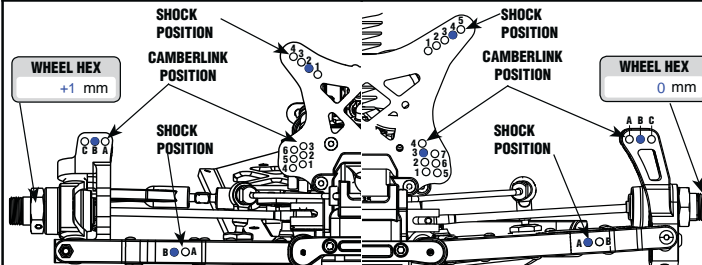
FRONT TIRES Controlled Tire REAR

Hotrace	MAKE	Hotrace
Roma	TYPE	Roma
blue	INSERTS	blue
WHEELS		

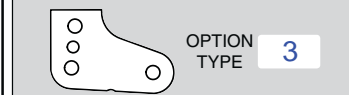
FRONT



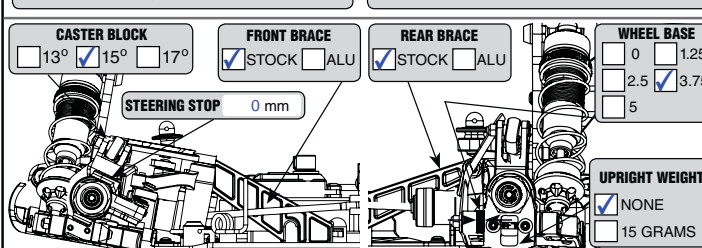
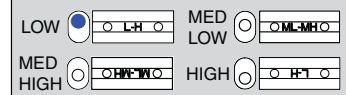
REAR



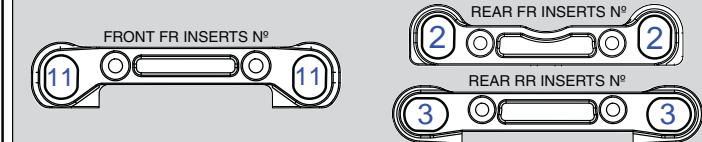
STEERING BLOCK ACKERMAN PLATE



REAR HUB ROLL CENTER INSERT



SUSPENSION BRACKETS INSERTS



REMARKS