

DRIVER, TRACK AND RESULTS

| | | | | | |
|---------|---|--|---------------|--|---|
| DRIVER | COUNTRY | WEATHER | AIR TEMP | TRACK TEMP | <input type="checkbox"/> DRY <input type="checkbox"/> INTERMEDIATE <input type="checkbox"/> WET |
| RACE | DATE | QUALY POS. | STARTING POS. | FINAL POS. | FASTEST LAP |
| TRACK | TYPE | <input type="checkbox"/> TIGHT <input type="checkbox"/> MEDIUM <input type="checkbox"/> OPEN | GRIP | <input type="checkbox"/> LOW <input type="checkbox"/> MEDIUM <input type="checkbox"/> HIGH | |
| SURFACE | CONDITION | <input type="checkbox"/> SMOOTH <input type="checkbox"/> ROUGH | | | |
| TYPE | <input type="checkbox"/> HARD PACKED <input type="checkbox"/> CLAY <input type="checkbox"/> MULTI/SURFACE <input type="checkbox"/> GRASS <input type="checkbox"/> BLUE GROOVE <input type="checkbox"/> DIRT <input type="checkbox"/> ASTRO-TURF | | | | |

| FRONT | SHOCK ABSORBERS | REAR |
|-----------------------------------|-----------------|-----------------------------------|
| cst | OIL | cst |
| SPRINGS | | |
| mm | REBOUND | mm |
| N° HOLES | Ø | mm PISTONS N° HOLES |
| <input type="checkbox"/> BLADDER | SEAL | <input type="checkbox"/> BLADDER |
| <input type="checkbox"/> EMULSION | TYPE | <input type="checkbox"/> EMULSION |

| ANTI-ROLL BARS | |
|---------------------|----|
| FRONT ANTI-ROLL BAR | mm |
| REAR ANTI-ROLL BAR | mm |

| DIFFERENTIAL OIL | | |
|------------------|-------------|-----------|
| FRONT DIFF | CENTER DIFF | REAR DIFF |
| cst | cst | cst |

| GEARING | |
|-------------|-------|
| CLUTCH BELL | Teeth |
| SPUR GEAR | Teeth |

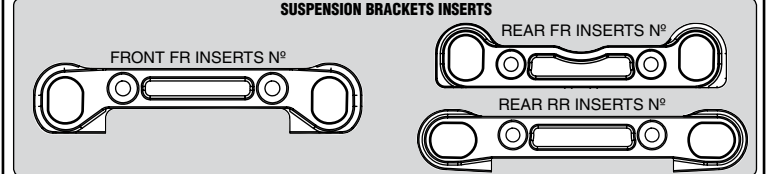
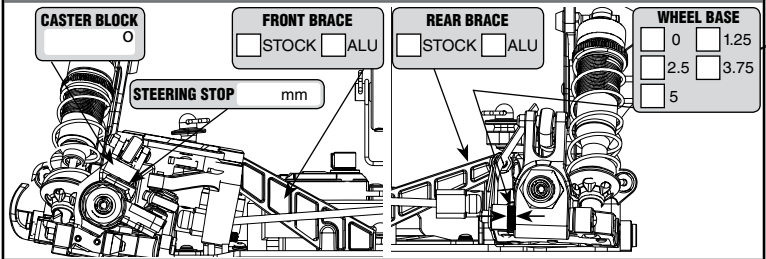
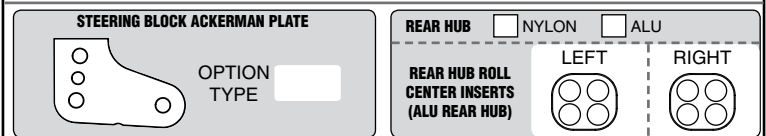
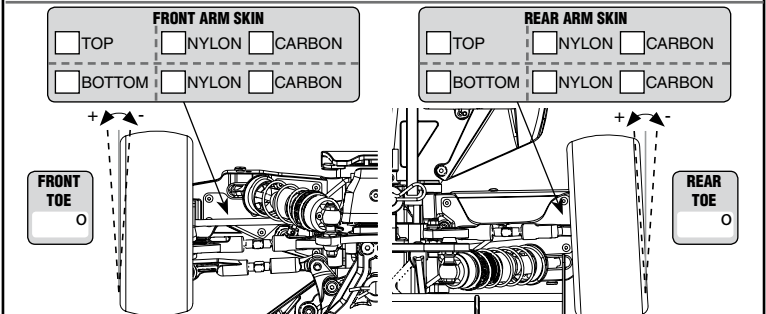
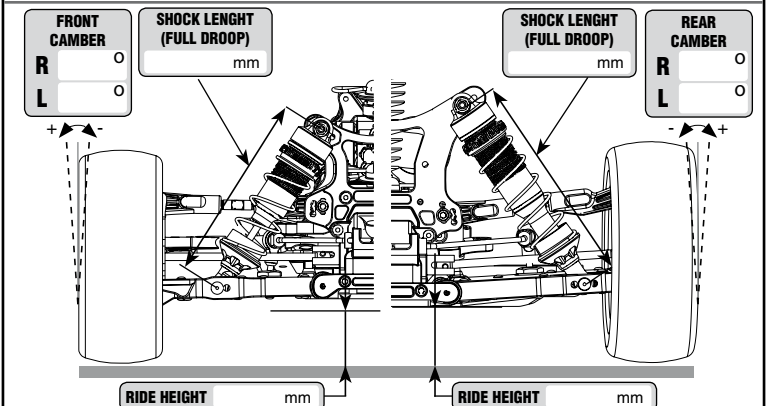
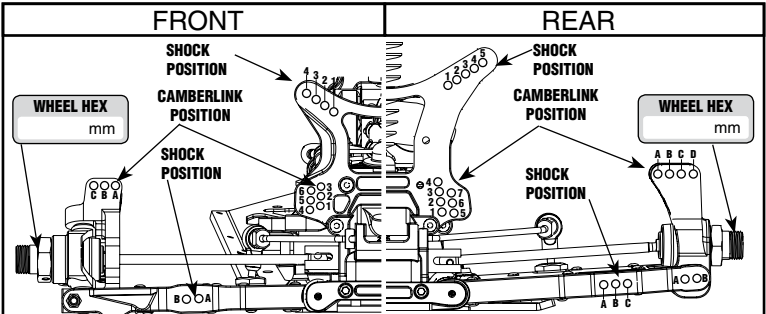
| CLUTCH | |
|---|---|
| CLUTCH BELL | FLYWHEEL |
| <input type="checkbox"/> STANDARD <input type="checkbox"/> VENTED | <input type="checkbox"/> STEEL <input type="checkbox"/> ALU |
| CLUTCH SHOES | CLUTCH SPRINGS |
| SHOE TYPE | x with SPRINGS TYPE |
| SHOE TYPE | x with SPRINGS TYPE |

| ENGINE, PIPE AND FUEL | |
|-----------------------|-------------|
| ENGINE BRAND | TYPE |
| HEADSHIMS | mm GLOWPLUG |
| CARB | Ø |
| EXHAUST PIPE | MANIFOLD |
| FUEL BRAND | NITRO |
| | % |

| FLEX CONFIGURATION | |
|--------------------|--|
| ENGINE MOUNT | <input type="checkbox"/> STANDARD <input type="checkbox"/> MONOBLOCK |

| AERODYNAMIC CONFIGURATION | |
|---------------------------|--|
| BODY | <input type="checkbox"/> STANDARD <input type="checkbox"/> HIGH DOWNFORCE <input type="checkbox"/> OTHER |
| WING | |
| TYPE | WING PLATES <input type="checkbox"/> 2° <input type="checkbox"/> 4° <input type="checkbox"/> 6° |
| GURNEY STRIP | <input type="checkbox"/> YES <input type="checkbox"/> NO |
| CENTER FOIL | <input type="checkbox"/> YES <input type="checkbox"/> NO |

| FRONT TIRES | Controlled Tire | REAR |
|-------------|-----------------|------|
| MAKE | | |
| TYPE | | |
| INSERTS | | |
| WHEELS | | |



REMARKS