

DRIVER, TRACK AND RESULTS

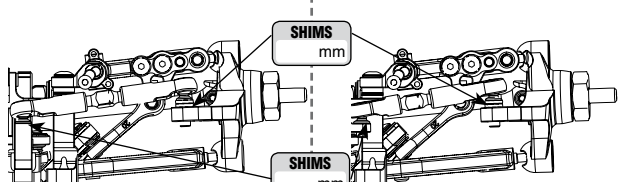
| | | | | | |
|--------|--|---|------------|---------------|---|
| DRIVER | COUNTRY | WEATHER | AIR TEMP | TRACK TEMP | <input type="checkbox"/> DRY <input type="checkbox"/> INTERMEDIATE <input type="checkbox"/> WET |
| TRACK | SURFACE <input type="checkbox"/> ASPHALT <input type="checkbox"/> CARPET | TRACTION <input type="checkbox"/> LOW <input type="checkbox"/> MEDIUM <input type="checkbox"/> HIGH | COMMENTS | | |
| RACE | DATE | QUALY POS. | QUALY TIME | STARTING POS. | FINAL POS. |

| FRONT | DRIVE TRAIN | REAR |
|------------------------------------|-------------|------------------------------------|
| <input type="checkbox"/> GEAR DIFF | cst | <input type="checkbox"/> GEAR DIFF |
| <input type="checkbox"/> SPOOL | | |

| FRONT | HEAVE DAMPER | REAR |
|---------|--------------|---------|
| OIL | cst | OIL |
| SPRINGS | | SPRINGS |
| SHIMS | mm | SHIMS |

| FRONT | ROLL DAMPER | REAR |
|---------|-------------|---------|
| OIL | cst | OIL |
| SPRINGS | | SPRINGS |
| N HOLES | Ø mm | N HOLES |

| REAR REACTIVE SYSTEM | |
|--|---|
| <input type="checkbox"/> LONG RRS LINK | <input type="checkbox"/> SHORT RRS LINK |

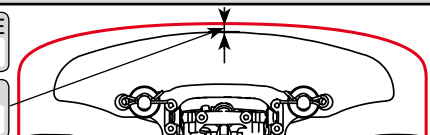


| FRONT | TYRES | Controlled Tyre | REAR |
|-----------------|-------|-----------------|------|
| MAKE AND TYPE | | | |
| ADDITIVE | | | |
| ADDITIVE TIMING | | | |

| ELECTRONICS | |
|-------------|---------------------------|
| BATTERY | |
| BRAND | CAPACITY mAh WEIGHT grams |
| MOTOR | |
| BRAND | TYPE TIMING |
| ESC | |
| BRAND | TYPE |

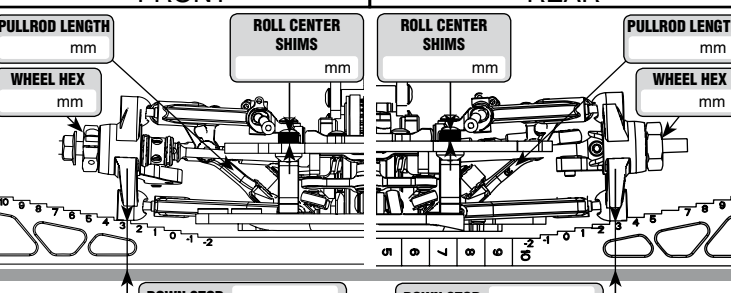
| RATIO CONFIGURATION | |
|---------------------|-------------|
| PITCH SPUR GEAR | TEETH |
| PITCH PINION | TEETH |
| FINAL DRIVE RATIO | ROLL OUT mm |

| AERODYNAMIC CONFIGURATION | |
|---------------------------|----|
| BODY BRAND/TYPE | |
| BODY POSITION | mm |

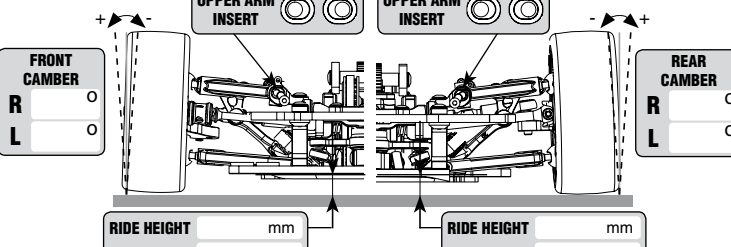


| REMARKS |
|---------|
| |

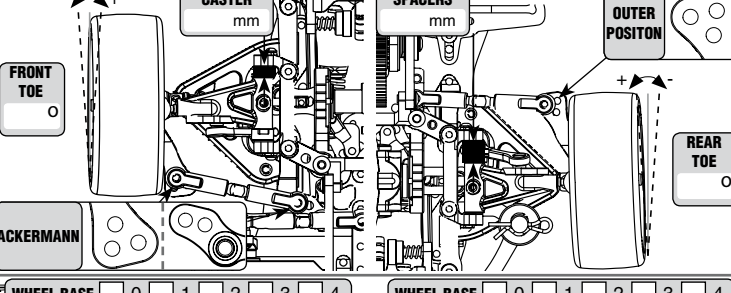
| FRONT | REAR |
|----------------------|----------------------|
| PULLROD LENGTH mm | PULLROD LENGTH mm |
| WHEEL HEX mm | WHEEL HEX mm |
| ROLL CENTER SHIMS mm | ROLL CENTER SHIMS mm |
| DOWN STOP mm | DOWN STOP mm |



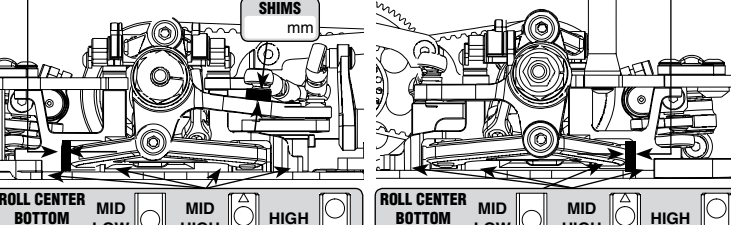
| FRONT | REAR |
|----------------------------|----------------------------|
| UPPER ARM INSERT | UPPER ARM INSERT |
| FRONT CAMBER R L | REAR CAMBER R L |
| RIDE HEIGHT WITH TYRE Ø mm | RIDE HEIGHT WITH TYRE Ø mm |



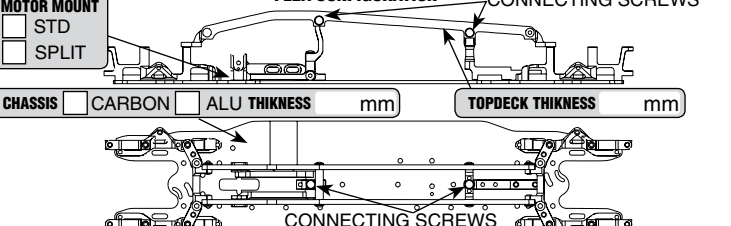
| FRONT | REAR |
|----------------------|----------------------|
| CASTER mm | SPACERS mm |
| FRONT TOE | REAR TOE |
| ACKERMANN | OUTER POSITION |
| WHEEL BASE 0 1 2 3 4 | WHEEL BASE 0 1 2 3 4 |



| FRONT | REAR |
|---|---|
| SHIMS mm | |
| ROLL CENTER BOTTOM INSERTS MID LOW MID HIGH | ROLL CENTER BOTTOM INSERTS MID LOW MID HIGH |



| FLEX CONFIGURATION | |
|---------------------------------|----------------------|
| MOTOR MOUNT STD SPLIT | CONNECTING SCREWS |
| CHASSIS CARBON ALU THICKNESS mm | TOPDECK THICKNESS mm |
| CONNECTING SCREWS | |



| WEIGHT DISTRIBUTION | |
|------------------------|----------------|
| CAR WEIGHT | grams |
| BATTERY POS. FR MID RR | |
| TRACK WIDTH mm | TRACK WIDTH mm |

