

DRIVER, TRACK AND RESULTS

DRIVER	COUNTRY	WEATHER	AIR TEMP	TRACK TEMP	<input type="checkbox"/> DRY <input type="checkbox"/> INTERMEDIATE <input type="checkbox"/> WET
TRACK	TRACTION <input type="checkbox"/> LOW <input type="checkbox"/> MEDIUM <input type="checkbox"/> HIGH COMMENTS				
RACE	DATE	QUALY POS.	QUALY TIME	STARTING POS.	FINAL POS.

FRONT		SHOCK ABSORBERS		REAR	
cst		OIL		cst	
SPRINGS					
mm		REBOUND		mm	
N° HOLES	Ø	mm	PISTONS	N° HOLES	Ø
<input type="checkbox"/> FLAT		PISTON		<input type="checkbox"/> FLAT	
<input type="checkbox"/> CONICAL		TYPE		<input type="checkbox"/> CONICAL	

ANTI-ROLL BARS	
FRONT ANTI-ROLL BAR	mm
REAR ANTI-ROLL BAR	mm

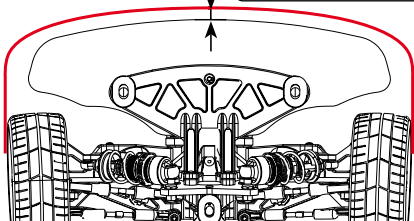
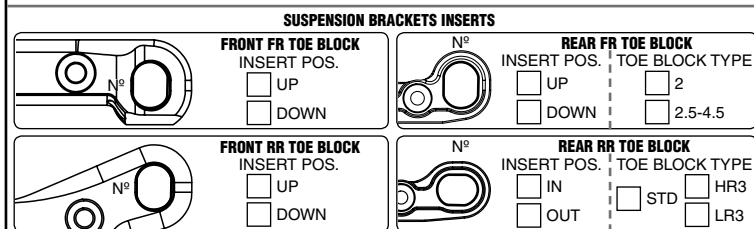
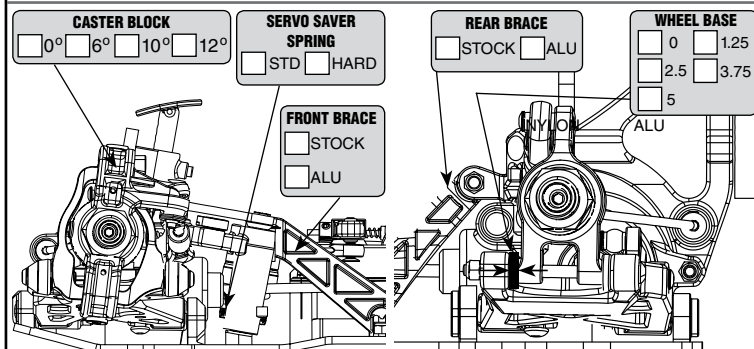
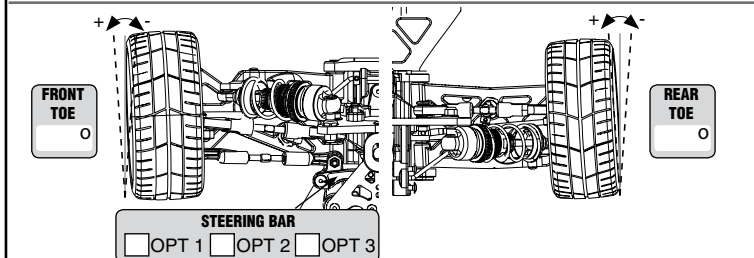
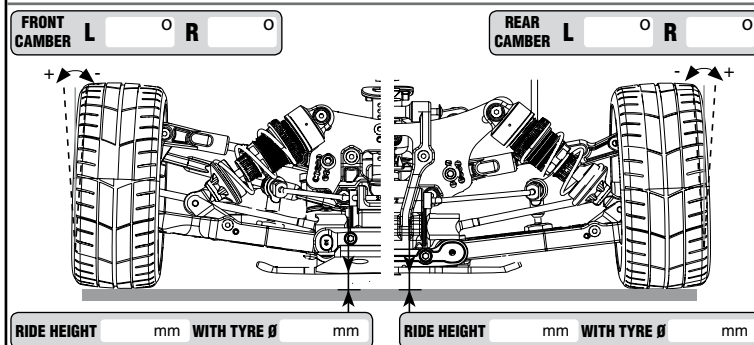
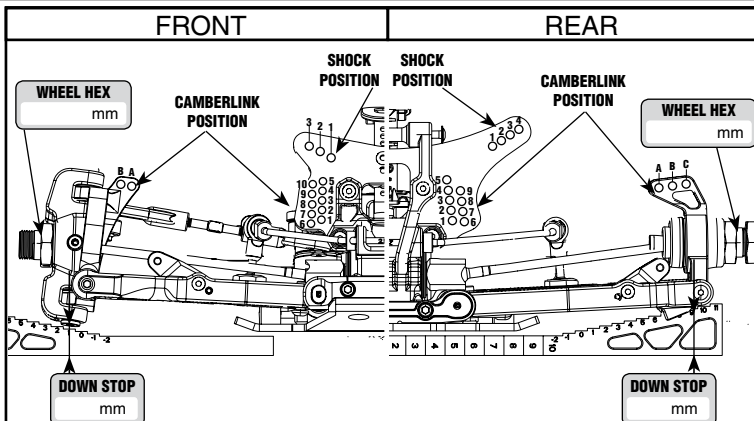
DIFFERENTIAL OIL	
FRONT DIFF	cst
REAR DIFF	cst

ELECTRONICS	
BATTERY	
BRAND	CAPACITY mAh WEIGHT grams
MOTOR	
BRAND	TYPE TIMING
ESC	
BRAND	TYPE

RATIO CONFIGURATION		
SPUR GEAR	TEETH	PINION
TEETH		
FINAL DRIVE RATIO	ROLL OUT	mm

FRONT TIRES		Controlled Tire	REAR
MAKE			
TYPE			
INSERTS			
WHEELS			

AERODYNAMIC CONFIGURATION	
BODY BRAND	BODY POSITION mm
BODY TYPE	
WING BRAND	
WING TYPE	

REMARKS