

DRIVER, TRACK AND RESULTS

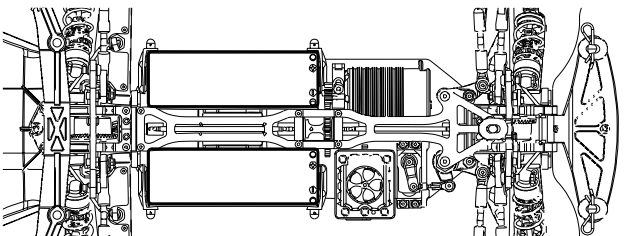
DRIVER	COUNTRY	WEATHER	AIR TEMP	TRACK TEMP	<input type="checkbox"/> DRY <input type="checkbox"/> INTERMEDIATE <input type="checkbox"/> WET
TRACK	TRACTION <input type="checkbox"/> LOW <input type="checkbox"/> MEDIUM <input type="checkbox"/> HIGH COMMENTS				
RACE	DATE	QUALY POS.	QUALY TIME	STARTING POS.	FINAL POS.

FRONT		SHOCK ABSORBERS		REAR	
cst	OIL			cst	
SPRINGS					
mm	REBOUND			mm	
N° HOLES	Ø	mm	PISTONS	N° HOLES	Ø
<input type="checkbox"/> FLAT <input type="checkbox"/> CONICAL	PISTON TYPE		<input type="checkbox"/> FLAT <input type="checkbox"/> CONICAL		

ANTI-ROLL BARS	
FR ANTI-ROLL BAR	mm
RR ANTI-ROLL BAR	mm

DIFFERENTIAL OIL AND POSITION			
FRONT DIFF	POSITION	REAR DIFF	POSITION
<input type="checkbox"/> LOW <input type="checkbox"/> MID LOW		<input type="checkbox"/> LOW <input type="checkbox"/> MID LOW	
cst <input type="checkbox"/> HIGH <input type="checkbox"/> MID HIGH		cst <input type="checkbox"/> HIGH <input type="checkbox"/> MID HIGH	

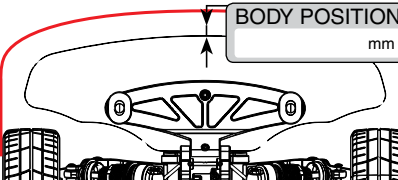
ELECTRONICS & GEARING	
MOTOR & PINION	
BRAND	TYPE
TIMMING	PINION teeth
ESC BRAND TYPE	
BATTERY BRAND CAPACITY mAh	
<input type="checkbox"/> 2S STICK BATTERIES	<input type="checkbox"/> 2S SHORTY REARWARD BATTERIES
<input type="checkbox"/> 2S SHORTY FORWARD BATTERIES	



WHEEL BASE	
<input type="checkbox"/> SHORT WHEELBASE	<input type="checkbox"/> LONG WHEELBASE

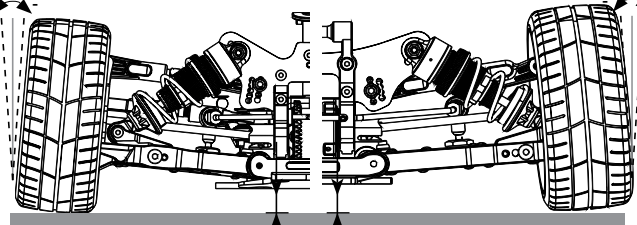
FRONT TIRES		Controlled Tire		REAR	
MAKE					
TYPE					
INSERTS					
WHEELS					

AERODYNAMIC CONFIGURATION	
BODY BRAND & TYPE	BODY POSITION mm
WING BRAND & TYPE	
REAR DIFFUSER	<input type="checkbox"/> YES <input type="checkbox"/> NO

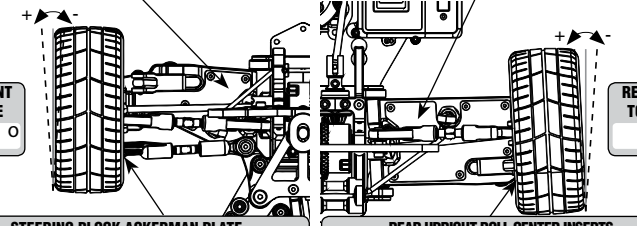


FRONT		REAR	
WHEEL HEX mm	SHOCK POSITION	SHOCK POSITION	WHEEL HEX mm
CAMBERLINK POSITION	SHOCK POSITION	CAMBERLINK POSITION	SHOCK POSITION
DOWN STOP mm		DOWN STOP mm	

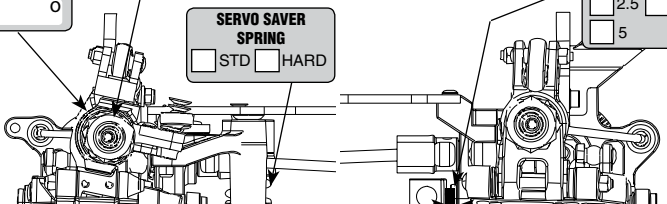
FRONT CAMBER		REAR CAMBER	
L	R	L	R
RIDE HEIGHT mm WITH TYRE Ø		RIDE HEIGHT mm WITH TYRE Ø	



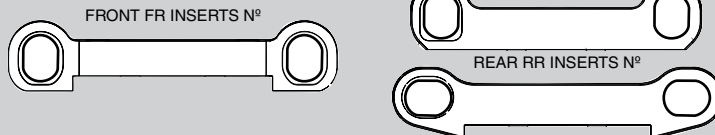
FRONT ARM SKIN		REAR ARM SKIN	
<input type="checkbox"/> TOP	<input type="checkbox"/> NYLON <input type="checkbox"/> CARBON	<input type="checkbox"/> TOP	<input type="checkbox"/> NYLON <input type="checkbox"/> CARBON
<input type="checkbox"/> BOTTOM	<input type="checkbox"/> NYLON <input type="checkbox"/> CARBON	<input type="checkbox"/> BOTTOM	<input type="checkbox"/> NYLON <input type="checkbox"/> CARBON
FRONT TOE		REAR TOE	
STEERING BLOCK ACKERMAN PLATE		REAR UPRIGHT ROLL CENTER INSERTS	
OPTION TYPE			



STEERING STOP		SERVO SAVER SPRING	
mm		STD	HARD
CASTER BLOCK			



SUSPENSION BRACKETS INSERTS	
FRONT FR INSERTS N°	REAR FR INSERTS N°
	REAR RR INSERTS N°



REMARKS