

DRIVER, TRACK AND RESULTS

DRIVER	COUNTRY	WEATHER	AIR TEMP	TRACK TEMP	<input type="checkbox"/> DRY <input type="checkbox"/> INTERMEDIATE <input type="checkbox"/> WET
TRACK	SURFACE <input type="checkbox"/> ASPHALT <input type="checkbox"/> CARPET	TRACTION <input type="checkbox"/> LOW <input type="checkbox"/> MEDIUM <input type="checkbox"/> HIGH	COMMENTS		
RACE	DATE	QUALY POS.	QUALY TIME	STARTING POS.	FINAL POS.

FRONT	DRIVE TRAIN	REAR
<input type="checkbox"/> GEAR DIFF <input type="text" value="cst"/>	<input type="checkbox"/> GEAR DIFF <input type="text" value="cst"/>	
<input type="checkbox"/> SPOOL		
POSITION <input type="checkbox"/> LOW <input type="checkbox"/> HIGH		POSITION <input type="checkbox"/> LOW <input type="checkbox"/> HIGH

FRONT	SHOCK ABSORBERS	REAR
OIL <input type="text" value="cst"/>	OIL <input type="text" value="cst"/>	
SPRINGS	SPRINGS	
<input type="checkbox"/> <input type="checkbox"/> <input type="checkbox"/> <input type="checkbox"/> <input type="checkbox"/> <input type="checkbox"/> <input type="checkbox"/> <input type="checkbox"/>	<input type="checkbox"/> <input type="checkbox"/> <input type="checkbox"/> <input type="checkbox"/> <input type="checkbox"/> <input type="checkbox"/> <input type="checkbox"/> <input type="checkbox"/>	

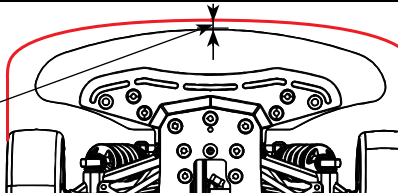
FLEX CONFIGURATION	
CHASSIS <input type="checkbox"/> CARBON <input type="checkbox"/> ALU THICKNESS <input type="text" value="mm"/> TYPE <input type="text"/>	
TOPDECK THICKNESS <input type="text" value="mm"/> TYPE <input type="text"/>	
FR & RR STIFFENERS FRONT STIFFENER <input type="checkbox"/> YES <input type="checkbox"/> NO	REAR STIFFENER <input type="checkbox"/> YES <input type="checkbox"/> NO

ANTI-ROLL BARS	
FRONT ANTI-ROLL BAR <input type="text"/>	REAR ANTI-ROLL BAR <input type="text"/>

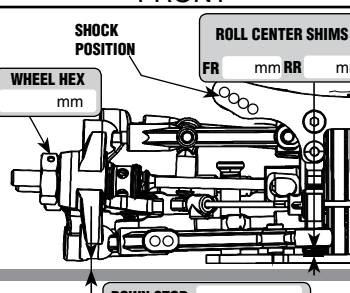
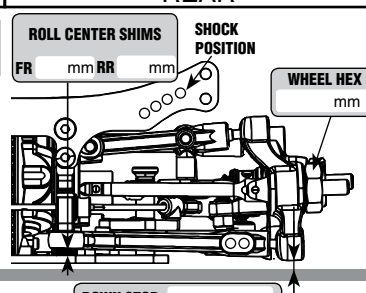
FRONT TYRES	Controlled Tyre <input type="checkbox"/>	REAR
MAKE AND TYPE <input type="text"/>		
ADDITIVE <input type="text"/>		
ADDITIVE TIMING <input type="text"/>		

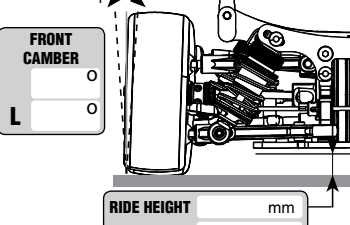
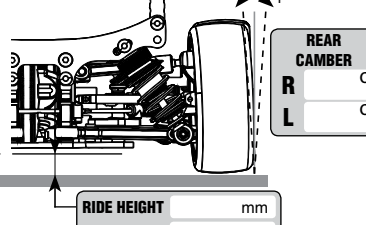
ELECTRONICS	
BATTERY BRAND <input type="text"/> CAPACITY <input type="text"/> mAh WEIGHT <input type="text"/> grams	
MOTOR BRAND <input type="text"/> TYPE <input type="text"/> TIMING <input type="text"/>	
ESC BRAND <input type="text"/> TYPE <input type="text"/>	

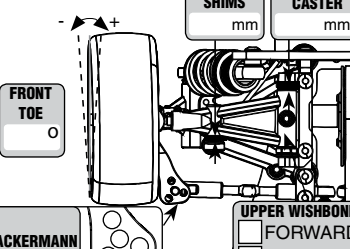
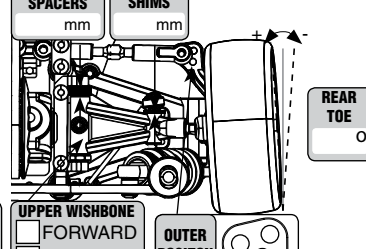
RATIO CONFIGURATION	
PITCH SPUR GEAR	TEETH <input type="text"/>
PITCH PINION	TEETH <input type="text"/>
FINAL DRIVE RATIO <input type="text"/>	ROLL OUT <input type="text"/> mm

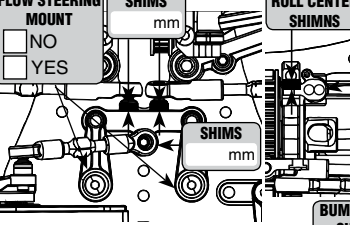
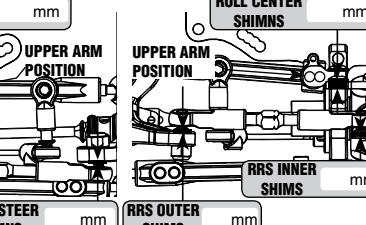
AERODYNAMIC CONFIGURATION	
BODY BRAND <input type="text"/>	
BODY TYPE <input type="text"/>	
BODY POSITION <input type="text"/> mm	

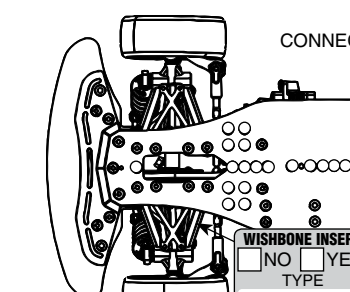
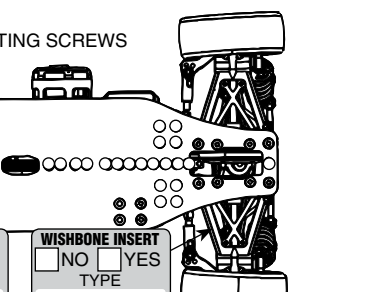
REMARKS

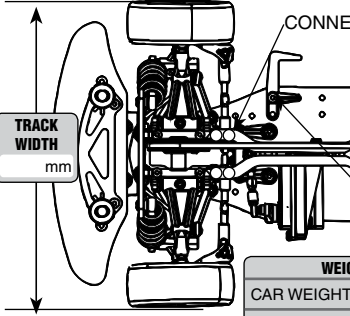
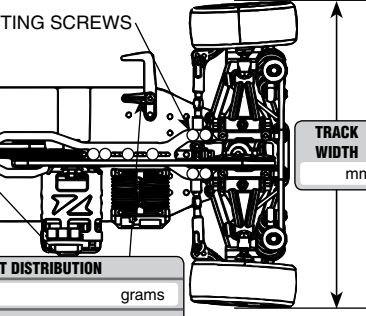
FRONT	REAR
	

FRONT	REAR
	

FRONT	REAR
	

FRONT	REAR
	

CONNECTING SCREWS	
	

CONNECTING SCREWS	
	

WEIGHT DISTRIBUTION	
CAR WEIGHT	grams
BATTERY POS.	<input type="checkbox"/> FR <input type="checkbox"/> MID <input type="checkbox"/> RR