

## DRIVER, TRACK AND RESULTS

DRIVER	COUNTRY	WEATHER	AIR TEMP	TRACK TEMP	<input type="checkbox"/> DRY <input type="checkbox"/> INTERMEDIATE <input type="checkbox"/> WET
RACE	DATE	QUALY POS.	STARTING POS.	FINAL POS.	FASTEST LAP
TRACK	TYPE	<input type="checkbox"/> TIGHT <input type="checkbox"/> MEDIUM <input type="checkbox"/> OPEN	GRIP	<input type="checkbox"/> LOW <input type="checkbox"/> MEDIUM <input type="checkbox"/> HIGH	
SURFACE	CONDITION	<input type="checkbox"/> SMOOTH <input type="checkbox"/> ROUGH			
TYPE	<input type="checkbox"/> HARD PACKED <input type="checkbox"/> CLAY <input type="checkbox"/> MULTI/SURFACE <input type="checkbox"/> GRASS <input type="checkbox"/> BLUE GROOVE <input type="checkbox"/> DIRT <input type="checkbox"/> ASTRO-TURF				

FRONT	SHOCK ABSORBERS	REAR
cst	OIL	cst
SPRINGS		
mm	REBOUND	mm
N° HOLES	Ø mm	PISTONS N° HOLES Ø mm
<input type="checkbox"/> STRAIGHT <input type="checkbox"/> ANGLED	HOLES TYPE	<input type="checkbox"/> STRAIGHT <input type="checkbox"/> ANGLED
<input type="checkbox"/> BLADDER	SEAL TYPE	<input type="checkbox"/> BLADDER
<input type="checkbox"/> EMULSION		<input type="checkbox"/> EMULSION

ANTI-ROLL BARS	
FRONT ANTI-ROLL BAR mm	REAR ANTI-ROLL BAR mm

DIFFERENTIALS		
FRONT DIFF <input type="checkbox"/> HTD <input type="checkbox"/> STD cst	CENTER DIFF <input type="checkbox"/> HTD <input type="checkbox"/> STD cst	REAR DIFF <input type="checkbox"/> HTD <input type="checkbox"/> STD cst

GEARING	
CLUTCH BELL Teeth	SPUR GEAR Teeth

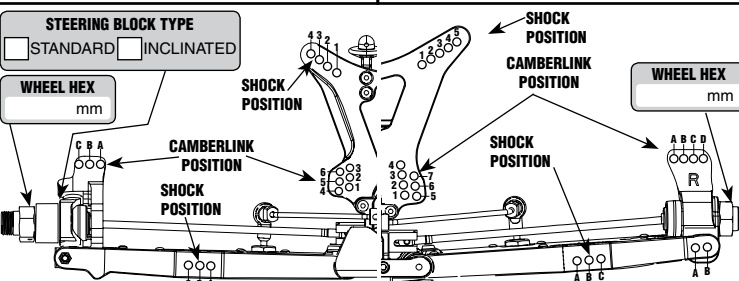
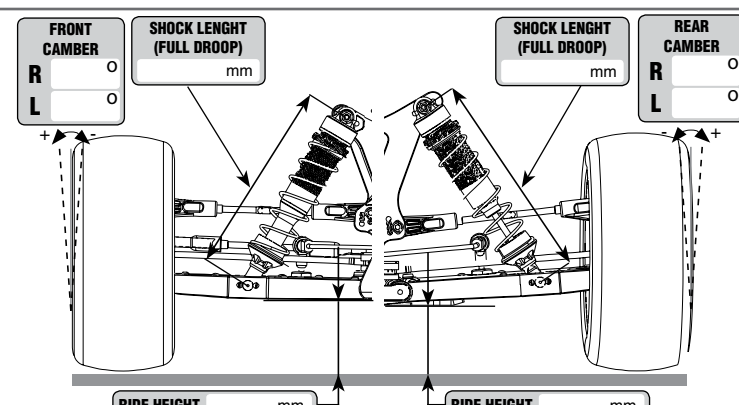
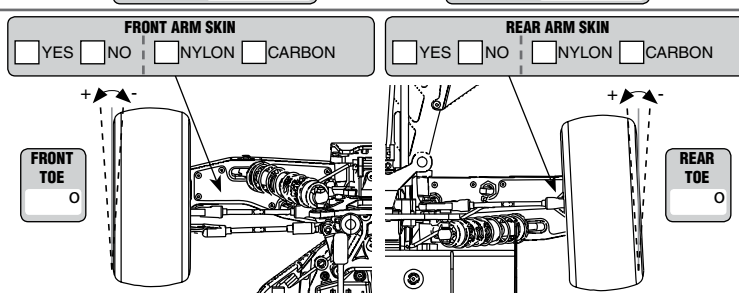
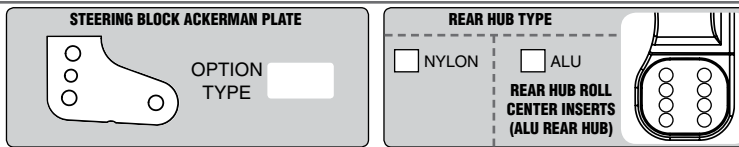
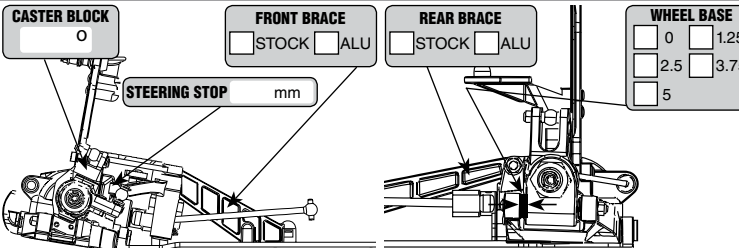
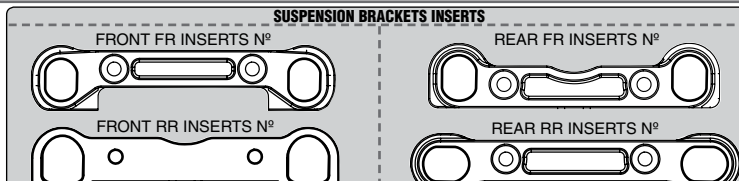
CLUTCH	
<input type="checkbox"/> CLUTCH BELL <input type="checkbox"/> STANDARD <input type="checkbox"/> VENTED	<input type="checkbox"/> FLYWHEEL <input type="checkbox"/> STEEL <input type="checkbox"/> ALU
CLUTCH SHOES	CLUTCH SPRINGS
SHOE TYPE x with SPRINGS TYPE mm	
SHOE TYPE x with SPRINGS TYPE mm	

ENGINE, PIPE AND FUEL	
ENGINE BRAND	TYPE
HEADSHIMS mm	GLOWPLUG CARB Ø mm
EXHAUST PIPE	MANIFOLD
FUEL BRAND	NITRO %

FLEX CONFIGURATION	
ENGINE MOUNT	<input type="checkbox"/> STANDARD <input type="checkbox"/> MONOBLOCK

AERODYNAMIC CONFIGURATION	
BODY	<input type="checkbox"/> STANDARD <input type="checkbox"/> HIGH DOWNFORCE <input type="checkbox"/> OTHER
WING	
TYPE	WING PLATES <input type="checkbox"/> 2° <input type="checkbox"/> 4° <input type="checkbox"/> 6°
GURNEY STRIP	<input type="checkbox"/> YES <input type="checkbox"/> NO
CENTER FOIL	<input type="checkbox"/> YES <input type="checkbox"/> NO

FRONT TIRES	Controlled Tire <input type="checkbox"/>	REAR
MAKE		
TYPE		
INSERTS		
WHEELS		

FRONT	REAR
	
	
	
	
	
	

REMARKS