

DRIVER, TRACK AND RESULTS

DRIVER	COUNTRY	WEATHER	AIR TEMP	TRACK TEMP	<input type="checkbox"/> DRY <input type="checkbox"/> INTERMEDIATE <input type="checkbox"/> WET
TRACK	TRACTION <input type="checkbox"/> LOW <input type="checkbox"/> MEDIUM <input type="checkbox"/> HIGH COMMENTS				
RACE	DATE	QUALY POS.	QUALY TIME	STARTING POS.	FINAL POS.

FRONT SHOCK ABSORBERS		REAR	
cst	OIL	cst	
SPRINGS			
mm	REBOUND	mm	
N° HOLES	Ø	mm	PISTONS N° HOLES Ø mm
<input type="checkbox"/> FLAT <input type="checkbox"/> CONICAL	PISTON TYPE		<input type="checkbox"/> FLAT <input type="checkbox"/> CONICAL

ANTI-ROLL BARS	
FR ANTI-ROLL BAR	mm
RR ANTI-ROLL BAR	mm

DIFFERENTIAL OIL AND POSITION			
FRONT DIFF	POSITION	REAR DIFF	POSITION
<input type="checkbox"/> LOW <input type="checkbox"/> MID LOW		<input type="checkbox"/> LOW <input type="checkbox"/> MID LOW	
cst <input type="checkbox"/> HIGH <input type="checkbox"/> MID HIGH		cst <input type="checkbox"/> HIGH <input type="checkbox"/> MID HIGH	

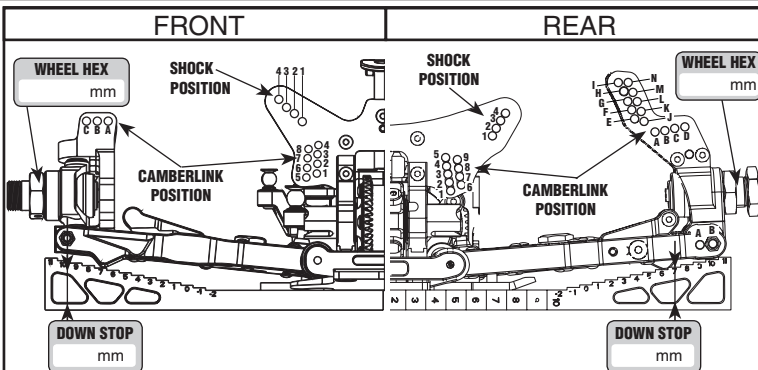
1ST PINION AND SPUR GEAR		2ND	
<input type="checkbox"/> 18 <input type="checkbox"/> 19 <input type="checkbox"/> 20	PINION	<input type="checkbox"/> 23 <input type="checkbox"/> 24 <input type="checkbox"/> 25	
<input type="checkbox"/> 61 <input type="checkbox"/> 62 <input type="checkbox"/> 63	SPUR GEAR	<input type="checkbox"/> 56 <input type="checkbox"/> 57 <input type="checkbox"/> 58	

CLUTCH	
CLUTCH BELL	FLYWHEEL
<input type="checkbox"/> STANDARD <input type="checkbox"/> VENTED	<input type="checkbox"/> STEEL <input type="checkbox"/> ALU
CLUTCH SHOES	CLUTCH SPRINGS
SHOE TYPE x with SPRINGS TYPE mm	
SHOE TYPE x with SPRINGS TYPE mm	

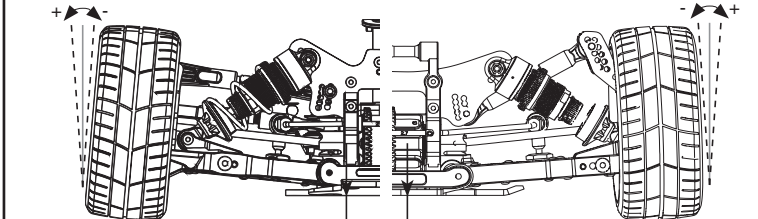
ENGINE, PIPE AND FUEL	
ENGINE BRAND	TYPE
HEADSHIMS mm	GLOWPLUG CARB Ø mm
EXHAUST PIPE	MANIFOLD
FUEL BRAND	NITRO %

FLEX CONFIGURATION	
ENGINE MOUNT	<input type="checkbox"/> STANDARD <input type="checkbox"/> MONOBLOCK
FRONT TIRES	
Controlled Tire	<input type="checkbox"/> REAR
MAKE	
TYPE	
INSERTS	
WHEELS	

AERODYNAMIC CONFIGURATION	
BODY BRAND & TYPE	BODY POSITION mm
WING BRAND & TYPE	
REAR DIFFUSER	<input type="checkbox"/> YES <input type="checkbox"/> NO

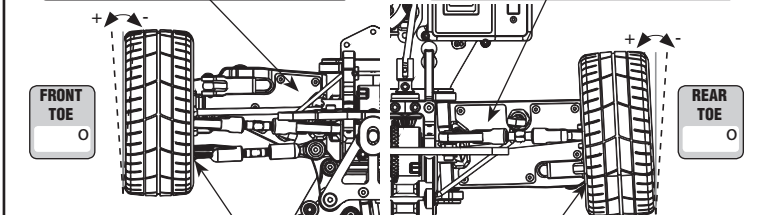


FRONT CAMBER	L ° R °	REAR CAMBER	L ° R °
--------------	---------	-------------	---------



RIDE HEIGHT mm	WITH TYRE Ø mm	RIDE HEIGHT mm	WITH TYRE Ø mm
----------------	----------------	----------------	----------------

FRONT ARM SKIN		REAR ARM SKIN	
<input type="checkbox"/> TOP <input type="checkbox"/> NYLON <input type="checkbox"/> CARBON		<input type="checkbox"/> TOP <input type="checkbox"/> NYLON <input type="checkbox"/> CARBON	
<input type="checkbox"/> BOTTOM <input type="checkbox"/> NYLON <input type="checkbox"/> CARBON		<input type="checkbox"/> BOTTOM <input type="checkbox"/> NYLON <input type="checkbox"/> CARBON	



STEERING BLOCK ACKERMAN PLATE	OPTION TYPE	REAR UPRIGHT ROLL CENTER INSERTS
-------------------------------	-------------	----------------------------------

STEERING STOP mm	SERVO SAVER SPRING <input type="checkbox"/> STD <input type="checkbox"/> HARD	REAR BRACE <input type="checkbox"/> STOCK <input type="checkbox"/> ALU	WHEEL BASE <input type="checkbox"/> 0 <input type="checkbox"/> 1.25 <input type="checkbox"/> 2.5 <input type="checkbox"/> 3.75 <input type="checkbox"/> 5
CASTER BLOCK °	FRONT BRACE <input type="checkbox"/> STOCK <input type="checkbox"/> ALU		

SUSPENSION BRACKETS INSERTS	
FRONT FR INSERTS N°	REAR FR INSERTS N°
	REAR RR INSERTS N°

REMARKS