

DRIVER, TRACK AND RESULTS

DRIVER	COUNTRY	WEATHER	AIR TEMP	TRACK TEMP	<input type="checkbox"/> DRY <input type="checkbox"/> INTERMEDIATE <input type="checkbox"/> WET
TRACK	TRACTION <input type="checkbox"/> LOW <input type="checkbox"/> MEDIUM <input type="checkbox"/> HIGH COMMENTS				
RACE	DATE	QUALY POS.	QUALY TIME	STARTING POS.	FINAL POS.

FRONT		SHOCK ABSORBERS		REAR	
cst		OIL		cst	
SPRINGS					
mm		REBOUND		mm	
N° HOLES		Ø		mm PISTONS N° HOLES	
<input type="checkbox"/> FLAT <input type="checkbox"/> CONICAL		PISTON TYPE		<input type="checkbox"/> FLAT <input type="checkbox"/> CONICAL	

ANTI-ROLL BARS	
FR ANTI-ROLL BAR	mm
RR ANTI-ROLL BAR	mm

DIFFERENTIAL OIL AND POSITION			
FRONT DIFF	POSITION	REAR DIFF	POSITION
<input type="checkbox"/> LOW <input type="checkbox"/> MID LOW		<input type="checkbox"/> LOW <input type="checkbox"/> MID LOW	
cst <input type="checkbox"/> HIGH <input type="checkbox"/> MID HIGH		cst <input type="checkbox"/> HIGH <input type="checkbox"/> MID HIGH	

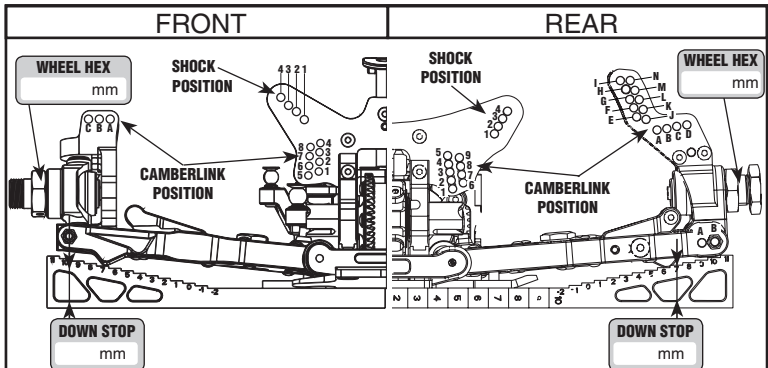
1ST		PINION AND SPUR GEAR		2ND	
<input type="checkbox"/> 18 <input type="checkbox"/> 19 <input type="checkbox"/> 20	PINION	<input type="checkbox"/> 23 <input type="checkbox"/> 24 <input type="checkbox"/> 25			
<input type="checkbox"/> 61 <input type="checkbox"/> 62 <input type="checkbox"/> 63	SPUR GEAR	<input type="checkbox"/> 56 <input type="checkbox"/> 57 <input type="checkbox"/> 58			

CLUTCH	
CLUTCH BELL	FLYWHEEL
<input type="checkbox"/> STANDARD <input type="checkbox"/> VENTED	<input type="checkbox"/> STEEL <input type="checkbox"/> ALU
CLUTCH SHOES	CLUTCH SPRINGS
SHOE TYPE x with SPRINGS TYPE	mm
SHOE TYPE x with SPRINGS TYPE	mm

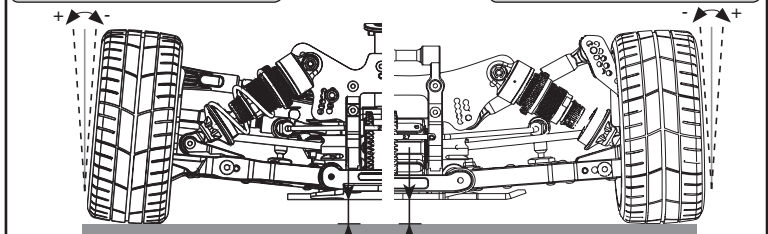
ENGINE, PIPE AND FUEL	
ENGINE BRAND	TYPE
HEADSHIMS mm	GLOWPLUG CARB Ø mm
EXHAUST PIPE	MANIFOLD
FUEL BRAND	NITRO %

FLEX CONFIGURATION	
ENGINE MOUNT	<input type="checkbox"/> STANDARD <input type="checkbox"/> MONOBLOCK
FRONT TIRES	Controlled Tire <input type="checkbox"/> REAR
MAKE	
TYPE	
INSERTS	
WHEELS	

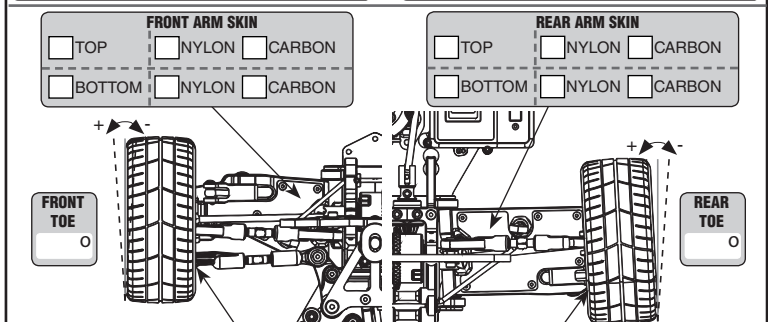
AERODYNAMIC CONFIGURATION	
BODY BRAND & TYPE	BODY POSITION mm
WING BRAND & TYPE	
REAR DIFFUSER	<input type="checkbox"/> YES <input type="checkbox"/> NO



FRONT CAMBER	L	R
	°	°

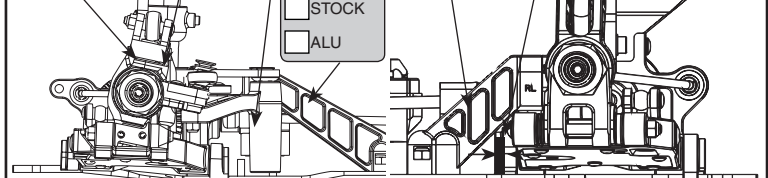


FRONT ARM SKIN	REAR ARM SKIN
<input type="checkbox"/> TOP <input type="checkbox"/> NYLON <input type="checkbox"/> CARBON	<input type="checkbox"/> TOP <input type="checkbox"/> NYLON <input type="checkbox"/> CARBON
<input type="checkbox"/> BOTTOM <input type="checkbox"/> NYLON <input type="checkbox"/> CARBON	<input type="checkbox"/> BOTTOM <input type="checkbox"/> NYLON <input type="checkbox"/> CARBON



STEERING STOP	mm
CASTER BLOCK	°

SERVO SAVER SPRING	REAR BRACE	WHEEL BASE
<input type="checkbox"/> STD <input type="checkbox"/> HARD	<input type="checkbox"/> STOCK <input type="checkbox"/> ALU	<input type="checkbox"/> 0 <input type="checkbox"/> 1.25
FRONT BRACE		<input type="checkbox"/> 2.5 <input type="checkbox"/> 3.75
<input type="checkbox"/> STOCK <input type="checkbox"/> ALU		<input type="checkbox"/> 5



SUSPENSION BRACKETS INSERTS	
FRONT FR INSERTS N°	REAR FR INSERTS N°
	REAR RR INSERTS N°

REMARKS