


DRIVER, TRACK AND RESULTS

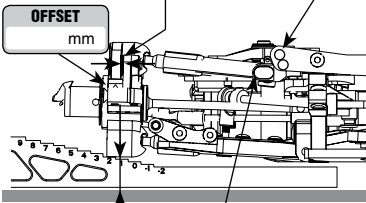
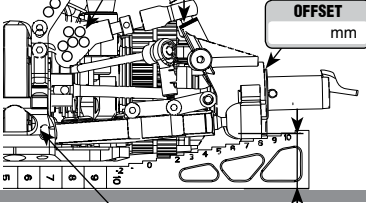
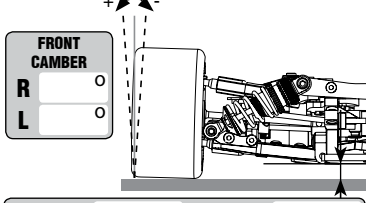

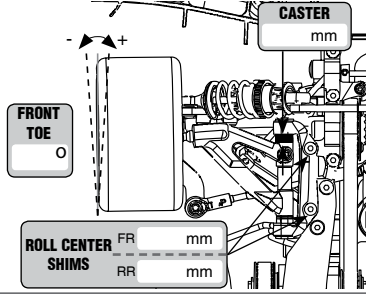
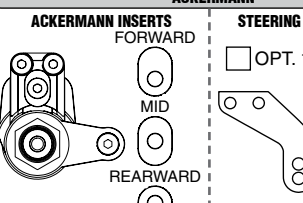
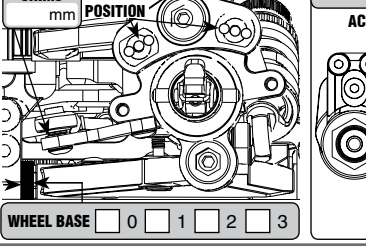
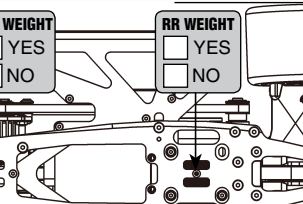
DRIVER	COUNTRY	WEATHER	AIR TEMP	TRACK TEMP	<input type="checkbox"/> DRY <input type="checkbox"/> INTERMEDIATE <input type="checkbox"/> WET
TRACK	TRACTION <input type="checkbox"/> LOW <input type="checkbox"/> MEDIUM <input type="checkbox"/> HIGH COMMENTS				
RACE	DATE	QUALY POS.	QUALY TIME	STARTING POS.	FINAL POS.

FRONT SHOCK ABSORBERS		REAR	
OIL <input type="text"/> cst	<input type="text"/>	OIL <input type="text"/> cst	<input type="text"/>
SPRINGS <input type="text"/>	<input type="text"/>	SPRINGS <input type="text"/>	<input type="text"/>
<input type="checkbox"/> FRONT	<input type="checkbox"/> HEAVE DAMPER	<input type="checkbox"/> REAR	
OIL <input type="text"/> cst	<input type="text"/>	OIL <input type="text"/> cst	<input type="text"/>
SPRINGS <input type="text"/>	<input type="text"/>	SPRINGS <input type="text"/>	<input type="text"/>
ANTI-ROLL BARS			
FRONT ANTI-ROLL BAR <input type="text"/>		REAR ANTI-ROLL BAR <input type="text"/>	
FRONT TYRES <input type="text"/> Controlled Tyre <input type="checkbox"/>		REAR <input type="text"/>	
MAKE <input type="text"/>		<input type="text"/>	
SHORE <input type="text"/>		<input type="text"/>	
DIAMETER <input type="text"/>		<input type="text"/>	
5-MIN WEAR <input type="text"/>		<input type="text"/>	

RATIO CONFIGURATION	
SPUR GEAR	
PITCH <input type="text"/>	TEETH <input type="text"/>
PINION	
PITCH <input type="text"/>	TEETH <input type="text"/>
FINAL DRIVE RATIO <input type="text"/>	ROLL OUT <input type="text"/> mm

ELECTRONICS	
BATTERY:	2S <input type="checkbox"/> 3S <input type="checkbox"/> 4S <input type="checkbox"/> 6S <input type="checkbox"/>
BRAND <input type="text"/>	CAPACITY <input type="text"/>
MOTOR	
BRAND <input type="text"/>	TYPE <input type="text"/> TIMING <input type="text"/>
ESC	
BRAND <input type="text"/>	TYPE <input type="text"/>
CONFIGURATION <input type="text"/>	

AERODYNAMIC CONFIGURATION		
BODY BRAND <input type="text"/>	BUMPER TYPE <input type="checkbox"/> 989 <input type="checkbox"/> 977	BODY POSITION <input type="text"/> mm
BODY TYPE <input type="text"/>		
AIR TRIM POSITION <input type="text"/> mm		

FRONT		REAR	
AERO DISKS <input type="checkbox"/> YES <input type="checkbox"/> NO	KINGPIN SHIMS mm <input type="text"/>	SHOCK POSITION <input type="text"/>	SHOCK CAMBERLINK SHIMS mm <input type="text"/>
OFFSET mm <input type="text"/>			OFFSET mm <input type="text"/>
DOWN STOP mm <input type="text"/>	UPPER ARM INSERT <input type="text"/>	ROLL CENTER INSERT FRONT <input type="text"/> REAR <input type="text"/>	DOWN STOP mm <input type="text"/>
FRONT CAMBER R <input type="text"/> L <input type="text"/>			REAR CAMBER R <input type="text"/> L <input type="text"/>
RIDE HEIGHT mm WITH TYRE Ø <input type="text"/>	SHOCK BRACKET <input type="checkbox"/> WIDE <input type="checkbox"/> NARROW	SUSPENSION BRACKET <input type="checkbox"/> NARROW <input type="checkbox"/> WIDE	REAR UPRIGHT WEIGHT <input type="checkbox"/> YES <input type="checkbox"/> NO grams <input type="text"/>
FRONT TOE <input type="text"/>	CASTER mm <input type="text"/>	WHEEL BASE <input type="text"/> 0 1 2	REAR TOE <input type="text"/>
ROLL CENTER SHIMS FR mm <input type="text"/> RR mm <input type="text"/>			
SHIMS mm <input type="text"/>	INSERT POSITION <input type="text"/>	ACKERMANN INSERTS FORWARD <input type="text"/> MID <input type="text"/> REARWARD <input type="text"/>	STEERING BLOCK LEVERS <input type="checkbox"/> OPT. 1 <input type="checkbox"/> OPT. 2
WHEEL BASE <input type="text"/> 0 1 2 3			
TRACK WIDTH mm <input type="text"/>	MID WEIGHT <input type="checkbox"/> YES <input type="checkbox"/> NO	RR WEIGHT <input type="checkbox"/> YES <input type="checkbox"/> NO	TRACK WIDTH mm <input type="text"/>
TOTAL CAR WEIGHT <input type="text"/> grams			

REMARKS