


DRIVER, TRACK AND RESULTS

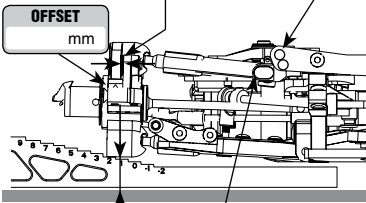
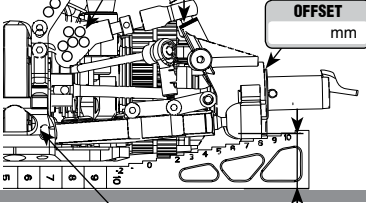
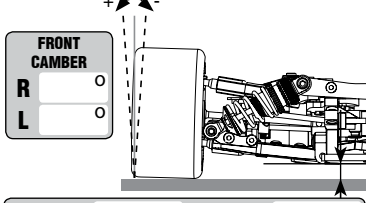

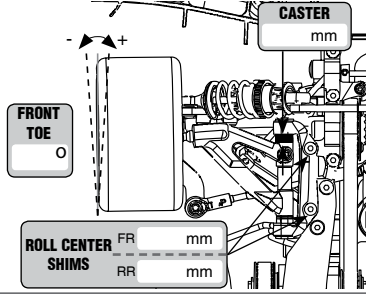
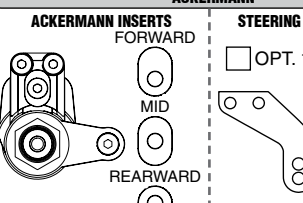
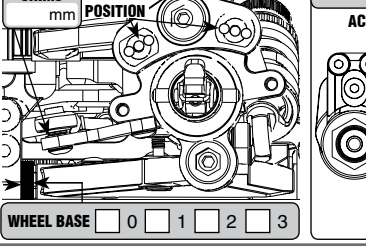
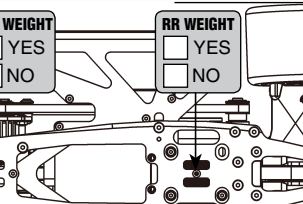
| | | | | | |
|--------|--|------------|------------|---------------|---|
| DRIVER | COUNTRY | WEATHER | AIR TEMP | TRACK TEMP | <input type="checkbox"/> DRY <input type="checkbox"/> INTERMEDIATE <input type="checkbox"/> WET |
| TRACK | TRACTION <input type="checkbox"/> LOW <input type="checkbox"/> MEDIUM <input type="checkbox"/> HIGH COMMENTS | | | | |
| RACE | DATE | QUALY POS. | QUALY TIME | STARTING POS. | FINAL POS. |

| FRONT SHOCK ABSORBERS | | REAR | |
|---|---------------------------------------|---|----------------------|
| OIL <input type="text"/> cst | <input type="text"/> | OIL <input type="text"/> cst | <input type="text"/> |
| SPRINGS <input type="text"/> | <input type="text"/> | SPRINGS <input type="text"/> | <input type="text"/> |
| <input type="checkbox"/> FRONT | <input type="checkbox"/> HEAVE DAMPER | <input type="checkbox"/> REAR | |
| OIL <input type="text"/> cst | <input type="text"/> | OIL <input type="text"/> cst | <input type="text"/> |
| SPRINGS <input type="text"/> | <input type="text"/> | SPRINGS <input type="text"/> | <input type="text"/> |
| ANTI-ROLL BARS | | | |
| FRONT ANTI-ROLL BAR <input type="text"/> | | REAR ANTI-ROLL BAR <input type="text"/> | |
| FRONT TYRES <input type="text"/> Controlled Tyre <input type="checkbox"/> | | REAR <input type="text"/> | |
| MAKE <input type="text"/> | | <input type="text"/> | |
| SHORE <input type="text"/> | | <input type="text"/> | |
| DIAMETER <input type="text"/> | | <input type="text"/> | |
| 5-MIN WEAR <input type="text"/> | | <input type="text"/> | |

| RATIO CONFIGURATION | |
|--|----------------------------------|
| SPUR GEAR | |
| PITCH <input type="text"/> | TEETH <input type="text"/> |
| PINION | |
| PITCH <input type="text"/> | TEETH <input type="text"/> |
| FINAL DRIVE RATIO <input type="text"/> | ROLL OUT <input type="text"/> mm |

| ELECTRONICS | |
|------------------------------------|---|
| BATTERY: | 2S <input type="checkbox"/> 3S <input type="checkbox"/> 4S <input type="checkbox"/> 6S <input type="checkbox"/> |
| BRAND <input type="text"/> | CAPACITY <input type="text"/> |
| MOTOR | |
| BRAND <input type="text"/> | TYPE <input type="text"/> TIMING <input type="text"/> |
| ESC | |
| BRAND <input type="text"/> | TYPE <input type="text"/> |
| CONFIGURATION <input type="text"/> | |

| AERODYNAMIC CONFIGURATION | |
|---|---|
| BODY BRAND <input type="text"/> | BUMPER TYPE <input type="checkbox"/> 989 <input type="checkbox"/> 977 |
| BODY TYPE <input type="text"/> | BODY POSITION <input type="text"/> mm |
| AIR TRIM POSITION <input type="text"/> mm |  |

| FRONT | | REAR | |
|---|--|---|---|
| AERO DISKS <input type="checkbox"/> YES <input type="checkbox"/> NO | KINGPIN SHIMS mm <input type="text"/> | SHOCK POSITION <input type="text"/> | SHOCK CAMBERLINK SHIMS mm <input type="text"/> |
| OFFSET mm <input type="text"/> |  |  | OFFSET mm <input type="text"/> |
| DOWN STOP mm <input type="text"/> | UPPER ARM INSERT <input type="text"/> | ROLL CENTER INSERT FRONT <input type="text"/> REAR <input type="text"/> | DOWN STOP mm <input type="text"/> |
| FRONT CAMBER R <input type="text"/> L <input type="text"/> |  |  | REAR CAMBER R <input type="text"/> L <input type="text"/> |
| RIDE HEIGHT mm WITH TYRE Ø <input type="text"/> | SHOCK BRACKET <input type="checkbox"/> WIDE <input type="checkbox"/> NARROW | SUSPENSION BRACKET <input type="checkbox"/> NARROW <input type="checkbox"/> WIDE | REAR UPRIGHT WEIGHT <input type="checkbox"/> YES <input type="checkbox"/> NO grams <input type="text"/> |
| FRONT TOE <input type="text"/> | CASTER mm <input type="text"/> | WHEEL BASE <input type="text"/> 0 1 2 | REAR TOE <input type="text"/> |
| ROLL CENTER SHIMS FR mm <input type="text"/> RR mm <input type="text"/> |  |  | |
| SHIMS mm <input type="text"/> | INSERT POSITION <input type="text"/> | ACKERMANN INSERTS FORWARD <input type="text"/> MID <input type="text"/> REARWARD <input type="text"/> | STEERING BLOCK LEVERS <input type="checkbox"/> OPT. 1 <input type="checkbox"/> OPT. 2 |
| WHEEL BASE <input type="text"/> 0 1 2 3 |  |  | |
| TRACK WIDTH mm <input type="text"/> | MID WEIGHT <input type="checkbox"/> YES <input type="checkbox"/> NO | RR WEIGHT <input type="checkbox"/> YES <input type="checkbox"/> NO | TRACK WIDTH mm <input type="text"/> |
| TOTAL CAR WEIGHT <input type="text"/> grams | | | |

REMARKS