

### DRIVER, TRACK AND RESULTS

DRIVER	COUNTRY	WEATHER	AIR TEMP	TRACK TEMP	<input type="checkbox"/> DRY <input type="checkbox"/> INTERMEDIATE <input type="checkbox"/> WET
TRACK	TRACTION <input type="checkbox"/> LOW <input type="checkbox"/> MEDIUM <input type="checkbox"/> HIGH	COMMENTS			
RACE	DATE	QUALY POS.	QUALY TIME	STARTING POS.	FINAL POS.

FRONT		SHOCK ABSORBERS		REAR	
cst		OIL		cst	
SPRINGS					
mm		REBOUND		mm	
N° HOLES	Ø	mm	PISTONS	N° HOLES	Ø
<input type="checkbox"/> STRAIGHT <input type="checkbox"/> ANGLED		HOLES TYPE		<input type="checkbox"/> STRAIGHT <input type="checkbox"/> ANGLED	
<input type="checkbox"/> BLADDER		SEAL TYPE		<input type="checkbox"/> BLADDER	
<input type="checkbox"/> EMULSION				<input type="checkbox"/> EMULSION	

ANTI-ROLL BARS	
FRONT ANTI-ROLL BAR	mm
REAR ANTI-ROLL BAR	mm

DIFFERENTIALS	
FRONT DIFF	REAR DIFF
<input type="checkbox"/> HTD <input type="checkbox"/> STD	<input type="checkbox"/> HTD <input type="checkbox"/> STD
cst	cst

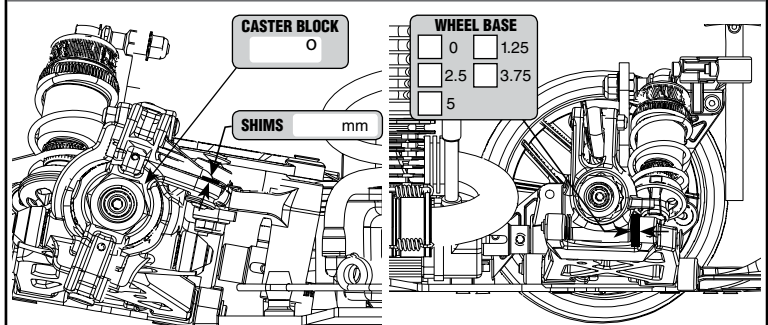
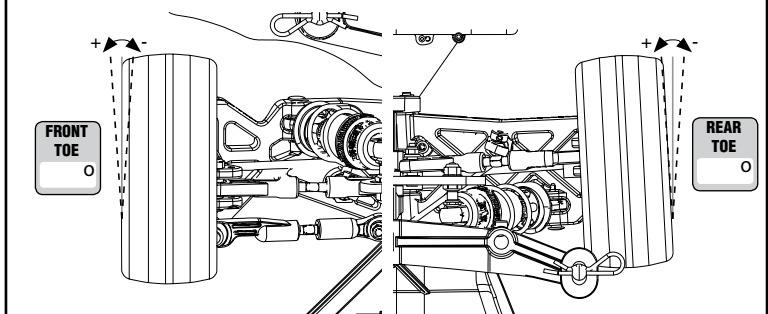
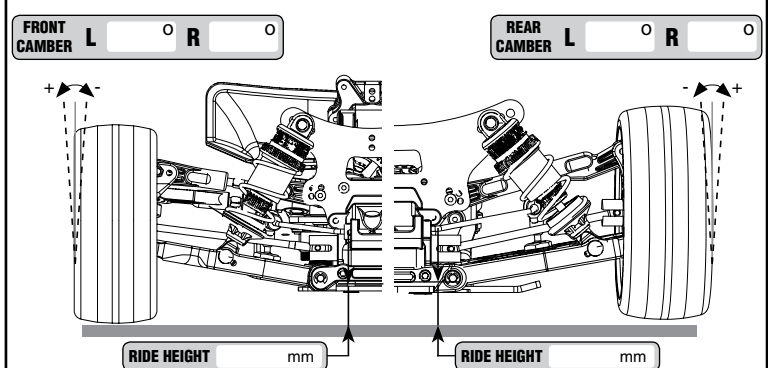
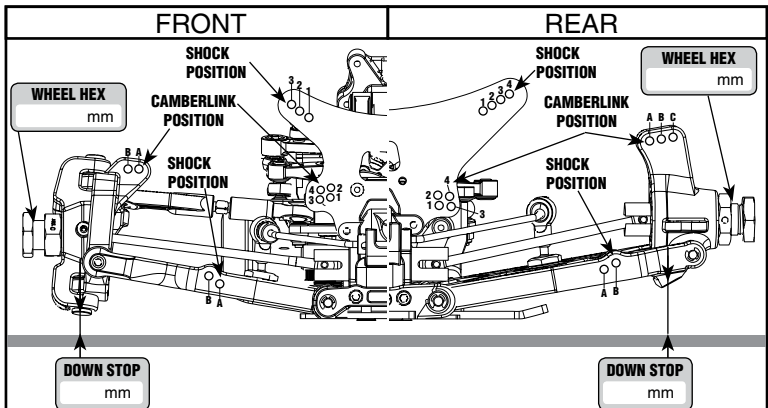
1ST		PINION AND SPUR GEAR		2ND	
<input type="checkbox"/> 18	<input type="checkbox"/> 19	<input type="checkbox"/> 20	PINION	<input type="checkbox"/> 23	<input type="checkbox"/> 24
<input type="checkbox"/> 61	<input type="checkbox"/> 62	<input type="checkbox"/> 63	SPUR GEAR	<input type="checkbox"/> 56	<input type="checkbox"/> 57

CLUTCH	
CLUTCH BELL	FLYWHEEL
<input type="checkbox"/> STANDARD <input type="checkbox"/> VENTED	<input type="checkbox"/> STEEL <input type="checkbox"/> ALU
CLUTCH SHOES	CLUTCH SPRINGS
SHOE TYPE	x with SPRINGS TYPE
SHOE TYPE	x with SPRINGS TYPE

ENGINE, PIPE AND FUEL	
ENGINE BRAND	TYPE
HEADSHIMS	mm GLOWPLUG
EXHAUST PIPE	MANIFOLD
FUEL BRAND	NITRO %

AERODYNAMIC CONFIGURATION	
BODY BRAND & TYPE	BODY POSITION
WING BRAND & TYPE	
REAR DIFFUSER	
<input type="checkbox"/> YES <input type="checkbox"/> NO	

FRONT TIRES		Controlled Tire		REAR	
MAKE					
TYPE					
INSERTS					
WHEELS					



### REMARKS

REMARKS	
---------	--