

DRIVER, TRACK AND RESULTS

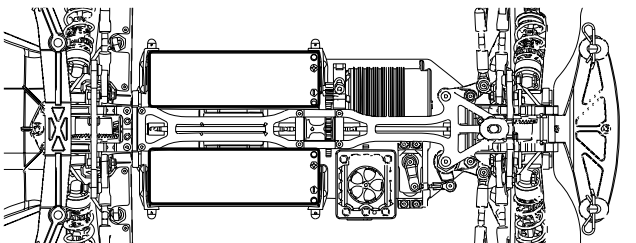
DRIVER	COUNTRY	WEATHER	AIR TEMP	TRACK TEMP	<input type="checkbox"/> DRY <input type="checkbox"/> INTERMEDIATE <input type="checkbox"/> WET
TRACK	TRACTION <input type="checkbox"/> LOW <input type="checkbox"/> MEDIUM <input type="checkbox"/> HIGH COMMENTS				
RACE	DATE	QUALY POS.	QUALY TIME	STARTING POS.	FINAL POS.

FRONT		SHOCK ABSORBERS		REAR	
cst	OIL			cst	
SPRINGS					
mm	REBOUND			mm	
N° HOLES	Ø	mm	PISTONS	N° HOLES	Ø
<input type="checkbox"/> FLAT <input type="checkbox"/> CONICAL	PISTON TYPE		<input type="checkbox"/> FLAT <input type="checkbox"/> CONICAL		

ANTI-ROLL BARS	
FR ANTI-ROLL BAR	mm
RR ANTI-ROLL BAR	mm

DIFFERENTIAL OIL AND POSITION			
FRONT DIFF	POSITION	REAR DIFF	POSITION
<input type="checkbox"/> LOW <input type="checkbox"/> MID LOW		<input type="checkbox"/> LOW <input type="checkbox"/> MID LOW	
cst <input type="checkbox"/> HIGH <input type="checkbox"/> MID HIGH		cst <input type="checkbox"/> HIGH <input type="checkbox"/> MID HIGH	

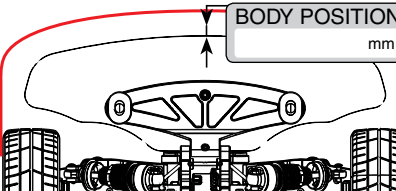
ELECTRONICS & GEARING	
MOTOR & PINION	
BRAND	TYPE
TIMMING	PINION teeth
ESC BRAND TYPE	
BATTERY BRAND CAPACITY mAh	
<input type="checkbox"/> 2S STICK BATTERIES	<input type="checkbox"/> 2S SHORTY REARWARD BATTERIES
<input type="checkbox"/> 2S SHORTY FORWARD BATTERIES	



WHEEL BASE	
<input type="checkbox"/> SHORT WHEELBASE	<input type="checkbox"/> LONG WHEELBASE


FRONT TIRES		Controlled Tire		REAR	
MAKE					
TYPE					
INSERTS					
WHEELS					

AERODYNAMIC CONFIGURATION	
BODY BRAND & TYPE	BODY POSITION mm
WING BRAND & TYPE	
REAR DIFFUSER	<input type="checkbox"/> YES <input type="checkbox"/> NO

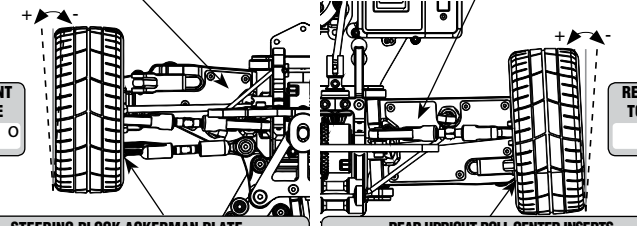


FRONT		REAR	
WHEEL HEX mm	SHOCK POSITION	SHOCK POSITION	WHEEL HEX mm
CAMBERLINK POSITION		CAMBERLINK POSITION	
DOWN STOP mm		DOWN STOP mm	

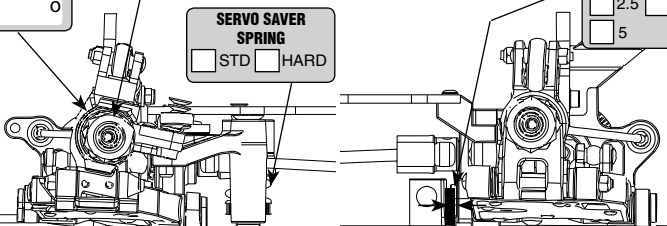
FRONT CAMBER		REAR CAMBER	
L	R	L	R
RIDE HEIGHT mm WITH TYRE Ø		RIDE HEIGHT mm WITH TYRE Ø	



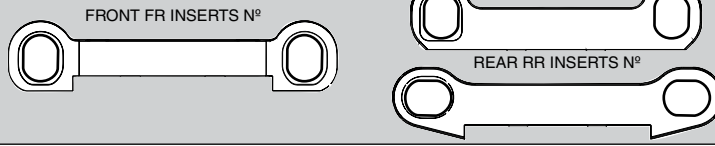
FRONT ARM SKIN		REAR ARM SKIN	
<input type="checkbox"/> TOP	<input type="checkbox"/> NYLON <input type="checkbox"/> CARBON	<input type="checkbox"/> TOP	<input type="checkbox"/> NYLON <input type="checkbox"/> CARBON
<input type="checkbox"/> BOTTOM	<input type="checkbox"/> NYLON <input type="checkbox"/> CARBON	<input type="checkbox"/> BOTTOM	<input type="checkbox"/> NYLON <input type="checkbox"/> CARBON
FRONT TOE		REAR TOE	
STEERING BLOCK ACKERMAN PLATE		REAR UPRIGHT ROLL CENTER INSERTS	
OPTION TYPE			



STEERING STOP		WHEEL BASE	
mm		0	1.25
CASTER BLOCK		2.5	3.75
SERVO SAVER SPRING		5	
<input type="checkbox"/> STD <input type="checkbox"/> HARD			



SUSPENSION BRACKETS INSERTS	
FRONT FR INSERTS N°	REAR FR INSERTS N°
	REAR RR INSERTS N°



REMARKS