

## DRIVER, TRACK AND RESULTS

DRIVER **Default** COUNTRY  WEATHER AIR TEMP  TRACK TEMP  ☐ DRY ☐ INTERMEDIATE ☐ WET

TRACK  TRACTION ☐ LOW ☒ MEDIUM ☐ HIGH COMMENTS

RACE  DATE  QUALY POS.  QUALY TIME  STARTING POS.  FINAL POS.

1ST	SPUR GEARS			2ND
<input type="checkbox"/> 61	<input checked="" type="checkbox"/> 62	<input type="checkbox"/> 63	<input type="checkbox"/> 56	<input checked="" type="checkbox"/> 57 <input type="checkbox"/> 58

1ST	PINION			2ND
<input type="checkbox"/> 18	<input checked="" type="checkbox"/> 19	<input type="checkbox"/> 20	<input type="checkbox"/> 23	<input checked="" type="checkbox"/> 24 <input type="checkbox"/> 25

FRONT SHOCK ABSORBERS		REAR
OIL <input type="text"/> 900 cst	OIL <input type="text"/> 900 cst	
SPRINGS <input type="text"/> Silver	SPRINGS <input type="text"/> Pink	
<input type="checkbox"/> <input checked="" type="checkbox"/> <input type="checkbox"/> <input type="checkbox"/> <input type="checkbox"/> <input type="checkbox"/>	<input type="checkbox"/> <input type="checkbox"/> <input checked="" type="checkbox"/> <input type="checkbox"/> <input type="checkbox"/> <input type="checkbox"/>	

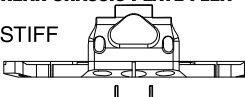
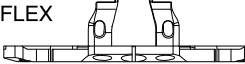
FRONT HEAVE DAMPER		REAR
OIL <input type="text"/> cst	OIL <input type="text"/> cst	
SPRINGS <input type="text"/>	SPRINGS <input type="text"/>	
<input type="checkbox"/> <input type="checkbox"/> <input type="checkbox"/> <input type="checkbox"/> <input type="checkbox"/> <input type="checkbox"/>	<input type="checkbox"/> <input type="checkbox"/> <input type="checkbox"/> <input type="checkbox"/> <input type="checkbox"/> <input type="checkbox"/>	

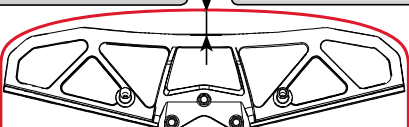
ANTI-ROLL BARS	
FRONT ANTI-ROLL BAR <input type="text"/> Medium	REAR ANTI-ROLL BAR <input type="text"/> Hard

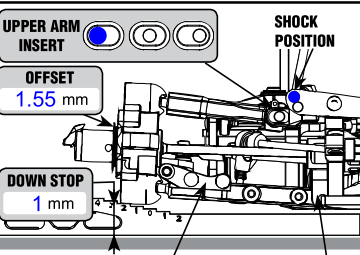
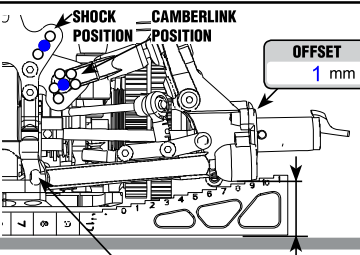
FRONT TYRES	Controlled Tyre <input type="checkbox"/>	REAR
<input type="text"/>		<input type="text"/>
<input type="text"/>		<input type="text"/>
<input type="text"/>		<input type="text"/>
<input type="text"/>		<input type="text"/>

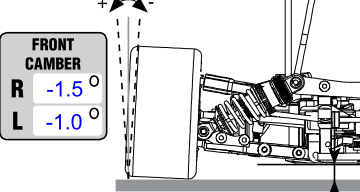
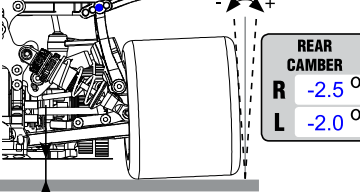
POWER PACK	
ENGINE	
BRAND <input type="text"/>	TYPE <input type="text"/>
GLOWPLUG <input type="text"/>	CARB Ø <input type="text"/> mm HEAD CLEARANCE <input type="text"/> mm
EXHAUST	
PIPE <input type="text"/>	MANIFOLD <input type="text"/>
FUEL	
BRAND <input type="text"/>	NITRO <input type="text"/>

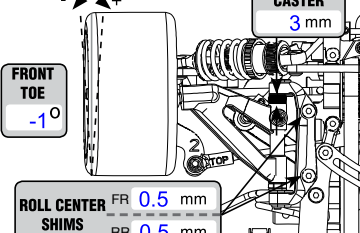
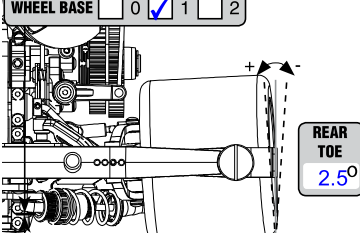
CLUTCH	
CLUTCH BELL <input checked="" type="checkbox"/> ALU <input type="checkbox"/> STEEL	CLUTCH SHOE <input type="checkbox"/> RED <input checked="" type="checkbox"/> YELLOW <input type="checkbox"/> BLACK
CLUTCH SPRING <input type="text"/> X hard	CLUTCH BELL GAP <input type="text"/> 0.8 mm

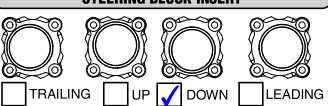
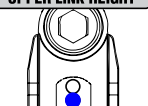

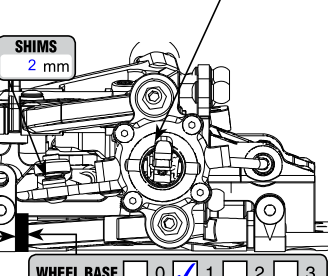
FLEX CONFIGURATION	
<b>FRONT RADIO PLATE FLEX</b> <input checked="" type="checkbox"/> STIFFENER (3 SCREWS) <input type="checkbox"/> NO STIFFENER (2 SCREWS) <input type="checkbox"/> NO STIFFENER & NO SCREWS	<b>REAR CHASSIS PLATE FLEX</b> <input checked="" type="checkbox"/> STIFF  <input type="checkbox"/> FLEX 

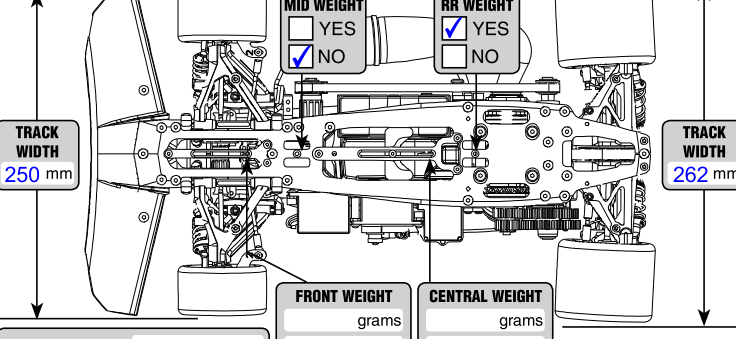
AERODYNAMIC CONFIGURATION		
BODY BRAND <input type="text"/>	BUMPER TYPE <input type="checkbox"/> 989 <input checked="" type="checkbox"/> 977	BODY POSITION <input type="text"/> Precut mm
BODY TYPE <input type="text"/>		
AIR TRIM POS. <input type="text"/> mm		

FRONT	REAR
 UPPER ARM INSERT <input checked="" type="checkbox"/> SHOCK POSITION <input type="text"/> OFFSET <input type="text"/> 1.55 mm DOWN STOP <input type="text"/> 1 mm	 SHOCK POSITION <input type="text"/> CAMBERLINK POSITION <input type="text"/> OFFSET <input type="text"/> 1 mm DOWN STOP <input type="text"/> 8 mm
SHOCK BRACKET <input checked="" type="checkbox"/> WIDE <input type="checkbox"/> NARROW SUSPENSION BRACKET <input checked="" type="checkbox"/> NARROW <input type="checkbox"/> WIDE	ROLL CENTER INSERT FRONT <input checked="" type="checkbox"/> REAR <input checked="" type="checkbox"/>

FRONT CAMBER	REAR CAMBER
R <input type="text"/> -1.5° L <input type="text"/> -1.0°	R <input type="text"/> -2.5° L <input type="text"/> -2.0°
 RIDE HEIGHT <input type="text"/> 7 mm WITH TYRE Ø <input type="text"/> 67 mm	 RIDE HEIGHT <input type="text"/> 9 mm WITH TYRE Ø <input type="text"/> 74 mm

FRONT TOE	REAR TOE
<input type="text"/> -1°	<input type="text"/> 2.5°
 CASTER <input type="text"/> 3 mm ROLL CENTER SHIMS FR <input type="text"/> 0.5 mm RR <input type="text"/> 0.5 mm	 WHEEL BASE <input type="text"/> 0 <input checked="" type="checkbox"/> 1 <input type="checkbox"/> 2

STEERING BLOCK INSERT	UPPER LINK HEIGHT	REAR REACTIVE STEERING SYSTEM
 <input type="checkbox"/> TRAILING <input type="checkbox"/> UP <input checked="" type="checkbox"/> DOWN <input type="checkbox"/> LEADING	 SHIMS <input type="text"/> 2 mm	
 WHEEL BASE <input type="text"/> 0 <input checked="" type="checkbox"/> 1 <input type="checkbox"/> 2 <input type="checkbox"/> 3	<b>ACKERMANN</b> ACKERMANN INSERTS <input type="checkbox"/> OPT. 1 <input checked="" type="checkbox"/> OPT. 2 STEERING BLOCK LEVERS <input type="checkbox"/> OPT. 1 <input checked="" type="checkbox"/> OPT. 2	

TRACK WIDTH	FRONT WEIGHT	CENTRAL WEIGHT	REAR WEIGHT
<input type="text"/> 250 mm	<input type="text"/> grams	<input type="text"/> grams	<input type="text"/> grams
 TOTAL CAR WEIGHT <input type="text"/> grams MID WEIGHT <input checked="" type="checkbox"/> YES <input type="checkbox"/> NO RR WEIGHT <input checked="" type="checkbox"/> YES <input type="checkbox"/> NO	TRACK WIDTH <input type="text"/> 262 mm		

REMARKS