

## DRIVER, TRACK AND RESULTS

DRIVER	Default	COUNTRY		WEATHER	AIR TEMP	TRACK TEMP	<input type="checkbox"/> DRY <input type="checkbox"/> INTERMEDIATE <input type="checkbox"/> WET
RACE		DATE		QUALY POS.	STARTING POS.	FINAL POS.	FASTEST LAP
TRACK		TYPE	<input type="checkbox"/> TIGHT <input type="checkbox"/> MEDIUM <input type="checkbox"/> OPEN	GRIP	<input type="checkbox"/> LOW <input type="checkbox"/> MEDIUM <input type="checkbox"/> HIGH		
SURFACE	CONDITION	<input type="checkbox"/> SMOOTH <input type="checkbox"/> ROUGH <input type="checkbox"/>					
TYPE	<input type="checkbox"/> HARD PACKED <input type="checkbox"/> CLAY <input type="checkbox"/> MULTI/SURFACE <input type="checkbox"/> GRASS <input type="checkbox"/> BLUE GROOVE <input type="checkbox"/> DIRT <input type="checkbox"/> ASTRO-TURF <input type="checkbox"/>						

FRONT SHOCK ABSORBERS		REAR
300 cst	OIL	300 cst
Pink	SPRINGS	Pink
mm	REBOUND	mm
N° HOLES 6	Ø 1.3 mm	PISTONS N° HOLES 6 Ø 1.3 mm
<input checked="" type="checkbox"/> STRAIGHT <input type="checkbox"/> ANGLED	HOLE TYPE	<input checked="" type="checkbox"/> STRAIGHT <input type="checkbox"/> ANGLED
<input checked="" type="checkbox"/> BLADDER <input type="checkbox"/> EMULSION	SEAL TYPE	<input checked="" type="checkbox"/> BLADDER <input type="checkbox"/> EMULSION

ANTI-ROLL BARS	
FRONT ANTI-ROLL BAR	2.5 mm
REAR ANTI-ROLL BAR	2.5 mm

DIFFERENTIALS		
FRONT DIFF	CENTER DIFF	REAR DIFF
<input checked="" type="checkbox"/> HTD <input type="checkbox"/> STD	<input checked="" type="checkbox"/> HTD <input type="checkbox"/> STD	<input checked="" type="checkbox"/> HTD <input type="checkbox"/> STD
5000 cst	5000 cst	5000 cst

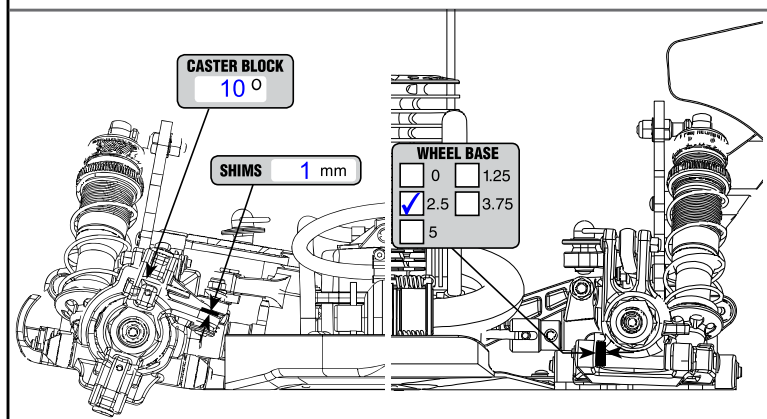
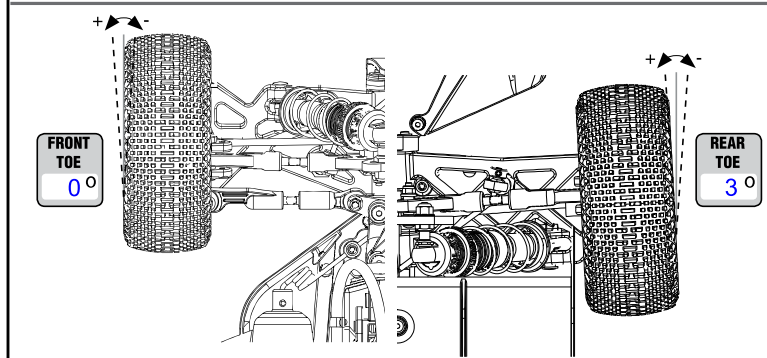
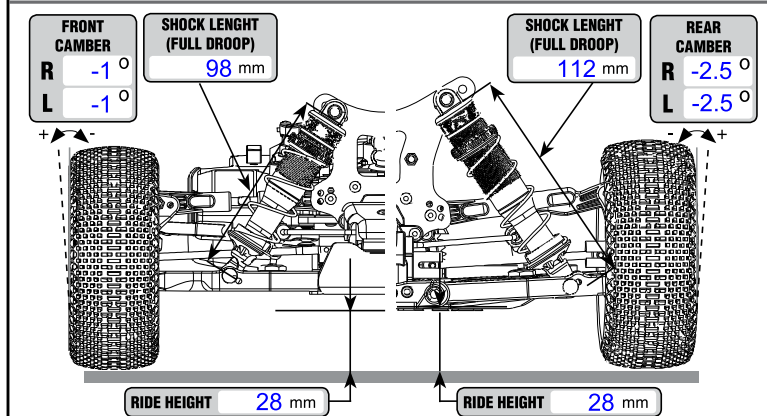
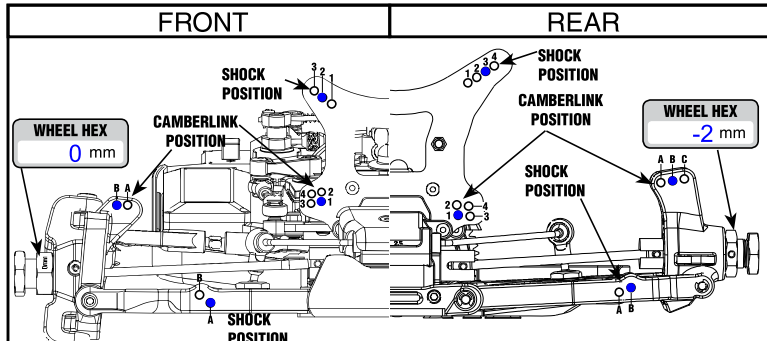
GEARING	
CLUTCH BELL	13 Teeth
SPUR GEAR	44 Teeth

CLUTCH	
CLUTCH BELL	FLYWHEEL
<input checked="" type="checkbox"/> STANDARD <input type="checkbox"/> VENTED	<input type="checkbox"/> STEEL <input checked="" type="checkbox"/> ALU
CLUTCH SHOES	CLUTCH SPRINGS
SHOE TYPE carbon x 3	with SPRINGS TYPE 0.9 mm
SHOE TYPE	x with SPRINGS TYPE mm

ENGINE, PIPE AND FUEL	
ENGINE BRAND	Serpent S21
TYPE	130001
HEADSHIMS	mm GLOWPLUG SerpentS21 CARB Ø mm
EXHAUST PIPE	Serpent 130005
MANIFOLD	Serpent130006
FUEL BRAND	NITRO %

AERODYNAMIC CONFIGURATION	
BODY	<input checked="" type="checkbox"/> STANDARD <input type="checkbox"/> HIGH DOWNFORCE <input type="checkbox"/> OTHER 601214
WING	
TYPE	600825 Wing straight MD
WING PLATES	<input type="checkbox"/> 2° <input checked="" type="checkbox"/> 4° <input type="checkbox"/> 6°
GURNEY STRIP	<input type="checkbox"/> YES <input type="checkbox"/> NO
CENTER FOIL	<input type="checkbox"/> YES <input type="checkbox"/> NO

FRONT TIRES		Controlled Tire	REAR
DragonRC	MAKE		DragonRC
Medium	TYPE		Medium
INSERTS			
WHEELS			



## REMARKS