

DRIVER, TRACK AND RESULTS

DRIVER	Paloschi	COUNTRY	Italy	WEATHER	AIR TEMP	TRACK TEMP	<input type="checkbox"/> DRY <input type="checkbox"/> INTERMEDIATE <input type="checkbox"/> WET
TRACK	TRACTION <input type="checkbox"/> LOW <input checked="" type="checkbox"/> MEDIUM <input type="checkbox"/> HIGH COMMENTS						
RACE	DATE	QUALY POS.	QUALY TIME	STARTING POS.	FINAL POS.		

FRONT SHOCK ABSORBERS		REAR	
800 cst	OIL	800 cst	
yellow	SPRINGS	silver	
mm	REBOUND	mm	
N° HOLES 6Ø 1.2mm	PISTONS N° HOLES 6Ø 1.2mm		
<input checked="" type="checkbox"/> FLAT <input type="checkbox"/> CONICAL	PISTON TYPE <input checked="" type="checkbox"/> FLAT <input type="checkbox"/> CONICAL		

ANTI-ROLL BARS	
FR ANTI-ROLL BAR 2.5mm	RR ANTI-ROLL BAR 2.7mm

DIFFERENTIAL OIL AND POSITION	
FR DIFF 1M cst	RR DIFF 50.000 cst
POSITION <input checked="" type="checkbox"/> LOW <input type="checkbox"/> MID LOW <input type="checkbox"/> HIGH <input type="checkbox"/> MID HIGH	POSITION <input type="checkbox"/> LOW <input type="checkbox"/> MID LOW <input checked="" type="checkbox"/> HIGH <input type="checkbox"/> MID HIGH

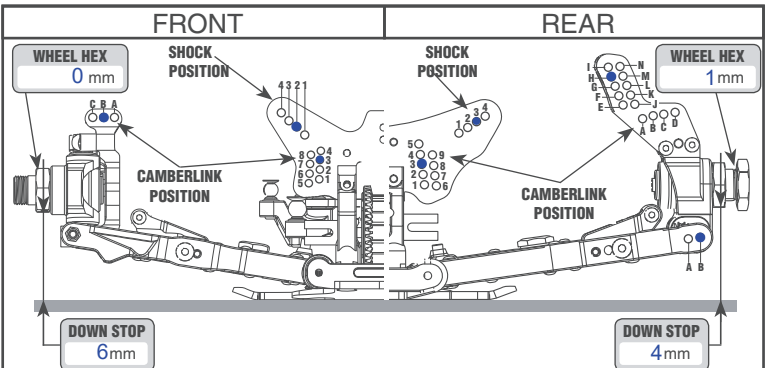
1ST PINION AND SPUR GEAR		2ND	
<input type="checkbox"/> 18 <input type="checkbox"/> 19 <input type="checkbox"/> 20	PINION <input type="checkbox"/> 23 <input type="checkbox"/> 24 <input type="checkbox"/> 25	<input type="checkbox"/> 56 <input type="checkbox"/> 57 <input checked="" type="checkbox"/> 58	
<input type="checkbox"/> 61 <input type="checkbox"/> 62 <input checked="" type="checkbox"/> 63	SPUR GEAR		

CLUTCH	
CLUTCH BELL <input checked="" type="checkbox"/> STEEL <input type="checkbox"/> ALU	<input checked="" type="checkbox"/> STANDARD <input type="checkbox"/> VENTED
<input checked="" type="checkbox"/> ADJUSTABLE CLUTCH	CLUTCH SHOES
CLUTCH SPRING	CLUTCH PRELOAD mm
<input type="checkbox"/> 4 PIN CLUTCH	FLYWHEEL <input type="checkbox"/> STEEL <input type="checkbox"/> ALU
CLUTCH SHOES	CLUTCH SPRINGS
SHOE TYPE x with SPRINGS TYPE mm	
SHOE TYPE x with SPRINGS TYPE mm	

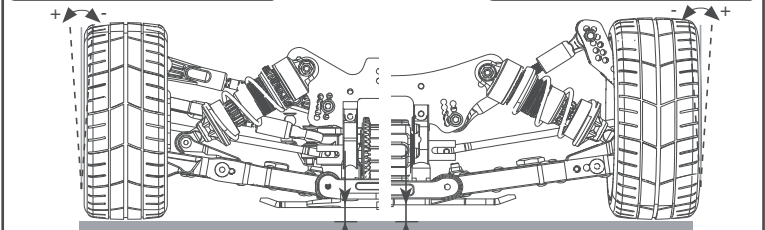
ENGINE, PIPE AND FUEL	
ENGINE BRAND	TYPE
HEADSHIMS mm	GLOWPLUG CARB Ø mm
EXHAUST PIPE	MANIFOLD
FUEL BRAND	NITRO %

FLEX CONFIGURATION	
ENGINE MOUNT <input checked="" type="checkbox"/> STANDARD <input type="checkbox"/> MONOBLOCK	
FRONT TIRES	Controlled Tire <input type="checkbox"/> REAR
MAKE	
TYPE	
INSERTS	
WHEELS	

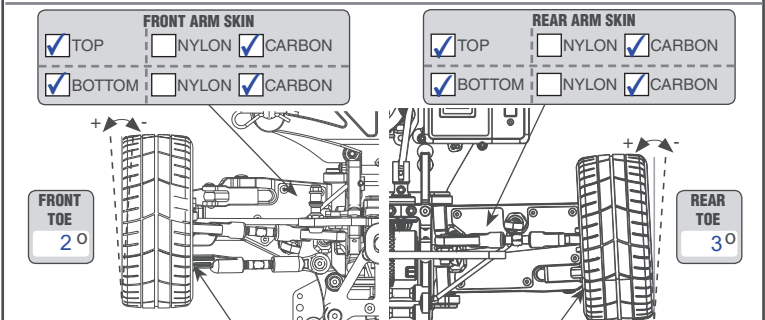
AERODYNAMIC CONFIGURATION	
BODY BRAND & TYPE	BODY POSITION mm
BLITZ GT5	
WING BRAND & TYPE	
BLITZ GT5	
REAR DIFFUSER	
<input type="checkbox"/> YES <input checked="" type="checkbox"/> NO	



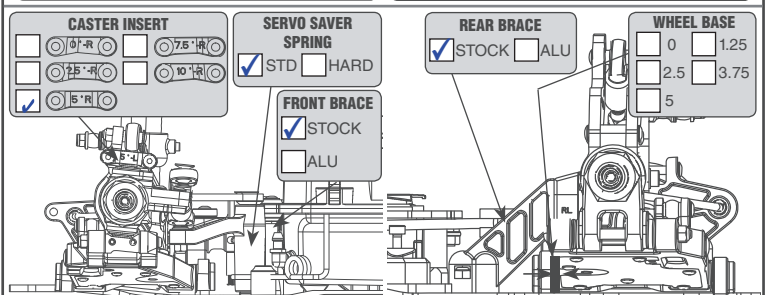
FRONT CAMBER L 1.5° R 1.5°	REAR CAMBER L 3° R 3°
----------------------------	-----------------------



RIDE HEIGHT 8 mm WITH TYRE Ø mm	RIDE HEIGHT 9 mm WITH TYRE Ø mm
---------------------------------	---------------------------------



FRONT ARM SKIN <input checked="" type="checkbox"/> TOP <input type="checkbox"/> NYLON <input checked="" type="checkbox"/> CARBON	REAR ARM SKIN <input checked="" type="checkbox"/> TOP <input type="checkbox"/> NYLON <input checked="" type="checkbox"/> CARBON
<input checked="" type="checkbox"/> BOTTOM <input type="checkbox"/> NYLON <input checked="" type="checkbox"/> CARBON	<input checked="" type="checkbox"/> BOTTOM <input type="checkbox"/> NYLON <input checked="" type="checkbox"/> CARBON



CASTER INSERT <input type="checkbox"/> 0 <input type="checkbox"/> 1 <input type="checkbox"/> 2 <input checked="" type="checkbox"/> 3	SERVO SAVER SPRING <input checked="" type="checkbox"/> STD <input type="checkbox"/> HARD	REAR BRACE <input checked="" type="checkbox"/> STOCK <input type="checkbox"/> ALU	WHEEL BASE <input type="checkbox"/> 0 <input type="checkbox"/> 1.25 <input type="checkbox"/> 2.5 <input type="checkbox"/> 3.75 <input type="checkbox"/> 5
FRONT BRACE <input checked="" type="checkbox"/> STOCK <input type="checkbox"/> ALU			

FRONT FR INSERTS N° 0	FRONT RR INSERTS N° 0	REAR FR INSERTS N° 1	REAR RR INSERTS N° 2
-----------------------	-----------------------	----------------------	----------------------

REMARKS