

## DRIVER & TRACK

DRIVER Greiner D DATE 01.06.25

TRACK Apeldoorn ETS GRIP high

## FR DRIVE TRAIN RR

☒ SPOOL

☐ GEAR

cst

☒ GEAR

6000 cst

POSITION

☐ LOW

☐ MID LOW

☐ LOW

☐ MID LOW

☒ MID HIGH

☐ HIGH

☒ MID HIGH

☐ HIGH

## FR SHOCK ABSORBERS RR

400 cst

OIL

400 cst

kit

PISTONS

kit

2 mm

REBOUND

2 mm

white

SPRINGS

orange

9,5 mm

LENGTH

9,5 mm

## ANTI-ROLL BARS

FRONT 1,3

REAR 1,2

## FR TYRES Controlled Tyre ☒ RR

MAKE & TYPE Matrix D36

MR33

ADDITIVE

MR33

15 min

ADDITIVE TIMMING

15 min

min

WIPE OFF TIME

min

full mm

ADDITIVE AREA

full mm

15 min 80° TIRE WARMERS 15 min 80°

610 mm

SIDE WALL GLUE

0 mm

## ELECTRONICS

BATTERY ☒ STANDARD ☐ SHORTY

BRAND Nosram

CAPACITY 6500 mAh

### MOTOR

BRAND HW 12,3

TYPE 4,5t TIMMING 35

### ESC

BRAND HW TYPE G3

## RATIO CONFIGURATION

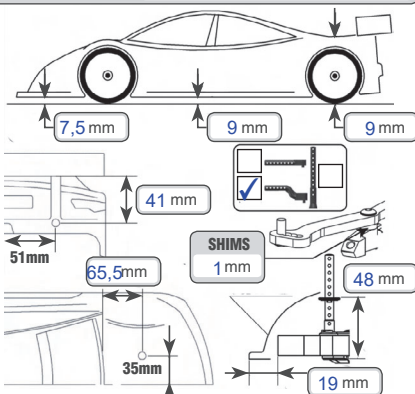
SPUR GEAR 110 teeth

PINION 30 teeth

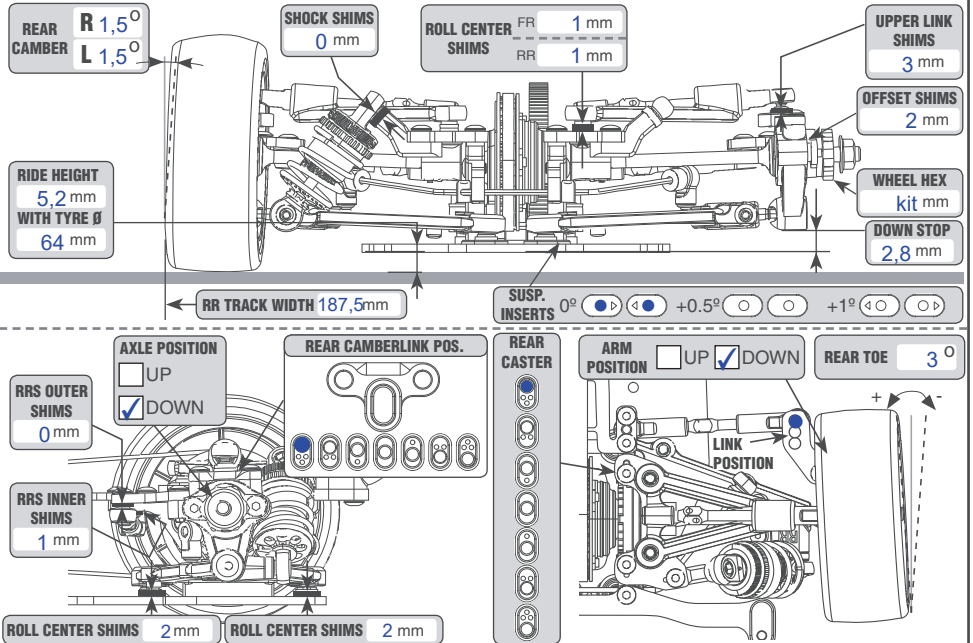
FINAL DRIVE RATIO 7,33

## AERODYNAMIC SETUP

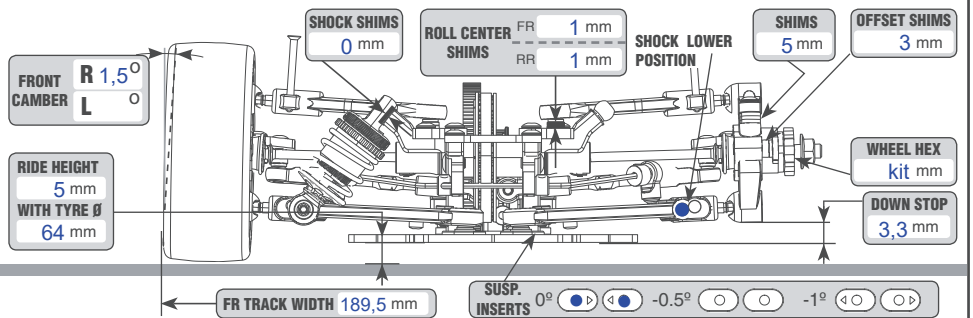
MAKE & TYPE Twister 0,4 Twister wing



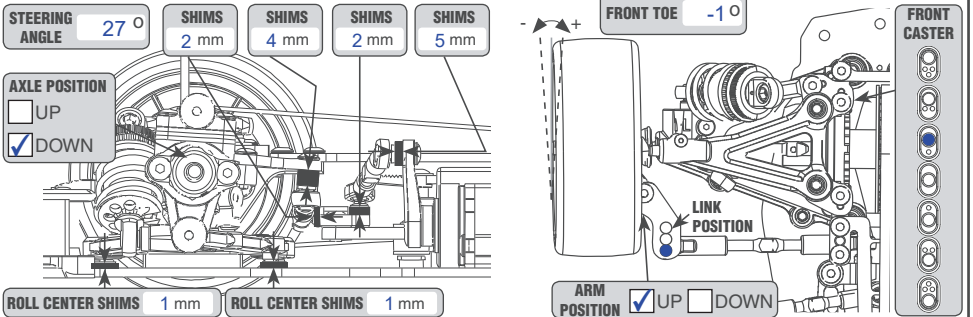
## REAR SETUP



## FRONT SETUP



## STEERING SETUP



## FLEX SETUP & WEIGHT DISTRIBUTION

