

DRIVER & TRACK

DRIVER Wasson DATE 26/10/25

TRACK England Park GRIP Low /Medium

1ST SPUR GEARS 2ND

61 62 63 56 57 58

1ST PINION 2ND

18 19 20 23 24 25

FR SHOCK ABSORBERS RR

800 cst OIL 800 cst

37IBS SPRINGS 37IBS

1 REBOUND 1

N° HOLES 6 PISTONS N° HOLES 6
with Ø 1.3 mm with Ø 1.3 mm

DIFFERENTIAL OIL AND POSITION

FR DIFF 800K cst RR DIFF 40K cst

POSITION POSITION

LOW MID LOW LOW MID LOW
 HIGH MID HIGH HIGH MID HIGH

ANTI-ROLL BARS

FRONT 2.7 REAR 2.8

FR TYRES Controlled Tyre RR

SWEEP MAKE SWEEP

TYPE

40 SHORE 40

INSERTS

POWER PACK

ENGINE

BRAND & TYPE TIMED

GLOWPLUG 7 CARB Ø 7 mm

EXHAUST

PIPE 2185 MANIFOLD V BEND

FUEL

BRAND Moonshine NITRO % 16

CLUTCH

CLUTCH BELL STEEL STANDARD
 ALU VENTED

CLUTCH SHOES Black / Yellow

CLUTCH SPRING BM WITH PRELOAD 0.6 mm

AERODYNAMIC CONFIGURATION

BODY BRAND & TYPE

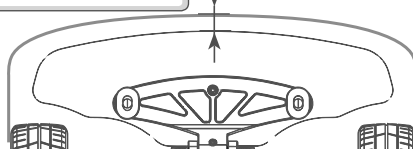
Genius Fury

WING BRAND & TYPE

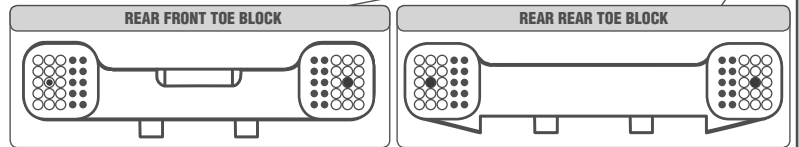
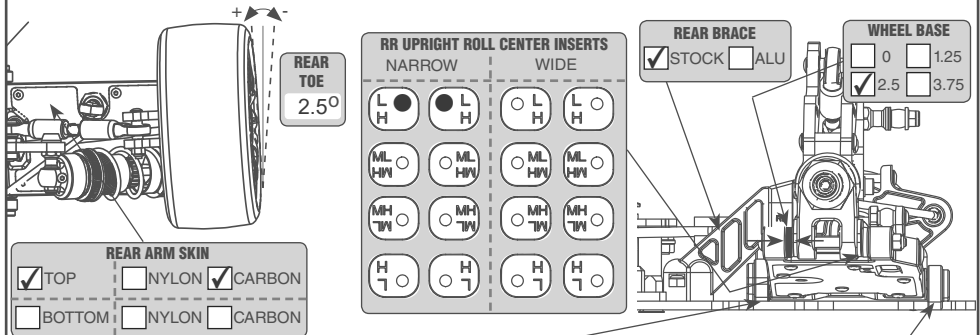
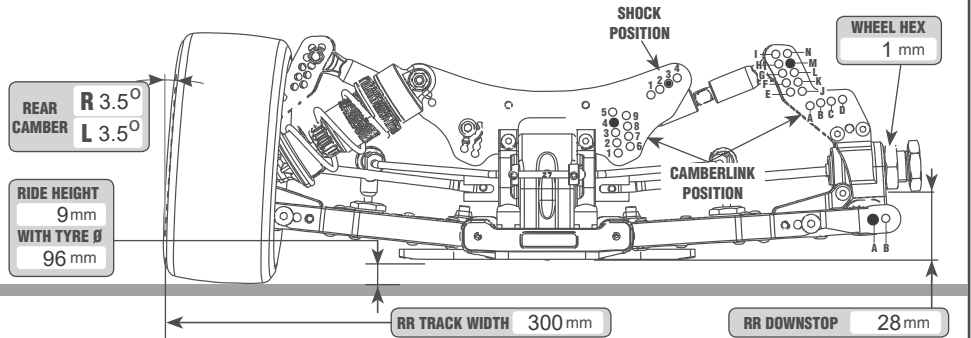
Genius Fury

BODY POSITION

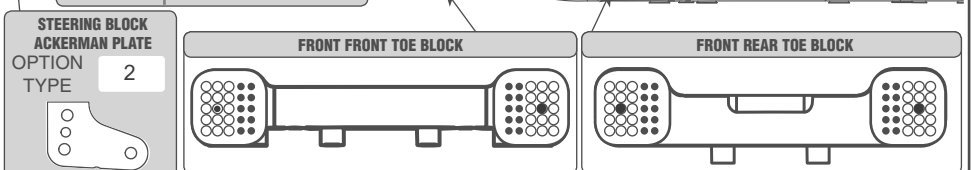
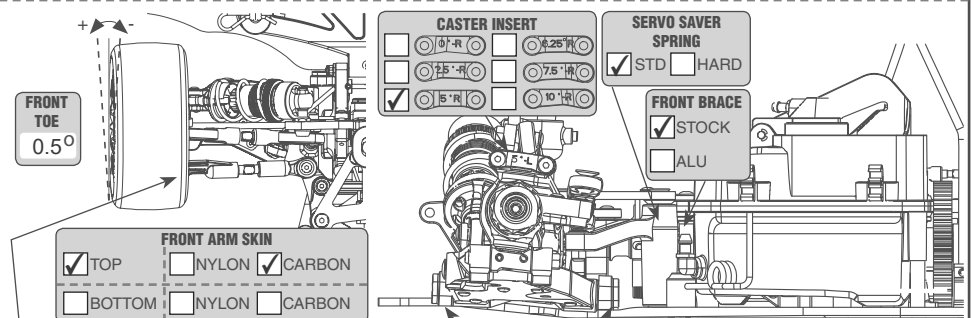
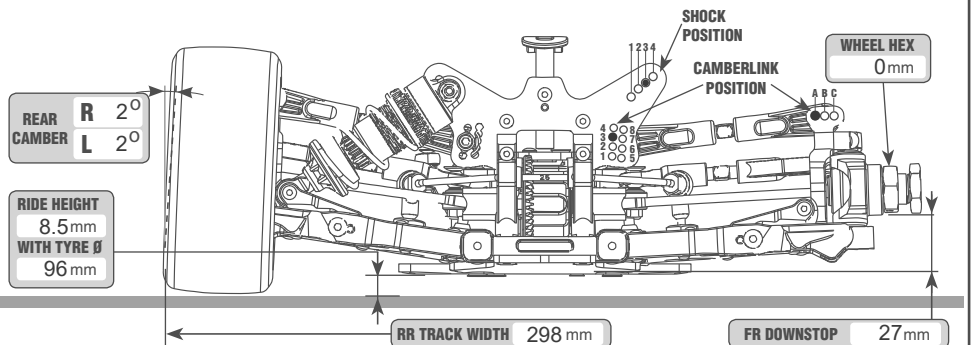
2 mm



REAR SETUP



FRONT SETUP



REMARKS

Starting setup for England Park Raceway.
Keep eyes on tyre wear due to high camber corners.
Increase clutch spring preload as grip comes up.
Droop measured from bottom of wheel hex.